



**कैपेक्सिल
CAPEXIL**



**कैपेक्सिल
CAPEXIL**

"Vanijya Bhavan", International Trade Facilitation Centre
 1/1, Wood Street, (3rd Floor), Kolkata - 700 016, India
 Phone : 033 2289 1721 / 22 / 23 / 25, Fax : 033 2289 1724
 Email : capexil@capexil.in, website : www.capexil.org

**64th
ANNUAL REPORT
वार्षिक प्रतिवेदन**

2021-22



CAPEXIL

PAST CHAIRMEN / PRESIDENTS OF CAPEXIL

1958-59	Late Lala Charat Ram	1990-91	Late N. B. Patel
1959-60	Late Lala Charat Ram	1991-92	Late A. C. Padamsee
1960-61	Mr. R. Chakraborty	1992-93	Late A. C. Padamsee
1961-62	Dr. D. Banerjee	1993-94	Mr. S. S. Dhupia
1962-63	Dr. D. Banerjee	1994-95	Mr. S. S. Dhupia
1963-64	Mr. C. D. Thakkar	1995-96	Mr. R. Veeramani
1964-65	Dr. D. Banerjee	1996-97	Mr. R. Veeramani
1965-66	Late M. S. Judge	1997-98	Late Sukumar Das
1966-67	Mr. G. K. Bhagat	1998-99	Late Sukumar Das
1967-68	Mr. G. K. Bhagat	1999-2000	Late P. N. Roy
1968-69	Mr. H. L. Somany	2000-01	Late P. N. Roy
1969-70	Late L. M. Jamnadas	2001-02	Late M. F. Vohra
1970-71	Late L. M. Jamnadas	2002-03	Late M. F. Vohra
1971-72	Late B. S. Gupta	2003-04	Mr. A.M.S.G. Ashokan
1972-73	Late G. U. Mehta	2004-05	Mr. A.M.S.G. Ashokan
1973-74	Mr. S. S. Kahlon	2005-06	Mr. S. K. Ghosh
1974-75	Mr. M. S. K. Eswaran	2006-07	Mr. S. K. Ghosh
1975-76	Late I. H. Padamsee	2007-08	Mr. Surendra Gulati
1976-77	Late B. K. Khaitan	2008-09	Mr. Surendra Gulati
1977-78	Late M. L. Mehra	2009-10	Mr. B. H. Patel
1978-79	Mr. S. Vedam	2010-11	Mr. B. H. Patel
1979-80	Mr. B. L. Arukia	2011-12	Late C. K. Somany
1980-81	Mr. V. P. Gupta	2012-13	Late C. K. Somany
1981-82	Mr. R. K. Jain	2013-14	Mr. V. Subbiah
1982-83	Late I. H. Padamsee	2014-15	Mr. V. Subbiah
1983-84	Late S. L. Goenka	2015-16	Mr. Ramesh K. Mittal
1984-85	Mr. O. P. Jalan	2016-17	Mr. Ramesh K. Mittal
1985-86	Late C. M. Chawla	2017-18	Mr. R. Veeramani
1986-87	Late C. M. Chawla	2018-19	Mr. R. Veeramani
1987-88	Late K. K. Bhatia	2019-20	Mr. B. H. Patel
1988-89	Late K. K. Bhatia	2020-21	Mr. B. H. Patel
1989-90	Late N. B. Patel	2021-22	Mr. A.M.S.G. Ashokan

Salutation

CAPEXIL extends warm wishes to you all. May the best of health, happiness, hilarity, peace and prosperity be yours in the days to come!



THE COMMITTEE OF ADMINISTRATION TO THE MEMBERS OF CAPEXIL

The Committee of Administration of CAPEXIL constituted at the 63rd Annual General Meeting held through Video Conference (“VC”) / Other Audio Visual Means (“OAVM”) on 14th December, 2021, has pleasure in presenting to the members of CAPEXIL the Annual Report together with the Audited Balance Sheet and Income & Expenditure Accounts for the year ended 31st March 2022.



Contents

Sl.No.	Title	Page No.
	Hierarchical Tree\	03-04
	Registered Office & Head Office, Regional Offices, Bankers and Statutory Auditors	05
1.	Organizational Overview	
1.1	Vision	06
1.2	Mission	06
1.3	Services	06
1.4	Products Spectrum	07
1.5	Period-wise Membership Strength	07
1.6	Region-wise Membership Strength	08
1.7	Primary Focus	08-09
1.8	Office Set Up	09
1.9	Functional Sub-Committees	09
1.10	Meetings	10
2.	Review Exports During 2021-22	
2.1	Export Targets Vs. Export Achievement	11
2.2	Export Trends from 2017-18 onwards-Graphical Depiction	12
2.3	Panel-wise Export Performance Review	13-15
2.4	Top Thirty Export Destinations of All Merchandise of CAPEXIL	16
2.5	Top Thirty Export Destinations of Mineral and Ores	17
2.6	Top Thirty Export Destinations of Non- Mineral Products	18
2.7	Region & Country-wise distribution of Export of CAPEXIL's Products in World Market	19-24
2.8	Region-wise distribution of Export of CAPEXIL's Products in World Market	25
3.	Policy Constraints vis-à-vis CAPEXIL'S Representations & Assistance	
3.1	A Brief Account	26-37
4.	Export Promotional Activities	
4.1	Overseas Trade Fairs/ Exhibitions	38
4.2	Export Workshop, Seminar, Open House Meet	38-41
4.5	Other Export Promotional Activities	41
5.	Publicity and Publication	
6.	Final Account	
6.1	Report of the Committee of Administration (CoA)	
6.2	Auditors Reports	
6.3	Audited Statements of Accounts	
7.	Annexures	
	Annexure-I : List of the Regional Committee Members of CAPEXIL(2021-22)	43-47
	Annexure-II : Panel and Item - wise exports statistics of CAPEXIL for the year 2021-22 VIS – A- VIS 2020-21	48-52



CAPEXIL

President

Mr. A.M.S.G. Ashokan

Vice President

Mr. Ramesh K. Mittal

REGIONAL CHAIRMEN

Mr. Satish Malhotra, *Northern Region*

Mr. Deependra Singh, *Western Region*

Mr. C. R. Bhattacharjee, *Eastern Region*

Mr. R. Veeramani, *Southern Region*

Secretary

Mr. Jaikant Singh

COMMITTEE OF ADMINISTRATION 2021-22

Miscellaneous Products Panel

Mr. A.M.S.G. Ashokan
The Baby Match Industries
Sivakasi.

Books, Publications & Printing Panel

Mr. Ramesh K. Mittal
M/s. D.K. Agencies Pvt. Ltd.,
New Delhi.

Plywood & Allied Products Panel

Mr. B. H. Patel
M/s. Patel Wood Syndicate
Mumbai.

Natural Stones & Products Panel

Mr. R. Veeramani
M/s. Gem Granites
Chennai.

Bulk Minerals & Ores incl. Salt, Coal & Aluminium Metal Panel

Mr. Shiv Kumar Jain
M/s. Misrilal Mines Pvt. Ltd.
Kolkata.

Paints, Printing Ink & Allied Products Panel

Mr. C. R. Bhattacharjee
M/s. Vishal Coating Pvt. Ltd.
Kolkata.

Paper, Paper Board & Paper Products Panel

Mr. Satish Malhotra
M/s. Swan Press
Delhi.

Processed Minerals including Upgraded Ilmenite Ore Panel

Mr. Deependra Singh
M/s. IREL (India) Limited
Mumbai.

Glass & Glassware Panel

Mr. P. K. Kheruka
M/s. Borosil Limited.,
Mumbai

Ceramics & Allied Products including Refractories Panel

Mr. Samir Kumar Ghosh
M/s. Allied Ceramics Pvt. Ltd.,
Kolkata.



Animal By Products Panel

Mr. S. Venkatesh Kumar
M/s. P. Subbaraj & Co.,
Chennai.

Ossein & Gelatine Panel

Mr. S. Annamalai
M/s. Pioneer Jellice India Private Limited
Madurai.

Rubber Products Panel

Mr. K. Vaidyalingam,
M/s. Balaji Rubber Industries Private
Limited,
Salem.

Auto Tyres & Tubes Panel

Mr. P. Prasanth
M/s. PRS Tyres Limited,
Namakkal.

Cement, Cement Clinkers & Asbestos

Cement Products Panel

Mr. M. Ravinder Reddy
M/s. Bharathi Cement Corp. Pvt. Ltd.,
Hyderabad.

Co-opt.

**Mfrd. Products of Carbon Graphite,
Explosives & Accessories Panel**

Mr. Vijaya Kannan,
M/s. Vetrivel Explosives Pvt. Ltd.,
Salem,

Co-opt.

Nominees of the Govt. of India

- Mr. Manish Chadha
Joint Secretary
Ministry of Commerce & Industry,
Department of Commerce, EP (CAP)
Section, Government of India,
Udyog Bhavan, New Delhi

Alternate

- Mr. S. K. Ranjan
Director
Ministry of Commerce & Industry
Dept. of Commerce, EP(CAP) Section,
Govt. of India, Udyog Bhavan
New Delhi.
- Mr. Amit Sharma
Deputy DGFT,
O/o. The Addl. DGFT,
4, Esplanade East
Kolkata.
- The Joint Secretary
Ministry of Mines,
Department of Mines
Government of India
Dr. Rajendra Prasad Road,
Shastri Bhavan,
New Delhi.



REGISTERED OFFICE & HEAD OFFICE

"Vanijya Bhavan" (3-floor),
International Trade Facilitation Centre,
1/1, Wood Street, Kolkata-700 016.
Phone: 033-2289-1721/22/23/25, Fax: 033-2289-1724
E-mail: capexil@capexil.in, Website: www.capexil.org

REGIONAL OFFICES

Northern Region

"Vandana Building",
11, Tolstoy Marg, Flat No.4B,
4th Floor, New Delhi - 110 001.
Phone: 011-2335-6703, 2371-1479, 2375-2282
Fax: 011-2331-4486
E-mail: capexil@bol.net.in, nro@capexil.in

Eastern Region

"Vanijya Bhavan" (3rd Floor),
International Trade Facilitation Centre
1/1, Wood Street, Kolkata - 700 016.
Phone: 033-2289-1721/22/23/25
Fax: 033-2289-0537
E-mail: capexilero@capexil.in

Western Region

"Commerce Centre", 4th Floor,
Block No.D-17, Tardeo Road,
Mumbai - 400 034.
Phone: 022-2352-3410, 2352-0084
Fax: 022-2351-6665
E-mail: wro@capexil.in

Southern Region

"Rasheed Mansion", 3rd Floor,
408 (Old No.622) Anna Salai,
Chennai - 600 006.
Phone: 044-2829-2310, 2829-4713
Fax: 044-2829-5386
E-mail: capexilsro@capexil.in

BANKERS

Indian Overseas Bank,
International Business Branch,
2, Royd Street, Kolkata - 700 016

I.D.B.I. Bank,
Siddha Point,
117, Park Street, Kolkata - 700 016

Union Bank of India
14/1B, Ezra Street,
Kolkata-700 001

HDFC Bank Ltd.,
2/6, Sarat Bose Road,
Central Plaza, Kolkata - 700 020

State Bank of India,
Rasheed Mansion, 3rd Floor,
622 Anna Salai, Chennai-600 006, Tamil Nadu

Syndicate Bank,
Gold Coin A Plot No 1 By 407, Ptm Malaviya Road,
Tardeo, Mumbai-400 034, Maharashtra

Union Bank of India,
Connaught Circus, MG-41,
Connaught Circus, PB NO-162,
New Delhi-110001

Kotak Mahindra Bank Limited
Centre Point Building, Ground Floor,
21, Hemanta Basu Sarani, Kolkata - 700 001

STATUTORY AUDITORS

M/s. ADD & ASSOCIATES
Chartered Accountants
P-168, Sector-B,
Metropolitan Co-op Hsg. Soc. Ltd.
Canel South Road, Kolkata-700 105



CAPEXIL

1.1 VISION

The CAPEXIL vision encompasses active promotion of India's exports of a wide spectrum of chemical-based allied products including minerals and ores, and thereby stimulate the increasing presence of Indian products in global markets and also to act as an instrument of economic growth and employment generation.

1.2 MISSION

CAPEXIL's mission is to -

- understand the various facets of international trade and assist the Indian business community in enhancing their exports, attain and sustain a pre-eminent standing in global terms,
- act as an intermediary in establishing business contacts between foreign importers and Indian exporters and thus, providing a two-way service as global trade facilitator, and
- undertake various promotional measures to push exports.

1.3 SERVICES

CAPEXIL to offer a full range of services including on-line services to Indian exporters and foreign importers by way of:-

- An interface between the Government and the members regarding Trade and policy related matters,
- Dissemination of trade enquiries,
Participation in National/International Trade Fairs, Organizing seminars/Buyer-Seller Meets,
- Preparation of market reports,
- Analysis of Indian export trends abroad,
- Collection and dissemination of global trade data,
- Disbursement of grants through various market assistance programmes,
- Conducting training programmes,
- Library facility, etc.

1.4 PRODUCT SPECTRUM

The products under the canopy of CAPEXIL are broadly -

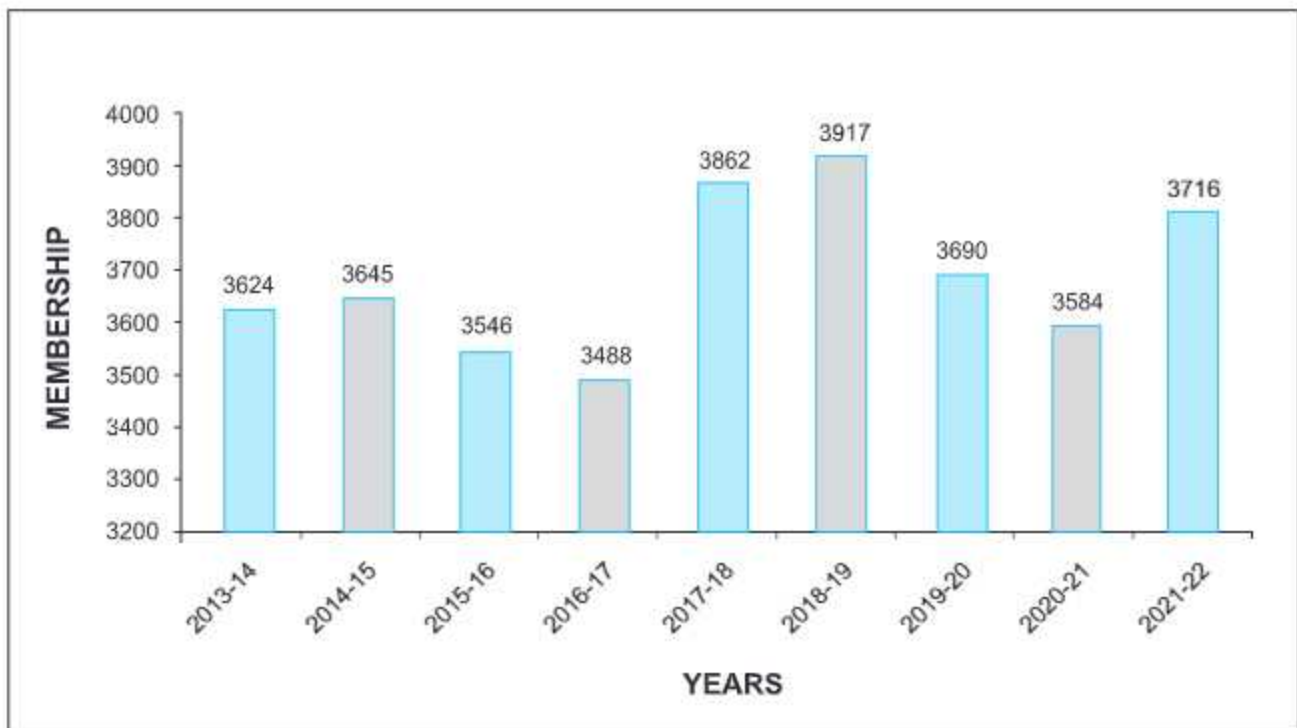
- Natural Stone, namely Granite, Marbles, etc.
- Processed Minerals
- Bulk Minerals & Ores
- Rubber Manufactured Products
- Auto Tyres & Tubes
- Paints, Printing Ink & Allied Products
- Glass & Glassware
- Plywood & Wood Products



- Ceramics and Refractories
- Cement, Clinker & Asbestos Cement Products
- Paper, Paper Board & Paper Products
- Books, Publications & Printing
- Animal By Products
- Ossein & Gelatine
- Graphite & Explosives
- Miscellaneous Products, namely, Safety Matches, Fireworks, Dyeing & Tanning Extracts, Activated Carbon, Fertilizers, etc.

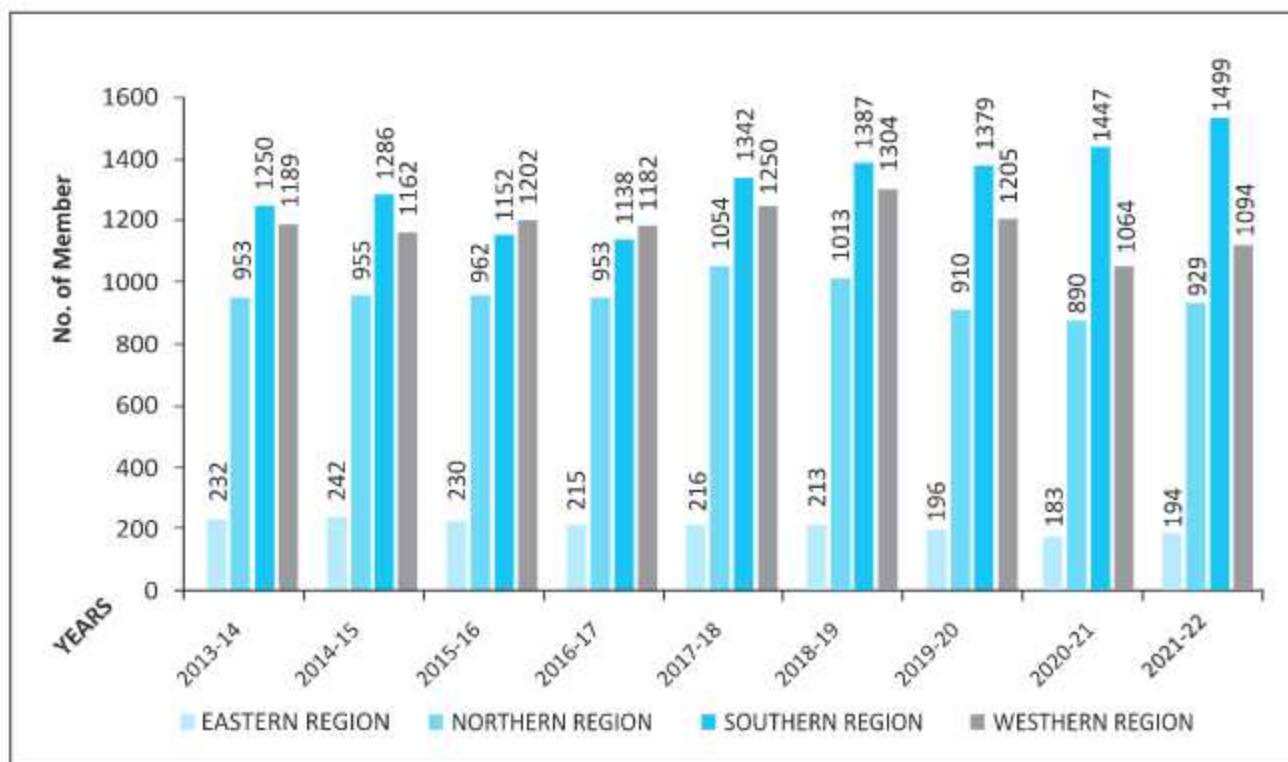
The above products are grouped under 16 separate panels and each member of CAPEXIL is indexed to a particular panel depending on the export product represented.

1.5 PERIOD-WISE MEMBERSHIP STRENGTH





1.6 REGION-WISE MEMBERSHIP STRENGTH:



1.7 PRIMARY FOCUS:

(a) Export Promotion:

- Buyer-Seller Meet(BSM) /Reverse BSM
- Importers Contact Programme
- Trade Fairs
- Market Matching for Foreign Buyers and Indian Exporters
- Market/Policy Information
- Market Research
- Publicity
- Importers' database
- Information Dissemination/Exchange through:
 - o Journals
 - o Website
 - o Brochures
 - o Open House Meets and Seminars
- Taking up exporters' concerns with the Government and advocacy on issues related to exports in various forums.
- Liaison with different Government and Private organizations



(b) Export Support Schemes:

- **Existing Schemes**
 - o Trade fairs
 - o Delegation
 - o Buyer-Seller Meet
 - o (BSM/RBSM)
 - o Export Workshops, Seminars and Open House Meets etc.
- **Market Access Initiative Scheme**
 - o Focus : LAC
 - o Focus : Africa
 - o Focus : CIS,
 - o Focus : ASEAN, etc.
- **Service Upgradation**
 - o Development of New Website, System for Membership
 - o The Common Trade Facilitation Centre

(b) Website (www.capexil.org):

CAPEXIL website highlights major features and other activities which include most recent circulars, events such as Buyer Seller Meet/Reverse Buyer Seller Meet/Trade Fairs, statistical profile, highlights of Indian economy, publications/articles, Online RCMC in respect of CAPEXIL items etc. whenever required, the website is used as a platform to gather opinion on various issues from the exporting community too.

1.8 OFFICE SET UP

The Registered Office (Head Office) and the Eastern Regional Office of CAPEXIL are functioning from the 3rd floor of "Vanijya Bhavan", International Trade Facilitation Centre at 1/1 Wood Street, Kolkata – 700 016. CAPEXIL has three more regional offices situated at Mumbai, Chennai and New Delhi for catering to the needs of members of the Western Region, Southern Region and Northern Region members. The total staff strength of CAPEXIL at the end of the Financial Year 2021-22 stood at 26.

1.9 FUNCTIONAL SUB-COMMITTEES

CAPEXIL functions under the overall control and guidance of its Committee of Administration. The Committee appointed a few functional sub-committees as per details given below:-

Sl. No.	Sub-Committees	Purpose
1.	Functional Sub-Committees, such as Finance, Staff & Export Promotion.	For close monitoring of finance, administration, export promotion and other activities of CAPEXIL.
2.	Regional Committees	To assist and guide the Regional Offices of CAPEXIL in their day-to-day activities. List of members of the Regional Committees are furnished as Annex-I



1.10 MEETINGS

A good number of meetings of the Committee of Administration, Regional Committees, Sub Committees and Panels including special meetings with State/Central Govt. and Regional Conference/Seminars/Open House Meetings were held during the year 2021-22 (Details in Table - 1). Various issues concerning exports were discussed and decisions taken thereon.

Table - 1

Sl. No.	Particulars of Meetings	Number of Meetings held during 2021-22.
1.	Committee of Administration.	5
2.	Panel meetings including Special Meetings of Panel Members & Regional Committees.	8
3.	Inter-Ministerial and other meetings with different State/Central Govt. Authorities including Regional Conference/ Open House/ Seminars Discussion etc.	95



2. REVIEW OF EXPORTS DURING 2021-22:

India's total exports from the Mineral and Non-Mineral Sectors stood at US\$ 31263.82 Million during the financial year 2021-22 as against the set target of US\$ 32354.57 Million, thus posting a negative growth of -3.37%.

Export from the Minerals and Ores sector valued at US\$ 13376.55 Million during 2021-22 declined by -13.20% than the targeted value of US\$ 15410.97 Million. During the stated period, exports of Non-Minerals sector stood at US\$ 17887.27 Million than that of the expected target of US\$ 16943.6 Million with a positive growth of 5.57%.

2.1 EXPORT TARGET VS EXPORT ACHIEVEMENT:

Value in US\$ Million

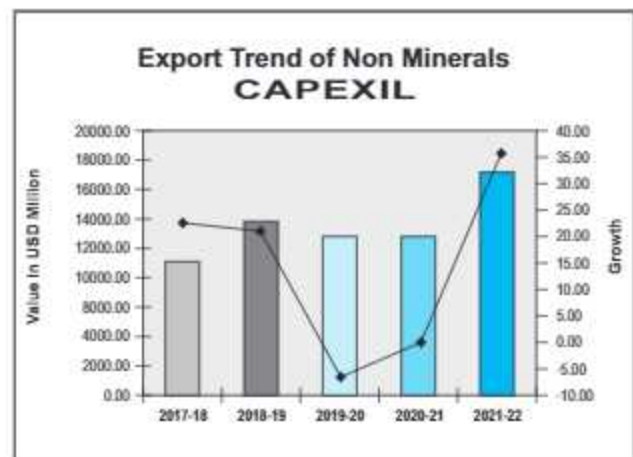
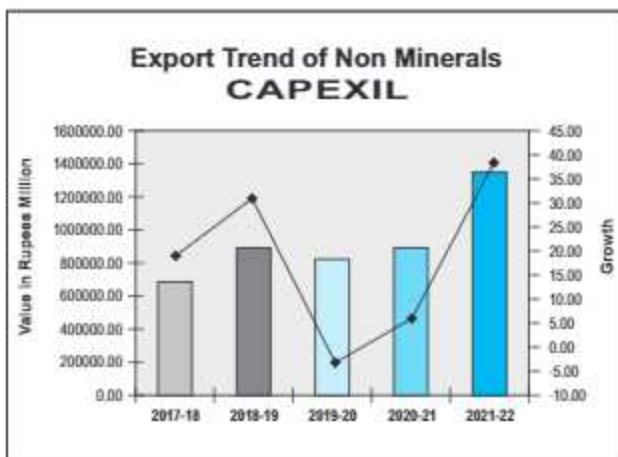
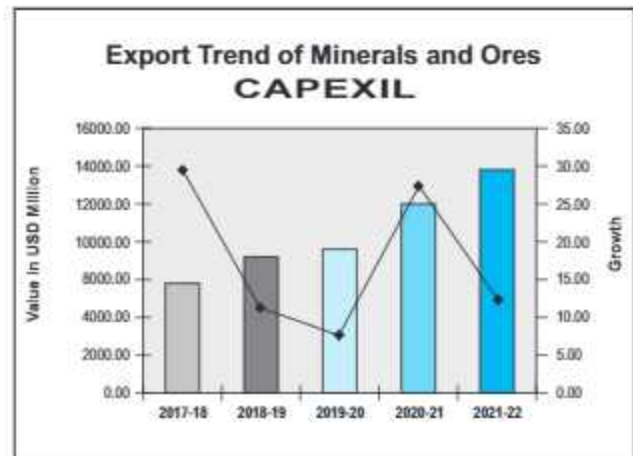
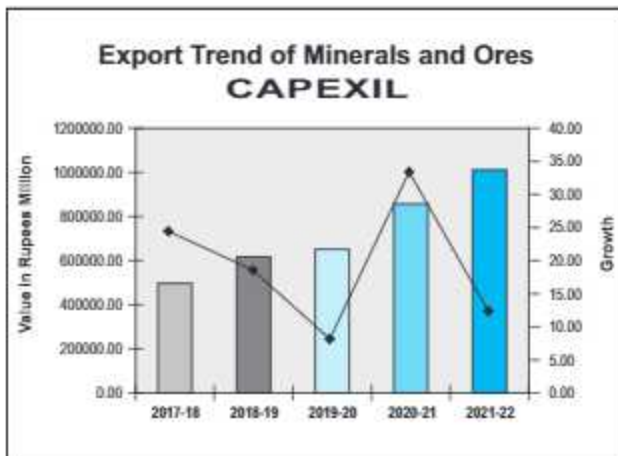
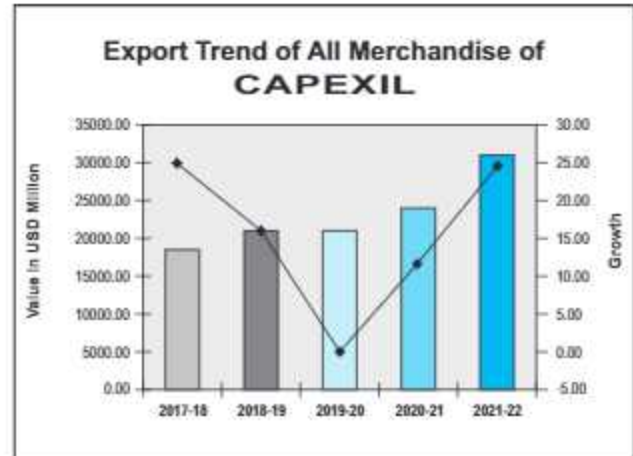
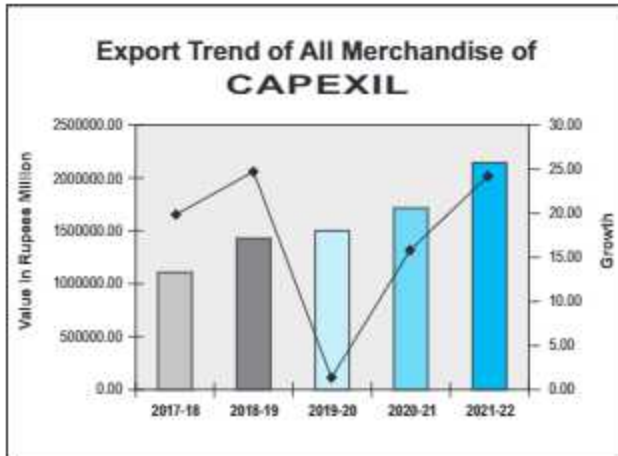
List of Panels	Export Target During 2021-22	Achievements in 2021-22
Minerals & Ores	15410.97	13376.55
Bulk Minerals and Ores	11332.13	9659.12
Natural Stones and Products	2837.68	2378.77
Processed Minerals	1241.16	1338.66
Non-Minerals	16943.6	17887.27
Animal By Products	405.94	416.15
Auto Tyres and Tubes	2557.89	2922.59
Books, Publications and Printing	319.09	357.69
Cement, Cement Clinkers and Asbestos Cement Products	851.28	890.45
Ceramics and Allied Products incl. Refractories	4288	2497.33
Glass and Glassware		1082.09
Graphite, Explosives and Accessories	407.91	484.18
Miscellaneous Products	527.14	500.96
Ossein and Gelatine	78.4	66.9
Paints, Printing Ink and Allied Products	1648.65	1728.53
Paper, Paper Board and Products	2370.35	3235.3
Plywood and Allied Products	1600.57	1752.25
Rubber Products	1888.38	1952.85
Grand Total	32354.57	31263.82

Data Source: MoC Export Import Data Bank

** Export Target for the F.Y. 2021-22 for Ceramic Products Panel is concerned, it is mentioned together with Glass Panel Target as total USD 4,288.00 Million as specifically set & provided by the Ministry of Commerce.



2.2 EXPORT TRENDS FROM 2017-18 ONWARDS - GRAPHICAL REPRESENTATION:





2.3 PANEL-WISE EXPORT PERFORMANCE REVIEW:

India's total exports of chemical and allied products stood at Rs. 2330863.55 Million during the financial year 2021-22 as against Rs. 1842220.84 Million over the same period last year, thus posting a growth of 26.52% in rupee terms.

Exports of Minerals and Ores valued at Rs. 997485.98 Million during 2021-22 that is 13.54% higher in rupee terms than the previous year, valued at Rs. 878511.54 Million.

Exports from the Non-Minerals sectors stood at Rs. 1333377.56 Million in 2021-22 registered a growth of 38.36% in rupee terms over the same period 2020-21 registered at Rs. 963709.30 Million.

Value in Rs. Million

List of Panels	2017-18	2018-19	2019-20	2020-21	*2021-22	% Growth *2021-22 over 2020-21
Minerals & Ores	507081.86	601762.50	657198.90	878511.54	997485.98	13.54
Bulk Minerals and Ores Panel	312419.36	373579.69	443670.43	646358.02	720048.56	11.40
Natural Stones and Products Panel	125211.11	137893.99	139800.07	161421.46	177513.32	9.97
Processed Minerals Panel	69451.39	90288.81	73728.40	70732.06	99924.10	41.27
Non-Minerals	718005.43	953799.18	915320.53	963709.30	1333377.56	38.36
Animal By Products Panel	18289.39	20583.29	21627.89	23125.89	31043.70	34.24
Auto Tyres and Tubes Panel	115122.90	133476.73	133231.68	145447.54	217886.91	49.80
Books, Publications and Printing Panel	17164.64	27454.35	23762.50	18152.86	26668.34	46.91
Cement, Clinkers and Asbestos Cement Products Panel	34458.41	40916.02	37467.29	48404.45	66379.35	37.13
Ceramics and Allied Products Panel	90395.15	118610.29	150292.01	169770.03	186127.49	9.64
Glass and glassware Panel	47555.77	67758.40	60597.22	62563.62	80655.95	28.92
Graphite, Explosives and Accessories Panel	43560.28	92804.40	38606.79	23251.99	36118.03	55.33
Miscellaneous Products Panel	22861.51	30816.79	26910.39	30050.47	37350.90	24.29
Ossein and Gelatin Panel	3478.22	3376.71	3762.60	4475.46	4988.56	11.46
Paints, Printing Ink and Allied Products Panel	83493.25	94960.20	98950.17	93810.17	128871.45	37.37
Paper, Paper Board and Products Panel	94432.49	142119.55	141166.16	146385.50	241058.77	64.67
Plywood and Allied Products Panel	62135.00	78646.69	77005.25	90864.69	130655.54	43.79
Rubber Products Panel	85058.41	102275.75	101940.59	107406.63	145572.60	35.53
Grand Total	1225087.29	1555561.67	1572519.44	1842220.84	2330863.55	26.52

Data Source: MoC Export Import Data Bank

***With newly added HS Codes**

In dollar terms, total exports of CAPEXIL's products from India is valued at US\$ 31263.82 Million during 2021-22, which is 25.62% higher than that of US\$ 24888.13 Million in 2020-21.

Export from the Minerals and Ores sector valued at US\$ 13376.55 Million during 2021-22 that is 12.84% higher than the previous financial year, which is valued at US\$ 11854.59 Million.



During the stated period, exports of Non-Minerals sector is valued at US\$ 17887.27 Million which is 37.24% higher than previous year valued at US\$ 13033.54 Million.

Value in US\$ Million

List of Panels	2017-18	2018-19	2019-20	2020-21	*2021-22	% Growth *2021-22 over 2020-21
Minerals & Ores	7866.4	8605.15	9269.62	11854.6	13376.6	12.84
Bulk Minerals and Ores Panel	4846.14	5336.89	6258.33	8717.02	9659.12	10.81
Natural Stones and Products Panel	1942.68	1974.62	1972.25	2182.83	2378.77	8.98
Processed Minerals Panel	1077.58	1293.64	1039.04	954.74	1338.66	40.21
Non-Minerals	11139.4	13637.3	12921.3	13033.5	17887.3	37.24
Animal By Products Panel	283.72	294.14	304.99	312.26	416.15	33.27
Auto Tyres and Tubes Panel	1785.95	1910.04	1880.49	1967.61	2922.59	48.54
Books, Publications and Printing Panel	266.35	392.03	335.83	245.45	357.69	45.73
Cement, Clinkers and Asbestos						
Cement Products Panel	534.68	585.23	529.81	654.83	890.45	35.98
Ceramics and Allied Products Panel	1402.5	1694.08	2120	2296.62	2497.33	8.74
Glass and glassware Panel	737.97	966.5	856.12	845.89	1082.09	27.92
Graphite, Explosives and Accessories Panel	675.84	1328.21	545.96	313.78	484.18	54.31
Miscellaneous Products Panel	354.81	440.48	379.37	405.49	500.96	23.54
Ossein and gelatine Panel	53.96	48.28	53.08	60.31	66.9	10.93
Paints, Printing Ink and Allied Products Panel	1295.31	1358.85	1396.73	1268.19	1728.53	36.30
Paper, Paper Board and Products Panel	1464.66	2032.88	1993.59	1979.3	3235.3	63.46
Plywood and Allied Products Panel	964.08	1124.61	1086.87	1231.21	1752.25	42.32
Rubber Products Panel	1319.59	1461.97	1438.43	1452.6	1952.85	34.44
Grand Total	19005.8	22242.5	22190.9	24888.1	31263.8	25.62

Data Source: MoC Export Import Data Bank

*With newly added HS Codes

Minerals & Ores Panel :

In the Mineral and Ores sector **Bulk Minerals and Ores Panel** has the highest contribution of US\$ 9659.12 Million in 2021-22 than that of US\$ 8717.02 Million in 2020-21 registering a growth of 10.81%. The same in Rupee term is Rs. 720048.56 Million in 2021-22 than Rs. 646358.02 Million in 2020-21 with a growth of 11.40%.

Natural Stones and Products Panel has registered a growth of 8.98% from US\$ 2182.83 Million in 2020-21 to US\$ 2378.77 Million in 2021-22. In Rupee term exports registered a growth of 9.97% from Rs. 161421.46 Million in 2020-21 to Rs. 177513.32 Million in 2021-22.

Exports from the **Processed Minerals Panel** grew by 40.21% from US\$ 954.74 Million in 2020-21 to US\$ 1338.66 Million in 2021-22. In Rupee term exports grew by 41.27% from Rs. 70732.06 Million in 2020-21 to Rs. 99924.1 Million in 2021-22.

Non-Mineral Panels :

From the Non-Mineral sector **Paper, Paper Board and Products Panel** has shown maximum growth of 63.46% in 2020-21 from US\$ 1979.3 Million to USD 3235.3 Million in 2021-22. The same in Rupee term is 64.67% from Rs. 146385.50 Million in 2020-21 to Rs. 241058.77 Million in 2021-22.



The second highest growth observed in **Graphite, Explosives and Accessories Panel** by 54.31% from US\$ 313.78 Million in 2020-21 to US\$ 484.18 Million in 2021-22 and in Rupee term 55.33% from Rs. 23251.99 Million in 2020-21 to Rs. 36118.03 Million in 2021-22 followed by-

Auto Tyres and Tubes Panel by 48.54% from US\$ 1967.61 Million in 2020-21 to US\$ 2922.59 Million in 2021-22 and in Rupee term 49.80% from Rs. 145447.54 Million in 2020-21 to Rs. 217886.91 Million in 2021-22.

Books, Publications and Printing Panel by 45.73% from US\$ 245.45 Million in 2020-21 to US\$ 357.69 Million in 2021-22 and in Rupee term 46.91% from Rs. 18152.86 Million in 2020-21 to Rs. 26668.34 Million in 2021-22.

Plywood and Allied Products Panel by 42.32% from US\$ 1231.21 Million in 2020-21 to US\$ 1752.25 Million in 2021-22 and in Rupee term 43.79% from Rs. 90864.69 Million in 2020-21 to Rs. 130655.54 Million in 2021-22.

Paints, Printing Ink and Allied Products Panel by 36.30% from US\$ 1268.19 Million in 2020-21 to US\$ 1728.53 Million in 2021-22 and in Rupee term 37.37% from Rs. 93810.17 Million in 2020-21 to Rs. 128871.45 Million in 2021-22.

Exports in **Cement, Clinkers and Asbestos Cement Products Panel** grew by 35.98% from US\$ 654.83 Million in 2020-21 to US\$ 890.45 Million in 2021-22. In Rupee term exports grew by 37.13% from Rs. 48404.45 Million in 2020-21 to Rs. 66379.35 Million in 2021-22.

In **Rubber Products Panel** exports grew by 34.44% from US\$ 1452.6 Million in 2020-21 to US\$ 1952.85 Million in 2021-22 and in Rupee term 35.53% from Rs. 107406.63 Million in 2020-21 to Rs. 145572.60 Million in 2021-22.

Animal By Products Panel grew by 33.27% from US\$ 312.26 Million in 2020-21 to US\$ 416.15 Million in 2021-22 and in Rupee term 34.24% from Rs. 23125.89 Million in 2020-21 to Rs. 31043.70 Million in 2021-22.

Glass and glassware Panel by 27.92% from US\$ 845.89 Million in 2020-21 to US\$ 1082.09 Million in 2021-22 and in Rupee term exports grew by 28.92% from Rs. 62563.62 Million in 2020-21 to Rs. 80655.95 Million in 2021-22.

Miscellaneous Products Panel by 23.54% from US\$ 405.49 Million in 2020-21 to US\$ 500.96 Million in 2021-22 and in Rupee term 24.29% from Rs. 30050.47 Million in 2020-21 to Rs. 37350.90 Million in 2021-22.

Ossein and gelatin Panel by 10.93% from US\$ 60.31 Million in 2020-21 to US\$ 66.9 Million in 2021-22 and in Rupee term 11.46% from Rs. 4475.46 Million in 2020-21 to Rs. 4988.56 Million in 2021-22.

Ceramics and Allied Products Panel by 8.74% from US\$ 2296.62 Million in 2020-21 to US\$ 2497.33 Million in 2021-22 and in Rupee term 9.64% from Rs. 169770.03 Million in 2020-21 to Rs. 186127.49 Million in 2021-22.



2.4 TOP THIRTY EXPORT DESTINATIONS OF ALL MERCHANDISE OF CAPEXIL:

Value in Rs. Million

Rank	Name of the Counties	CAPEXIL's Total Exports to these Counties		INDIA's Total Exports to these Counties		County Wise % Share of CAPEXIL's Export To India's Export	
		2020-21	*2021-22	2020-21	*2021-22	2020-21	*2021-22
1	CHINA P RP	421147.37	338972.63	1572015.90	1581615.64	26.79	21.43
2	U S A	217225.44	322339.30	3818445.29	5675345.71	5.69	5.68
3	KOREA RP	97488.74	128890.06	346942.34	603495.68	28.10	21.36
4	U ARAB EMTS	73958.37	109033.51	1233339.18	2091582.85	6.00	5.21
5	TURKEY	17928.26	87549.80	292318.36	650373.24	6.13	13.46
6	GERMANY	48957.57	65978.26	601127.12	737163.78	8.14	8.95
7	NETHERLAND	27398.25	65133.48	478583.65	937247.35	5.72	6.95
8	U K	50677.86	63004.95	602448.98	779921.13	8.41	8.08
9	BANGLADESH PR	44501.63	61932.09	715092.94	1203362.07	6.22	5.15
10	NEPAL	43191.57	57246.41	504654.86	718519.66	8.56	7.97
11	ITALY	21030.62	57061.63	349917.20	609595.74	6.01	9.36
12	VIETNAM SOC REP	32132.63	53495.47	370348.62	499374.08	8.68	10.71
13	SAUDI ARAB	41030.48	49064.78	433588.86	653101.37	9.46	7.51
14	MALAYSIA	109120.99	38153.08	449707.91	521235.74	24.26	7.32
15	INDONESIA	25626.83	38112.67	371566.88	631965.02	6.90	6.03
16	GREECE	11910.29	38066.96	40441.57	80527.66	29.45	47.27
17	BRAZIL	27121.96	36782.56	313603.38	483495.60	8.65	7.61
18	THAILAND	22274.10	32885.99	313006.20	428976.78	7.12	7.67
19	MEXICO	19373.32	32281.18	228289.37	329813.04	8.49	9.79
20	SRI LANKA DSR	21963.72	30535.03	258572.91	433336.99	8.49	7.05
21	OMAN	22514.11	28796.12	174361.46	235724.97	12.91	12.22
22	FRANCE	20612.47	28649.36	353292.18	496050.97	5.83	5.78
23	JAPAN	33865.02	27296.03	328181.81	460419.89	10.32	5.93
24	CROATIA	1338.55	25692.08	10497.46	37002.81	12.75	69.43
25	TAIWAN	20236.66	21548.12	120064.94	205511.57	16.85	10.49
26	POLAND	14593.55	21409.31	122124.70	203056.40	11.95	10.54
27	EGYPT A RP	14273.90	20479.85	167601.92	279221.40	8.52	7.33
28	NIGERIA	11675.37	20125.32	231523.79	347451.27	5.04	5.79
29	CANADA	13101.11	20088.47	219131.62	280708.16	5.98	7.16
30	SOUTH AFRICA	13211.15	18337.37	290750.79	453531.12	4.54	4.04

Data Source: MoC Export Import Data Bank

*With newly added HS Codes



2.5 TOP THIRTY EXPORT DESTINATIONS OF MINERAL AND ORES :

Value in Rs. Million

Rank	Name of the Counties	CAPEXIL's Total Exports to these Counties		INDIA's Total Exports to these Counties		County Wise % Share of CAPEXIL's Export To India's Export	
		2020-21	*2021-22	2020-21	*2021-22	2020-21	*2021-22
1	CHINA P RP	378852.45	296976.65	1572015.90	1581615.64	24.10	18.78
2	KOREA RP	87282.19	118459.13	346942.34	603495.68	25.16	19.63
3	TURKEY	4887.07	66614.16	292318.36	650373.24	1.67	10.24
4	U S A	35436.24	44720.28	3818445.29	5675345.71	0.93	0.79
5	VIETNAM SOC REP	19569.65	35715.14	370348.62	499374.08	5.28	7.15
6	GREECE	8734.25	32905.17	40441.57	80527.66	21.60	40.86
7	ITALY	3469.68	32602.47	349917.20	609595.74	0.99	5.35
8	NETHERLAND	4099.90	30942.49	478583.65	937247.35	0.86	3.30
9	U ARAB EMTS	20604.00	30716.77	1233339.18	2091582.85	1.67	1.47
10	MALAYSIA	101546.13	27767.41	449707.91	521235.74	22.58	5.33
11	CROATIA	426.81	24215.02	10497.46	37002.81	4.07	65.44
12	BANGLADESH PR	17425.22	22727.74	715092.94	1203362.07	2.44	1.89
13	U K	19010.29	20047.03	602448.98	779921.13	3.16	2.57
14	OMAN	12280.59	17515.30	174361.46	235724.97	7.04	7.43
15	MEXICO	5073.09	17460.46	228289.37	329813.04	2.22	5.29
16	JAPAN	25631.40	17004.44	328181.81	460419.89	7.81	3.69
17	INDONESIA	9556.83	16750.89	371566.88	631965.02	2.57	2.65
18	TAIWAN	15247.38	14649.55	120064.94	205511.57	12.70	7.13
19	THAILAND	7784.96	14366.24	313006.20	428976.78	2.49	3.35
20	NEPAL	8910.91	12086.69	504654.86	718519.66	1.77	1.68
21	BRAZIL	10995.07	11142.91	313603.38	483495.60	3.51	2.30
22	SINGAPORE	16046.98	8831.34	643821.69	830129.45	2.49	1.06
23	GERMANY	5266.72	7970.92	601127.12	737163.78	0.88	1.08
24	POLAND	4099.68	7720.63	122124.70	203056.40	3.36	3.80
25	SAUDI ARAB	7955.42	7598.11	433588.86	653101.37	1.83	1.16
26	FRANCE	3438.51	5942.55	353292.18	496050.97	0.97	1.20
27	EGYPT A RP	4240.49	5726.49	167601.92	279221.40	2.53	2.05
28	QATAR	3953.34	5199.13	95040.54	137032.55	4.16	3.79
29	BELGIUM	2961.77	3692.97	386827.79	752246.51	0.77	0.49
30	CANADA	2944.53	3679.77	219131.62	280708.16	1.34	1.31

Data Source: MoC Export Import Data Bank

*With newly added HS Codes



2.6 TOP THIRTY EXPORT DESTINATIONS OF NON-MINERAL PRODUCTS:

Value in Rs. Million

Rank	Name of the Counties	CAPEXIL's Total Exports to these Counties		INDIA's Total Exports to these Counties		County Wise % Share of CAPEXIL's Export To India's Export	
		2020-21	*2021-22	2020-21	*2021-22	2020-21	*2021-22
1	U S A	35436.24	44720.28	3818445.29	5675345.71	0.93	0.79
2	U ARAB EMTS	20604.00	30716.77	1233339.18	2091582.85	1.67	1.47
3	GERMANY	5266.72	7970.92	601127.12	737163.78	0.88	1.08
4	NEPAL	8910.91	12086.69	504654.86	718519.66	1.77	1.68
5	U K	19010.29	20047.03	602448.98	779921.13	3.16	2.57
6	CHINA P RP	378852.45	296976.65	1572015.90	1581615.64	24.10	18.78
7	SAUDI ARAB	7955.42	7598.11	433588.86	653101.37	1.83	1.16
8	BANGLADESH PR	17425.22	22727.74	715092.94	1203362.07	2.44	1.89
9	NETHERLAND	4099.90	30942.49	478583.65	937247.35	0.86	3.30
10	SRI LANKA DSR	494.45	816.24	258572.91	433336.99	0.19	0.19
11	BRAZIL	10995.07	11142.91	313603.38	483495.60	3.51	2.30
12	ITALY	3469.68	32602.47	349917.20	609595.74	0.99	5.35
13	FRANCE	3438.51	5942.55	353292.18	496050.97	0.97	1.20
14	INDONESIA	9556.83	16750.89	371566.88	631965.02	2.57	2.65
15	TURKEY	4887.07	66614.16	292318.36	650373.24	1.67	10.24
16	NIGERIA	707.82	647.39	231523.79	347451.27	0.31	0.19
17	THAILAND	7784.96	14366.24	313006.20	428976.78	2.49	3.35
18	VIETNAM SOC REP	19569.65	35715.14	370348.62	499374.08	5.28	7.15
19	SOUTH AFRICA	392.78	681.75	290750.79	453531.12	0.14	0.15
20	KENYA	794.66	771.51	140308.35	196226.91	0.57	0.39
21	CANADA	2944.53	3679.77	219131.62	280708.16	1.34	1.31
22	AUSTRALIA	1079.01	1254.93	299276.39	618410.47	0.36	0.20
23	SPAIN	1389.73	1626.02	239617.00	352440.02	0.58	0.46
24	MEXICO	5073.09	17460.46	228289.37	329813.04	2.22	5.29
25	EGYPT A RP	4240.49	5726.49	167601.92	279221.40	2.53	2.05
26	BELGIUM	2961.77	3692.97	386827.79	752246.51	0.77	0.49
27	RUSSIA	848.88	754.11	196497.05	242327.99	0.43	0.31
28	POLAND	4099.68	7720.63	122124.70	203056.40	3.36	3.80
29	QATAR	3953.34	5199.13	95040.54	137032.55	4.16	3.79
30	OMAN	12280.59	17515.30	174361.46	235724.97	7.04	7.43

Data Source: MoC Export Import Data Bank

*With newly added HS Codes



2.7 COUNTRY-WISE DISTRIBUTION OF EXPORTS OF CAPEXIL'S PRODUCTS IN WORLD MARKET DURING 2021-22:

Value in Rs Million

REGION/COUNTRY	TOTAL EXPORT OF CAPEXIL TO THESE COUNTRIES		TOTAL EXPORT INDIA TO THESE COUNTRIES		% SHARE OF CAPEXIL EXPORT TO THESE COUNTRIES		% SHARE OF INDIA'S EXPORT TO THESE COUNTRIES	
	2020-21	*2021-22	2020-21	*2021-22	2020-21	*2021-22	2020-21	*2021-22
Region: ASEAN	219609.95	193405.38	2332835.16	3154513.79	9.41	6.13	10.80	10.03
BRUNEI	218.25	154.95	4646.86	3216.88	4.70	4.82	0.02	0.01
CAMBODIA	818.10	786.20	12475.21	14809.45	6.56	5.31	0.06	0.05
INDONESIA	25626.83	38112.67	371566.88	631965.02	6.90	6.03	1.72	2.01
LAO PD RP	20.91	14.77	2033.83	1091.09	1.03	1.35	0.01	0.00
MALAYSIA	109120.99	38153.08	449707.91	521235.74	24.26	7.32	2.08	1.66
MYANMAR	1472.28	1337.44	57321.97	66608.91	2.57	2.01	0.27	0.21
PHILIPPINES	7920.03	13302.95	107906.00	157106.40	7.34	8.47	0.50	0.50
SINGAPORE	20005.82	15161.86	643821.69	830129.45	3.11	1.83	2.98	2.64
THAILAND	22274.10	32885.99	313006.20	428976.78	7.12	7.67	1.45	1.36
VIETNAM SOC REP	32132.63	53495.47	370348.62	499374.08	8.68	10.71	1.72	1.59
Region: CARs Countries	1672.88	1831.61	48695.73	50644.13	3.44	3.62	0.23	0.16
KAZAKHSTAN	633.75	668.06	16723.93	17564.82	3.79	3.80	0.08	0.06
KYRGHYZSTAN	28.42	26.06	2860.53	2451.42	0.99	1.06	0.01	0.01
TAJIKISTAN	53.62	76.73	3949.62	2640.50	1.36	2.91	0.02	0.01
TURKMENISTAN	153.15	112.51	4442.59	7756.82	3.45	1.45	0.02	0.02
UZBEKISTAN	803.95	948.26	20719.06	20230.58	3.88	4.69	0.10	0.06
Region: Central Africa	7477.16	8948.95	113515.63	125042.27	6.59	7.16	0.53	0.40
BURUNDI	330.71	483.23	4746.83	4505.20	6.97	10.73	0.02	0.01
C AFRI REP	44.55	28.59	1756.70	1504.40	2.54	1.90	0.01	0.00
CHAD	214.34	54.28	4378.65	3945.62	4.90	1.38	0.02	0.01
CONGO D. REP.	1546.13	2055.06	31798.33	42343.03	4.86	4.85	0.15	0.13
MALAWI	768.13	911.78	11206.38	11215.81	6.85	8.13	0.05	0.04
RWANDA	1007.55	1213.50	9947.32	9536.53	10.13	12.72	0.05	0.03
UGANDA	3565.76	4202.51	49681.43	51991.68	7.18	8.08	0.23	0.17
Region: East Africa	27731.72	41489.42	428210.29	616905.87	6.48	6.73	1.98	1.96
COMOROS	47.43	34.14	1349.14	1720.73	3.52	1.98	0.01	0.01
DJIBOUTI	885.42	2458.31	25701.77	53194.87	3.44	4.62	0.12	0.17
ETHIOPIA	3696.05	4668.43	50697.65	50768.33	7.29	9.20	0.23	0.16
KENYA	11613.37	17234.45	140308.353	196226.91	8.28	8.78	0.65	0.62
MADAGASCAR	901.14	1246.33	24065.75	26200.98	3.74	4.76	0.11	0.08
MAURITIUS	1552.59	1829.00	31251.58	53259.30	4.97	3.43	0.14	0.17
REUNION	327.95	302.33	3250.91	4373.14	10.09	6.91	0.02	0.01
SEYCHELLES	472.95	507.91	4094.87	3352.47	11.55	15.15	0.02	0.01
SOMALIA	1615.85	2280.74	41048.210	55570.53	3.94	4.10	0.19	0.18
TANZANIA REP	6618.98	10927.78	106442.07	172238.61	6.22	6.34	0.49	0.55
Region: East Asia (Oceania)	16787.68	21159.51	345372.09	666965.91	4.86	3.17	1.60	2.12
AUSTRALIA	13904.82	17439.44	299276.39	618410.47	4.65	2.82	1.39	1.97
FIJI IS	301.89	214.65	3468.29	4325.43	8.70	4.96	0.02	0.01



KIRIBATI REP	3.13	3.32	52.97	122.35	5.91	2.71	0.00	0.00
NAURU RP	1.30	1.20	7.08	23.08	18.43	5.22	0.00	0.00
NEW ZEALAND	2265.40	3169.02	35987.71	36337.35	6.29	8.72	0.17	0.12
PAPUA N GNA	219.92	252.20	4162.41	5211.86	5.28	4.84	0.02	0.02
SAMOA	15.85	10.70	200.01	104.44	7.92	10.24	0.00	0.00
SOLOMON IS	7.47	13.28	121.83	137.98	6.13	9.63	0.00	0.00
TIMOR LESTE	43.72	39.32	1866.17	1942.53	2.34	2.02	0.01	0.01
TONGA	5.86	2.62	62.48	99.03	9.39	2.64	0.00	0.00
TUVALU	0.00	0.00	0.19	16.22	0.00	0.00	0.00	0.00
VANUATU REP	18.32	13.76	166.59	235.17	11.00	5.85	0.00	0.00
Region: EU Countries	257147.19	423733.25	3650553.45	5590314.24	7.04	7.58	16.91	17.77
AUSTRIA	2588.94	3077.58	33543.33	42051.06	7.72	7.32	0.16	0.13
BELGIUM	13621.77	17977.29	386827.79	752246.51	3.52	2.39	1.79	2.39
BULGARIA	1161.48	1674.89	12603.18	18418.73	9.22	9.09	0.06	0.06
CYPRUS	414.87	590.28	6683.01	10477.14	6.21	5.63	0.03	0.03
CZECH REPUBLIC	1295.16	1455.76	35935.90	46879.61	3.60	3.11	0.17	0.15
DENMARK	4178.82	4542.84	55818.22	70409.50	7.49	6.45	0.26	0.22
ESTONIA	916.17	1018.39	3843.88	4630.13	23.83	21.99	0.02	0.01
FINLAND	1813.09	2032.85	21047.35	25668.92	8.61	7.92	0.10	0.08
FRANCE	20612.47	28649.36	353292.18	496050.97	5.83	5.78	1.64	1.58
GERMANY	48957.57	65978.26	601127.12	737163.78	8.14	8.95	2.78	2.34
GREECE	11910.29	38066.96	40441.57	80527.66	29.45	47.27	0.19	0.26
HUNGARY	1211.17	1712.62	36675.38	41061.23	3.30	4.17	0.17	0.13
IRELAND	4982.37	6753.10	41696.76	51301.31	11.95	13.16	0.19	0.16
ITALY	21030.62	57061.63	349917.20	609595.74	6.01	9.36	1.62	1.94
LATVIA	2160.82	3185.75	7667.58	9895.30	28.18	32.19	0.04	0.03
LITHUANIA	1016.90	1482.62	12070.66	24704.97	8.42	6.00	0.06	0.08
LUXEMBOURG	146.07	174.18	932.56	1085.59	15.66	16.04	0.00	0.00
MALTA	331.65	376.12	23715.76	35689.16	1.40	1.05	0.11	0.11
NETHERLAND	27398.25	65133.48	478583.65	937247.35	5.72	6.95	2.22	2.98
POLAND	14593.55	21409.31	122124.70	203056.40	11.95	10.54	0.57	0.65
PORTUGAL	3913.09	5465.99	62231.31	88746.11	6.29	6.16	0.29	0.28
ROMANIA	3784.37	5590.23	27466.17	44155.84	13.78	12.66	0.13	0.14
SLOVAK REP	1547.76	1963.47	11533.35	12754.35	13.42	15.39	0.05	0.04
SLOVENIA	1568.40	2504.53	26252.66	36886.89	5.97	6.79	0.12	0.12
SPAIN	11923.69	17482.99	239617.00	352440.02	4.98	4.96	1.11	1.12
SWEDEN	3390.02	5367.80	56456.22	77248.84	6.00	6.95	0.26	0.25
U K	50677.86	63004.95	602448.98	779921.13	8.41	8.08	2.79	2.48
Region: European Free Trade Association (EFTA)	3921.07	4005.29	118352.02	129863.10	3.31	3.08	0.55	0.41
ICELAND	37.28	42.28	807.84	877.99	4.61	4.82	0.00	0.00
LIECHTENSTEIN	142.31	58.07	279.10	145.77	50.99	39.83	0.00	0.00
NORWAY	2419.69	2230.33	23858.99	28301.55	10.14	7.88	0.11	0.09
SWITZERLAND	1321.80	1674.62	93406.09	100537.78	1.42	1.67	0.43	0.32
Region : Latin America	50568.94	66654.83	746703.93	1113184.30	6.77	5.99	3.46	3.54
ANTIGUA	1.22	2.46	119.14	184.62	1.02	1.33	0.00	0.00
ARGENTINA	2106.29	3479.79	50876.19	106613.21	4.14	3.26	0.24	0.34



BARBADOS	31.71	29.97	820.00	1207.93	3.87	2.48	0.00	0.00
BAHAMAS	18.71	18.39	337.26	601.16	5.55	3.06	0.00	0.00
BELIZE	19.27	35.55	696.53	1138.23	2.77	3.12	0.00	0.00
BERMUDA	0.45	2.14	331.08	412.54	0.14	0.52	0.00	0.00
BOLIVIA	402.10	552.62	6961.95	8773.63	5.78	6.30	0.03	0.03
BR VIRGN IS	0.29	1.47	18.83	26.72	1.54	5.49	0.00	0.00
BRAZIL	27121.96	36782.56	313603.38	483495.60	8.65	7.61	1.45	1.54
CAYMAN IS	17.83	25.91	318.78	494.55	5.59	5.24	0.00	0.00
CHILE	2175.99	2858.18	59501.72	88078.83	3.66	3.25	0.28	0.28
COLOMBIA	4142.26	5240.65	63845.99	102665.79	6.49	5.10	0.30	0.33
COSTA RICA	599.26	896.17	8438.51	10996.82	7.10	8.15	0.04	0.03
CUBA	148.85	165.09	1509.54	1972.01	9.86	8.37	0.01	0.01
DOMINIC REP	1392.10	1487.52	15457.45	23112.91	9.01	6.44	0.07	0.07
DOMINICA	20.86	15.11	137.53	208.80	15.17	7.24	0.00	0.00
ECUADOR	1340.23	1191.14	15364.80	22738.06	8.72	5.24	0.07	0.07
EL SALVADOR	435.58	557.99	6211.37	12068.36	7.01	4.62	0.03	0.04
FALKLAND IS	0.00	0.00	0	0.12		0.00	0.00	0.00
FR GUIANA	11.18	8.35	131.25	154.91	8.52	5.39	0.00	0.00
GRENADA	3.38	5.49	211.37	294.95	1.60	1.86	0.00	0.00
GUADELOUPE	25.04	30.44	197.02	267.46	12.71	11.38	0.00	0.00
GUATEMALA	1701.84	2744.98	24475.81	41121.84	6.95	6.68	0.11	0.13
GUYANA	168.41	325.81	2628.59	4953.14	6.41	6.58	0.01	0.02
HAITI	678.01	760.94	7963.77	7416.7	8.51	10.26	0.04	0.02
HONDURAS	749.41	1075.96	12042.87	23687.05	6.22	4.54	0.06	0.08
JAMAICA	389.71	291.67	4743.564	6008.89	8.22	4.85	0.02	0.02
MARTINIQUE	17.88	16.39	314.90	466.03	5.68	3.52	0.00	0.00
MONTserrat	0.15	1.12	4.95	6.17	3.11	18.12	0.00	0.00
NETHERLANDANTIL	21.87	20.64	1423.26	2213.59	1.54	0.93	0.01	0.01
NICARAGUA	500.89	675.45	6632.16	8006.55	7.55	8.44	0.03	0.03
PANAMA REPUBLIC	489.94	658.29	11223.87	25896.04	4.37	2.54	0.05	0.08
PARAGUAY	444.47	498.99	11916.55	15724.52	3.73	3.17	0.06	0.05
PERU	4165.83	4695.20	56480.01	66921.81	7.38	7.02	0.26	0.21
ST KITT N A	0.16	1.56	72.95	194.34	0.21	0.80	0.00	0.00
ST LUCIA	9.26	8.67	251.02	303.56	3.69	2.86	0.00	0.00
ST VINCENT	4.59	9.55	46.55	63.04	9.87	15.15	0.00	0.00
SURINAME	113.21	101.72	1265.83	1295.55	8.94	7.85	0.01	0.00
TRINIDAD	297.90	260.08	5533.23	6958.56	5.38	3.74	0.03	0.02
TURKS C IS	0.35	1.68	9.23	48.02	3.75	3.51	0.00	0.00
URUGUAY	387.19	458.79	7742.91	11232.20	5.00	4.08	0.04	0.04
VENEZUELA	412.12	660.25	41248.98	24839.99	1.00	2.66	0.19	0.08
VIRGIN IS US	1.23	0.14	5593.25	319.512	0.02	0.04	0.03	0.00
Region : NE Asia	573940.18	518342.58	3121497.41	3672242.97	18.39	14.12	14.46	11.67
CHINA P RP	421147.37	338972.63	1572015.90	1581615.64	26.79	21.43	7.28	5.03
HONG KONG	1156.51	1589.44	752014.33	818345.29	0.15	0.19	3.48	2.60
JAPAN	33865.02	27296.03	328181.81	460419.89	10.32	5.93	1.52	1.46
KOREA DP RP	10.54	1.61	208.82	25.26	5.05	6.35	0.00	0.00
KOREA RP	97488.74	128890.06	346942.34	603495.68	28.10	21.36	1.61	1.92



MACAO	7.48	6.99	669.62	893.82	1.12	0.78	0.00	0.00
MONGOLIA	27.88	37.71	1399.65	1935.81	1.99	1.95	0.01	0.01
TAIWAN	20236.66	21548.12	120064.94	205511.57	16.85	10.49	0.56	0.65
Region: North Africa	27835.60	38653.00	355727.19	532089.38	7.82	7.26	1.65	1.69
ALGERIA	3636.79	5557.48	43980.97	52380.05	8.27	10.61	0.20	0.17
EGYPT A RP	14273.90	20479.85	167601.92	279221.40	8.52	7.33	0.78	0.89
LIBYA	2969.45	4730.72	11395.96	17891.93	26.06	26.44	0.05	0.06
MOROCCO	2937.37	3847.47	37513.75	71977.01	7.83	5.35	0.17	0.23
SUDAN	3270.07	3051.42	75660.06	80277.46	4.32	3.80	0.35	0.26
TUNISIA	748.01	986.06	19574.53	30341.53	3.82	3.25	0.09	0.10
Region: North America	249699.87	374708.95	4265866.28	6285866.90	5.85	5.96	19.76	19.98
CANADA	13101.11	20088.47	219131.62	280708.16	5.98	7.16	1.01	0.89
MEXICO	19373.32	32281.18	228289.37	329813.04	8.49	9.79	1.06	1.05
U S A	217225.44	322339.30	3818445.29	5675345.71	5.69	5.68	17.69	18.04
Region: Other CIS Countries	15521.92	20156.47	251614.12	300017.38	6.17	6.72	1.17	0.95
ARMENIA	95.99	164.06	5146.22	2043.65	1.87	8.03	0.02	0.01
AZERBAIJAN	204.41	268.37	3762.15	2714.92	5.43	9.89	0.02	0.01
BELARUS	110.03	130.73	4613.67	4868.29	2.38	2.69	0.02	0.02
GEORGIA	842.77	642.88	7355.11	12213.65	11.46	5.26	0.03	0.04
MOLDOVA	131.88	104.26	856.39	673.82	15.40	15.47	0.00	0.00
RUSSIA	11025.34	14687.89	196497.05	242327.99	5.61	6.06	0.91	0.77
UKRAINE	3111.49	4158.28	33383.54	35175.06	9.32	11.82	0.15	0.11
Region: Other European Countries	21534.74	116197.57	309108.86	695027.15	6.97	16.72	1.43	2.21
ALBANIA	1855.19	2425.88	3461.95	4104.03	53.59	59.11	0.02	0.01
BOSNIA-HRZGOVIN	309.61	427.28	1116.13	1267.92	27.74	33.70	0.01	0.00
CROATIA	1338.55	25692.08	10497.45	37002.81	12.75	69.43	0.05	0.12
MACEDONIA	103.13	102.54	1714.97	2279.15	6.01	4.50	0.01	0.01
TURKEY	17928.26	87549.80	292318.36	650373.24	6.13	13.46	1.35	2.07
UNION OF SERBIA & MONTENEGRO	0.00	0.00					0.00	0.00
Region: Other South African Countries	7287.51	8488.26	143280.07	221437.25	5.09	3.83	0.66	0.70
ANGOLA	1255.02	2362.66	19212.34	33779.77	6.53	6.99	0.09	0.11
MOZAMBIQUE	3888.80	3481.05	91143.68	147322.55	4.27	2.36	0.42	0.47
ZAMBIA	1625.50	1933.95	19874.11	25395.69	8.18	7.62	0.09	0.08
ZIMBABWE	518.19	710.60	13049.94	14939.24	3.97	4.76	0.06	0.05
Region: Other West Asia	27738.21	37956.64	571234.22	806489.54	4.86	4.71	2.65	2.56
IRAN	3373.48	1879.39	132118.52	108311.80	2.55	1.74	0.61	0.34
IRAQ	8823.34	11953.85	111051.82	179695.78	7.95	6.65	0.51	0.57
ISRAEL	7243.13	9443.49	199797.80	357704.62	3.63	2.64	0.93	1.14
JORDAN	2474.31	8352.46	46733.43	66251.00	5.29	12.61	0.22	0.21
LEBANON	1520.04	1934.79	14071.88	23379.45	10.80	8.28	0.07	0.07
SYRIA	485.10	179.41	9216.77	7854.99	5.26	2.28	0.04	0.02
YEMEN REPubLC	3818.81	4213.24	58243.99	63291.91	6.56	6.66	0.27	0.20
Region: South Asia	118029.97	159805.84	1629977.57	2550030.82	7.24	6.27	7.55	8.11
AFGHANISTAN TIS	1780.55	1328.87	61062.00	41290.42	2.92	3.22	0.28	0.13



BANGLADESH PR	44501.63	61932.09	715092.94	1203362.06	6.22	5.15	3.31	3.82
BHUTAN	4286.68	5072.26	51932.21	65380.92	8.25	7.76	0.24	0.21
MALDIVES	2054.14	2962.97	14515.55	49828.89	14.15	5.95	0.07	0.16
NEPAL	43191.57	57246.41	504654.86	718519.66	8.56	7.97	2.34	2.28
PAKISTAN IR	251.67	728.21	24147.10	38311.87	1.04	1.90	0.11	0.12
SRI LANKA DSR	21963.72	30535.03	258572.91	433336.99	8.49	7.05	1.20	1.38
Region: Southern African Customs Union (SACU)	13536.90	18726.61	312028.57	492603.94	4.34	3.80	1.45	1.57
BOTSWANA	211.14	181.37	12741.17	20773.57	1.66	0.87	0.06	0.07
LESOTHO	5.72	12.83	2953.15	815.68	0.19	1.57	0.01	0.00
NAMIBIA	85.74	161.94	3776.31	15481.44	2.27	1.05	0.02	0.05
SOUTH AFRICA	13211.15	18337.37	290750.78	453531.12	4.54	4.04	1.35	1.44
SWAZILAND	23.16	33.10	1807.15	2002.13	1.28	1.65	0.01	0.01
Region: Unspecified	2422.35	2088.96	94430.20	169960.43	2.57	1.23	0.44	0.54
AMERI SAMOA	0.57	0.16	43.33	57.81	1.31	0.28	0.00	0.00
ANDORRA	0.01	0.00	1.52	3.68	0.53	0.00	0.00	0.00
ANGUILLA	0.00	0.53	3.75	6.78	0.00	7.75	0.00	0.00
ANTARTICA	0.00	0.92	76.89	5.60	0.00	16.37	0.00	0.00
ARUBA	0.64	7.67	206.91	463.94	0.31	1.65	0.00	0.00
CHRISTMAS IS.			0	0.49		0.00	0.00	0.00
COCOS IS	0.00	0.00	0.04	0	0.00		0.00	0.00
COOK IS	0.00	0.01	5.32	2.97	0.00	0.20	0.00	0.00
ERITREA	91.70	90.54	700.27	1311.99	13.10	6.90	0.00	0.00
FAROE IS.	0.04	0.18	19.99	20.044	0.20	0.89	0.00	0.00
FR POLYNESIA	19.95	27.31	417.71	687.85	4.78	3.97	0.00	0.00
FR S ANT TR							0.00	0.00
GIBRALTAR	0.13	0.02	15358.06	36834.67	0.00	0.00	0.07	0.12
GREENLAND	0.00	0.00	82.60	103.58	0.00	0.00	0.00	0.00
GUAM	0.00	8.38	55.18	125.53	0.00	6.68	0.00	0.00
INSTALLATIONS IN INTERNATIONAL WATERS							0.00	0.00
MARSHALL ISLAND	1.39	0.42	45.79	77.74	3.03	0.54	0.00	0.00
MAYOTTE	73.33	85.54	417.56	259.22	17.56	33.00	0.00	0.00
MICRONESIA	3.55	1.37	53.08	45.84	6.69	2.99	0.00	0.00
MONACO	2.09	1.28	141.28	266.71	1.48	0.48	0.00	0.00
MONTENEGRO	200.30	118.66	1481.15	1621.17	13.52	7.32	0.01	0.01
N. MARIANA IS.	0.00	4.05	21.36	28.025	0.00	14.47	0.00	0.00
NEW CALEDONIA	113.76	179.25	851.45	1407.19	13.36	12.74	0.00	0.00
NIUE IS	0.00	0.00	0.26	0	0.00		0.00	0.00
NORFOLK IS	0.30	0.00	15.90	13.33	1.86	0.01	0.00	0.00
PALAU	2.56	0.01	15.59	7.87	16.42	0.13	0.00	0.00
PANAMA C Z	0.00	0.00					0.00	0.00
PITCAIRN IS.	0.00	0.00	8.71	0	0.00		0.00	0.00
PUERTO RICO	983.60	814.81	11542.22	20775.78	8.52	3.92	0.05	0.07
SAHARWI A.DM RP	0.28	0.00	2.82	1.073	9.81	0.09	0.00	0.00
SAN MARINO	0.00	1.12	18.88	21.36	0.00	5.23	0.00	0.00
SERBIA	880.38	656.77	6736.77	6700.26	13.07	9.80	0.03	0.02



SINT MAARTEN (DUTCH PART)	0.00	0.00	0.125	6.94	0.00	0.00	0.00	0.00
SOUTH SUDAN			1693.80	2005.40	0.00	0.00	0.01	0.01
TOKELAU IS	0.00	0.00					0.00	0.00
UNSPECIFIED	47.79	89.98	54333.80	97070.14	0.09	0.09	0.25	0.31
US MINOR OUTLYING ISLANDS			71.50	24.61	0.00	0.00	0.00	0.00
VATICAN CITY	0.00	0.00	4.87	2.51	0.00	0.00	0.00	0.00
WALLIS F IS	0.00	0.00	1.71	0.36	0.00	0.00	0.00	0.00
Region: West Africa	33083.22	49194.07	697951.56	1011374.66	4.74	4.86	3.23	3.21
BENIN	494.11	820.79	41024.49	53478.11	1.20	1.53	0.19	0.17
BURKINA FASO	873.17	1212.28	15383.64	14655.21	5.68	8.27	0.07	0.05
CAMEROON	1348.12	1641.60	20633.50	30093.71	6.53	5.45	0.10	0.10
CAPE VERDE IS	41.93	46.87	245.33	467.39	17.09	10.03	0.00	0.00
CONGO P REP	591.50	599.83	8120.85	12016.95	7.28	4.99	0.04	0.04
COTE D' IVOIRE	2750.44	3284.75	43311.28	54289.09	6.35	6.05	0.20	0.17
EQU TL GUINEA	47.82	51.22	1050.57	926.69	4.55	5.53	0.00	0.00
GABON	699.61	775.44	4343.76	3950.42	16.11	19.63	0.02	0.01
GAMBIA	479.94	771.35	9572.98	11407.66	5.01	6.76	0.04	0.04
GHANA	6088.04	9360.47	63786.90	82708.42	9.54	11.32	0.30	0.26
GUINEA BISSAU	69.65	73.39	1333.86	790.78	5.22	9.28	0.01	0.00
GUINEA	1421.86	1940.26	37157.61	41825.98	3.83	4.64	0.17	0.13
LIBERIA	1058.81	1256.41	16715.74	18438.54	6.33	6.81	0.08	0.06
MALI	775.97	1028.61	13827.04	15459.80	5.61	6.65	0.06	0.05
MAURITANIA	464.77	627.36	6564.05	7225.69	7.08	8.68	0.03	0.02
NIGER	525.02	181.86	6426.13	6826.28	8.17	2.66	0.03	0.02
NIGERIA	11675.37	20125.32	231523.79	347451.27	5.04	5.79	1.07	1.10
SAO TOME	13.03	9.43	144.75	154.48	9.00	6.10	0.00	0.00
SENEGAL	1979.46	2975.49	51597.91	71086.97	3.84	4.19	0.24	0.23
SIERRA LEONE	838.11	1216.80	11238.64	13315.16	7.46	9.14	0.05	0.04
ST HELENA	0.00	0.00	12.59	0	0.00		0.00	0.00
TOGO	846.49	1194.55	113936.13	224806.07	0.74	0.53	0.53	0.71
Region: West Asia-GCC	166627.02	222475.75	2053331.40	3277141.02	8.11	6.79	9.51	10.42
BAHARAIN IS	5657.58	6023.84	39036.31	67060.50	14.49	8.98	0.18	0.21
KUWAIT	10025.26	11944.91	77965.06	92638.77	12.86	12.89	0.36	0.29
OMAN	22514.11	28796.12	174361.46	235724.97	12.91	12.22	0.81	0.75
QATAR	13441.22	17612.60	95040.54	137032.55	14.14	12.85	0.44	0.44
SAUDI ARAB	41030.48	49064.78	433588.86	653101.37	9.46	7.51	2.01	2.08
U ARAB EMTS	73958.37	109033.51	1233339.18	2091582.85	6.00	5.21	5.71	6.65

Data Source: MoC Export Import Data Bank

**With newly added HS Codes*



2.8 REGION-WISE DISTRIBUTION OF EXPORTS OF CAPEXIL'S PRODUCTS IN WORLD MARKET DURING 2021-22:

Value in Rs. Million

REGION / COUNTRY	TOTAL EXPORT OF CAPEXIL TO THESE REGIONS		TOTAL EXPORT OF INDIA TO THESE REGIONS		% SHARE OF CAPEXIL EXPORT TO THESE REGIONS		% SHARE OF INDIA'S EXPORT TO THESE REGIONS	
	2020-21	*2021-22	2020-21	*2021-22	2020-21	*2021-22	2020-21	*2021-22
ASEAN	219609.95	193405.38	2332835.16	3154513.79	9.41	6.13	10.81	10.03
CARs Countries	1672.88	1831.61	48695.73	50644.13	3.44	3.62	0.23	0.16
Central Africa	7477.16	8948.95	113515.63	125042.27	6.59	7.16	0.53	0.40
East Africa	27731.72	41489.42	428210.29	616905.87	6.48	6.73	1.98	1.96
East Asia (Oceania)	16787.68	21159.51	345372.09	666965.91	4.86	3.17	1.60	2.12
EU Countries	257147.19	423733.25	3650553.45	5590314.24	7.04	7.58	16.91	17.77
European Free Trade Association (EFTA)	3921.07	4005.29	118352.02	129863.10	3.31	3.08	0.55	0.41
Latin America	50568.94	66654.83	746703.93	1113184.30	6.77	5.99	3.46	3.54
NE Asia	573940.18	518342.58	3121497.41	3672242.97	18.39	14.12	14.46	11.67
North Africa	27835.60	38653.00	355727.19	532089.38	7.82	7.26	1.65	1.69
North America	249699.87	374708.95	4265866.28	6285866.90	5.85	5.96	19.76	19.98
Other CIS Countries	15521.92	20156.47	251614.12	300017.38	6.17	6.72	1.17	0.95
Other European Countries	21534.74	116197.57	309108.86	695027.15	6.97	16.72	1.43	2.21
Other South African Countries	7287.51	8488.26	143280.07	221437.25	5.09	3.83	0.66	0.70
Other West Asia	27738.21	37956.64	571234.22	806489.54	4.86	4.71	2.65	2.56
South Asia	118029.97	159805.84	1629977.57	2550030.82	7.24	6.27	7.57	8.11
Southern African Customs Union (SACU)	13536.90	18726.61	312028.57	492603.94	4.34	3.80	1.45	1.57
Unspecified	2422.35	2088.96	94430.20	169960.43	2.57	1.23	0.44	0.54
West Africa	33083.22	49194.07	697951.56	1011374.66	4.74	4.86	3.23	3.22
West Asia-GCC	166627.02	222475.75	2053331.40	3277141.02	8.11	6.79	9.51	10.42
Total	1842174.04	2328022.94	21590285.73	31461715.05	8.53	7.40	100.00	100.00

Data Source: MoC Export Import Data Bank

*With newly added HS Codes



3. POLICY CONSTRAINTS VIS-À-VIS CAPEXIL'S REPRESENTATIONS AND ASSISTANCE

3.1 A BRIEF ACCOUNT

During 2021-22, the Council's important representations/recommendations were with regard to -

- Removal of operational problems of exporters in Ports, Customs, Excise, etc.,
- Amendment/modification of the policy provisions that affected exports,
- Addition/Alteration/Modification in the existing input-output norms,
- Fixation of norms for new export products,
- Continuance as also fixation of 'All Industry' rates of duty drawback for CAPEXIL's products,

Besides, CAPEXIL furnished necessary feedback on export promotional matters to the authorities concerned as and when sought. A number of CAPEXIL representations during 2021-22 received due consideration of the Government.

Highlights of the representations and proposals submitted by Capexil to the concerned authorities for facilitation of exports:

DGFT related issues :

- A representation requesting to extend the last date of online filing mode beyond 31st December 2021 for applying MEIS has been submitted to DGFT.
- CAPEXIL's data on exports in specific format submitted to the DGFT HO as desired by them.
- CAPEXIL's input for Foreign Trade Policy submitted to the Department.
- Information on Constitution of Trade Promotion Division at RA Mumbai has disseminated to Western Region members.
- A representation requesting to re-fix the Annual average export obligation for EPCG Authorization for tariff line 4008 and 4016 related with EPCG Licenses.
- Received an email from M/s. Subam Papers Pvt. Ltd., 06/1/2022, regarding the extension of time period for submitting application through DGFT portal for Scrip Based FTP Schemes as per the DGFT Notification. Forwarded the same communication to Shri. Amti Yadav, DGFT & Addl. Secretary to GOI, Dept. of Commerce, New Delhi with a request to look into the problems faced by our member for favour of necessary action.
- Received an e-mail from Mr. Ramanandan, R.V., Team Leader – Exim Benefits, M/s. Saint Gobain India Pvt. Ltd., Chennai, regarding the representation to DGFT pertinent to the last date for submitting MEIS/SEIS application on or before 31.12.2020 with a request to forward it to DGFT. It was already forwarded to the Secretary to forward it to DGFT on 6/10/2021.
- Received a letter from M/s. Deevya Shakti Paper Mills Pvt. Ltd., Hyderabad, and M/s. Elite Laminates Pvt. Ltd., Hyderabad, on 5th July '21, regarding the non-release of MEIS benefit for the year 2020-21. In reply, we have forwarded the same to Smt. Suganya Kandasamy, DDGFT, O/o Zonal Addl. DGFT, Chennai to initiate further action.
- **Reduction of value addition from 30% to 15% in line with Advance Authorization Scheme/DEEC Scheme:** The issues of the Panel which the Government of India should consider favourably are as follows:

The value addition needs to be worked out in line with other products i.e. value addition should be 15% not 30% as prescribed for the sawn timbers. This 30% was fixed, when then the DEEC scheme



carried the VA @ 30%. Now at present the DEEC or say AA scheme carry VA @ 15%. Therefore, the VA needs to be revised to 15% in par with the AA scheme. Further, **this is causes the diversion of business to competing countries like Singapore or China. Though these countries do not grow the logs, but still compete with India in global market** as these countries do not have such restrictions. To face this competition strongly, the Value addition needs to be in par with the other products, i.e. at the rate of 15%. This will surely increase the export volume for the country.

Please note that this industry is mainly located in the rural area & has been providing the much needed employment to skilled & semi-skilled persons at rural & semi urban areas. With the increase in the export, the level of the employment generation too is going to go up.

ISSUES RELATED TO MINISTRY OF COMMERCE & INDUSTRY, GOVERNMENT OF INDIA :

- The Council has prepared background note on the subject "Trade in the post Covid world – Policy and Prospectus for meeting for consultative committee and submitted to the Department of Commerce and Industry, Government of India.
- Export Figures of top 10 exporters along with their export figure of each panel pertaining to Capexil for the month of April and May 2021 submitted to the Ministry as desired by them.
- The Council had examined the implication of the EU's Chemical Strategy measures on Capexil's Trade and furnished its feedback to the Ministry.
- Various Certificates issued online by CAPEXIL during lockdown has provided to the Ministry.
- Import items of Capexil's products exhibiting surge in March 2021 have examined and provided the feedback to the Ministry.
- Attended Review Meeting time to time and updated the developments on Capexil's trade and taken up Panel specific issues with the Ministry.
- Appointed Nodal Officers country wise from Capexil and intimated to the Department.
- Non-Tariff Measures reported for Capexil's products in various region/country had taken up with the Department
- Changes in ITC (HS) Classification for Capexil's products intimated to the Ministry.
- Inverted duty structures in the Mineral sector intimated to the Ministry.
- Pet Food Products (2309) imports into India from Thailand and China has been suggested to enhance 30% in line with imports from Europe or USA.
- Action Taken Report on Export Promotion Measures for every month submitted to the Department.
- Proposals on CAPEXIL's Product Specific Rule of Origin for UK, EU and Canada submitted to the Department.
- Volume Analysis of Exports for the various period submitted to the Ministry as desired by them.
- Export Review submitted to the Department every month.
- CAPEXIL's input for preparation of Annual Report of Department of Commerce for the year 2021-22 furnished.
- Council's input on the subject concessional custom duty at the rate of 5% has been prescribed on Polyester Tyre Fabrics (HS Code 590220



- As desired by the Ministry, comments on the document – “Biodiversity conservation and Ganga Rejuvenation” submitted to the Ministry.
- Informed various steps taken to boost exports by Capexil to the Department
- State Wise – Template submitted to the Department of Commerce, GOI
- Specific information on RCMC and HS Code has been submitted to the Ministry
- List of Relevant Industry Association of Capexil's products submitted to the Ministry
- Analysis of Merchandise Exports and Imports for Market Diversification
- The members of the Council has actively participated in the post Budget Webinar – “Make in India for the World” being organised on 3rd March 2022 organised by Department of Promotion of Industry and Internal Trade, Ministry of Commerce and Industry, Government of India.
- Participated in the Export Target meeting organised by the various division of the Department of Commerce, Government of India and updated the target achievement for Capexil's products.
- Prepared and submitted talking points for the inauguration of the Exhibition and present Awards to fastest growing Cement companies at 12th Cement Expo occasion.
- Input for Key Result Areas (KRA) submitted the Department for Capexil's products
- Post Budget inputs submitted to the Department
- Prepared and submitted a representation to reduce import duty on Natural Rubber into India.
- India-UK Stakeholder Consultation for Rubber products submitted to the Department
- CAPEXIL's view on repeal of existing Rubber Act 1947 & enactment of Rubber (Promotion & Development) Bill 2022 submitted to the Ministry.
- A brief note on Inverted Duty Structure on Rubber Products submitted to the Ministry.
- Inverted Duty proposals for reduction of basic Custom Duty on Natural Rubber and Crushed and Gel bone products has been submitted as per the prescribed format to the Department.
- Capexil's input for initiatives which may require bank credit for Economic Activity has been submitted to the Department.
- Capexil's action plan for Celebration of Swachhata Pakhwada, 2022 submitted to the Department
- Report on Import Monitoring for Capexil's products for various period submitted to the Department
- Council's feedback on MSME Policy furnished to the Department.
- Received an E-Mail from M/s. Katti-ma Group of companies on 3/2/2022 regarding the extension of the Interest Equalization Scheme which is required urgently. As per instruction of J.D. this has been forwarded to the Ministry on 10/2/2022. This was resolved during March 2022.
- The Indian Print Industry has undergone a revolutionary change in the last 15 years. The average compound annual growth rate has been higher more than 20% over the last 15 years. The progressive printers of today are equipped with the latest computer controlled printing machines and flow lines for binding, while state of the art digital technologies are being used in pre-press. Leading print companies have optimized the use of information technology in each and every area of their business. These printers are today equipped at par with the best print production facilities in the world



India is fast becoming one of the major print producers & manufacturer of printed materials. The quality standards have improved dramatically and immense production capacities have been created. Some printers have won recognition by winning prizes at international competition for excellence in printing.

Indian books, journals and printing jobs, etc. are being exported to over 120 countries of the world both developed and developing. The Indian print and publishing industry is one of the largest in the World.

Small Value Shipments require the same level of documentation and transaction cost as in the case of large value container shipments. Books and such other consumer material have a large contingent of customers world over which are either individuals or institutions. Because of the cost involved and the documentation required, exports are slowly going down in respect of these segments. Exports up to some minimum amount say US\$ 1000 may be fixed as for small value shipments which should be without such heavy documentation in terms of export as well as banking at least in respect of Books & Periodicals.

For example if an individual in the USA wishes to order one copy of Sri Ram Charit Manas produced by Geeta Press, Gorakhpur the price of this is about Rs. 250/-. The weight about 3 Kilogrammes. Now if we look at the cost of mailing or courier + documentation + Bank charges in respect of inward remittance and the EDPMS clearance, an exporter will have to charge at least US\$ 60 and in such a situation the individual in the US does not feel comfortable paying so much for obtaining the book. There are numerous such customers across the globe.

Some respite certainly needs to be provided to small value shipments to encourage buying by individuals abroad. For EDPMS and/or any other purpose Banks/Authorized Dealers consider a Shipping Bill at par whether it is of USD 100 or USD 1,00,000. This is a real issue.

Consolidation of small book shipment

Export of Books be allowed under freight consolidation, whether by Air or by Sea, by approved Freight Forwarders to importers in other countries. As importers, we can import from UK or USA or even Singapore under an airfreight consolidation. This means that as an importer we can order various quantities of books from different sources in the UK which are then consolidated by Freight Forwarders in London. Then every week, they ship it by Air to us under a House Airway Bill (HAWB). Several such HAWB's for different importers are consolidated as one Airway Bill. Because of the consolidated weight the airfreight rate becomes much lower than that would otherwise be and reduce costs to customers. Similar arrangement may please be allowed from India too.

Banks treating genuine payments as third party remittances

Members of the Books, Publications and Printing Panel of Capexil regularly come across issues with their banks who sometimes treat their genuine inward remittances as third party payments.

A lot of books are being supplied to individuals, libraries and small bookshops. The following types of cases do come up time and again:

- 1) Individuals would buy books but at times payments are made by their employing institutions, spouse etc.
- 2) In the case of libraries, if the Department buys some books and payment is made by their Central Financial services that too are not acceptable to banks. For example a) London School of Economics purchases the books and invoice is paid by Bursary of London University b) Coventry Public Library purchases some books and payment is made by the Municipal Corporation of Coventry c) State



Library board in particular city buys some books and payment made by the State's Treasury based in some other town. All these are treated as third party payments. Such libraries, as per their rule, wish the invoices to be drawn in their names only.

- 3) There are small bookshops who import books. The payment is sometimes made by the Proprietor or by a Partner from his account in the importing country or even elsewhere.

All these are very genuine exports but banks create a lot of problems in accepting such remittances against a particular export. At times they even return such payments, which cause a lot of delay and also the relevant costs to exporters.

Govt. may kindly consider all these types of parameters and issue the requisite instructions to banks. A copy of the notification so issued may also be shared with Capexil for circulation among exporters.

Small Value Shipments

Small Value Shipments require the same level of documentation and transaction cost as in the case of large value container shipments. Books and such other consumer material which have a large contingent of customers world over have small value individual and institutional buyers. Because of the cost involved and the documentation required exports are slowly going down. Some minimum amount say US\$ 1000 may be fixed for small value shipments without such heavy documentation in terms of export as well as banking at least in respect of Books / Periodicals.

Concerned authority for resolving the issue : Reserve Bank of India

E.Books / E.Journals

E. Books / E. Journals should be placed under the canopy of CAPEXIL. E. Books and E. Journals are neither services nor soft wares but independent products and the export of these products is expected to grow in future. Hence it is requested that these products should be included in the products basket of CAPEXIL.

Concerned authority for resolving the issue : DGFT

Concerned authority for resolving the issue: Ministry of Commerce and Industry, DOC.

Recognition of Sale of Translation / Territory Rights

Now a days publishers do sell rights (publishing rights for a particular Territory or Translation rights into a foreign language). Such sales need to be recognized

Matter take up with Director -Foreign Post office regarding International Bookseller and subscription account for foreign post parcels/Book packets

Matter take-up with Government of India, Department of Commerce for Reverse GST on Royalties on books. GST implementation of GST on 1st July, 2017 the Govt. has levied an altogether New 12% GST on Royalties under reverse charges i.e. Publisher must deposit 12% GST on the royalties, which become payable to the authors. This has resulted in the increase in the prices of books and gone against the Government's spirit to keep education completely free and any tax whatsoever.



1. **Hardships experienced by members exporters of Products of Animal Origin - due to Opening for re-examination of factory stuffed Customs / self-sealed containers by the customs authority at the ports:**

Majority of the export containers are factory stuffed (CAPEXIL APPROVED PLANTS) of Products of Animal Origin and sealed local by customs / GST officials. **100% of these containers are again opened by customs officers at the port results in damage to cargo, delay in shipment, additional cost, procedural bottlenecks**, etc. This can also lead the product to microbial infestation, loss of fumigation, damage to the packaging, spillage of the product, etc. due to exposure to moisture and other elements which may affect the safety of the product and likely rejection at the destination port claims by importing customers. The exporters of these products have to necessarily stuff the containers in the Factory because of the nature of the product. Most of the Products of Animal Origin have a typical Smell. Labour at the Ports refuses to handle these products. We understand that this is due to the prompt of RMS (Risk management System) of customs which demand 100% of the containers be opened for inspection. **This act of inspection of 100% of sealed containers deifies logic and reasoning.**

Kindly look into the above on priority and arrange to take appropriate action/ suitably modify Risk Management System (RMS) to obviate the need for re-examination of Factory stuffed Customs / self-sealed containers of Products of Animal Origin in case of regular exporters approved by the plant approval committee constituted by Capexil, eliminate the said bottlenecks, arrest additional cost, facilitate smooth and timely execution of export orders and truly demonstrate achievement of objective of our Prime Minister of EASE OF DOING BUSINESS IN INDIA.

We request that the containers should not be opened by Customs at ICDs / Ports causing unwanted hardships to the exporters.

2. **Demand of NOC from Wildlife by Customs Authorities**

Prior to 2002, Customs used to demand NOC from Wildlife for all products of Animal Origin. Being Competent Authority and aware of the fact that all these products are sourced from Buffalo Meat Industry, CAPEXIL took up the matter with the Commissioner of Customs, Tughlakabad, New Delhi. **The Commissioner of Customs, ICD, TKD, and New Delhi waived the condition of requirement of NOC from Wildlife of Bones, Horns, etc. where the Shipment was accompanied with a "Shipment Clearance Certificate" issued by CAPEXIL the Competent Authority.**

After Single Window Project came into force, Wildlife Crime Control Bureau, Ministry of Environment & Forest, Govt. Of India in a communication addressed to the Deputy Commissioner (SW), Single Window Project, Central Board of Excise and Customs, Ministry of Finance vide File No. 3-10/WCCB/2015-Vol- II/3060 dated 23rd December 2016 communicated revision of Customs Tariff Head (CTH) mapped to WCCB due to changes made in Finance Act, 2016. In the above communication, the CTH which are covered under CAPEXIL as Competent Authority are also mentioned.

All Plants of all exporters of these products exporting to European Union are approved by CAPEXIL. They are issued a Plant Approval Number and their Plants are regularly monitored by Plant Approval Committee of CAPEXIL. The Plant Approval Committee ensures that all these products are produced from by-products of Slaughterhouses where healthy Buffalos are slaughtered for human consumption.

We request you to kindly waive the requirement of NOC from Wildlife for the Shipments which are accompanied by "Shipment Clearance Certificate" issued by CAPEXIL, the Competent Authority.



Removal of restrictions by Turkey, South Africa and China for import of Gelatin from India:

Imports from India are being made by most of the countries including USA, EU, and Japan etc. But **Turkey, South Africa and China have banned import of Gelatine from India due to the Bovine Spongiform Encephalopathy (BSE) issue, commonly known as mad cow disease though India has been accorded NEGLIGIBLE BSE STATUS (first category) by OIE (World Organization for Animal Health) in May 2010. Surprisingly CHINA is exporting large quantity of Gelatine to INDIA.**

A. Issues related to CBIC

- A representation regarding unable to clear Bank Guarantee against import of Limestone Lumps imported during November 2020 has been submitted to the Mundra Port, Gujarat
- Custom (Sea) related issues submitted to the 59th Session of SCOPE Meeting
- Issues faced for identity establishment on imported reusable Metal Crates while exporting AEO Certified manufacturer submitted to Custom.
- Proposal for extension of the Interest Equalisation Scheme has been submitted to the Department
- Pre Budget Proposal for the year 2022-23 for Capexil's products has been submitted to the Department.
- Representation on payment of IGST on imports under Advance Authorisation
- Note on logistics issues of Capexil's members submitted to the Department.
- Received an email from M/s. Carboline India Pvt. Ltd., Chennai, on 22/07/2021 regarding the Duty Drawback not received from January 2020 to June 2021 along with the details of relevant shipping bills and Invoice. In reply, we have forwarded this e-mail on 23/7/2021 to Smt. Sudha Koka IRS, Commissioner of Customs – Chennai IV, to initiate necessary action.
- Received a letter dated 19/06/2021 on 25/6/2021 from M/s. Shri Kaliswari Fireworks Pvt. Ltd., Sivakasi, regarding the Bank Guarantee demanding letter and release of consignment detained by State GST Officer. Forwarded the same to Shri. G. Ramesh, IRS, Jt. Commissioner on 24/6/2021 for further action and gave reply.
- Received an email from M/s. Goldenpalm Manufacturers Pvt Ltd., Udumalpet, 21/04/2021 regarding the IGST refund for the export sales carried out during the period April 2020 to March 2021 with the Shipping Bill, Export value and the IGST paid. Forwarded the same to Principal Chief Commissioner of GST & Central Excise to initiate further action and help our member to resolve the issue in view of the COVID Pandemic situation.
- Hardships experienced by member exporters of Products Animal Origin- due to opening for re-examination for factory stuffed customs/self –sealed containers of Ossein and Gelaatin and Animal By Products by the custom authority at the ports.
- Issues faced by exporters of Book, Publications & Printing by Post shipments – Matter take-up with Ministry of Finance, Department of Revenue (Central Board of Indirect taxes and Customs, RBI, Foreign Exchange Department, Commissioner of Customs and Foreign Post Offices for quick remedial measures for smooth sailing of exports by post.
- **To Post offices /Foreign post office**
- Capexil, Book Division has take-up the matter with Post office /foreign post office reg. Issues faced by Exporters under PBE-II



COUNCIL'S INPUT FOR RAJYA SABHA/LOK SABHA QUESTION

- Rajya Sabha U Starred Question 1491 for 10-12-2021 on Rubber Products replied suitably
- Replied to Rajya Sabha/Unstarred Question Dy No. S3493 regarding tapping export potential of agricultural and industrial products
- Suitable reply has been submitted on Parliament Question provisionally admitted question for the Rajya Sabha (No. S1647) regarding influx of Chinese products
- Council's input on PQ Rajya Sabha question on access of global markets to industries and farmers provided
- A suitable reply prepared and sent with regard to Lok Sabha Question No. 7914 on Share of Exports in GDP
- Rajya Sabha starred/unstarred Diary No. S3331 for 16/2/2021 on steps taken by government to boost employment in the various sectors, particularly on account of loss of jobs due to Covid 19 pandemic.
- Replied on provisionally admitted RSQ Dy No. U 1517 regarding "Optimally exploiting the export potential of North East for answered on 10-2-2022.
- Suitable reply prepared and sent on Rajya Sabha Unstarred Question No. 4316 regarding steep hike in mines import admitted for 8/4/2022.

B. OTHER TASKS CARRIED OUT BY CAPEXIL'S REGIONAL OFFICE

- HS Code information provided to members. Also change in HS Codes informed the member-exporters
- Import duty information in various overseas markets for Capexil's products
- Information on Capexil's Export Award
- Information on various webinar of Capexil
- Council's Inputs for various Free Trade Agreements furnished
- Product specific data on exports from India
- List of overseas buyers
- Provided Capexil's members Directory
- Information on Export Incentives and RoDTEP rates.
- Received a letter through email from the M/s. Baby Match Industries The, Sivakasi, on 16/12/2021, regarding the procedure for obtaining EX Numbers for export of Sparklers to USA in order to facilitate local transportation of goods in USA. Forwarded the same to Mrs. Judith Ravin, Consulate General, US Consulate, Chennai with a request to inform the procedure to be followed and the guidance requested.
- Received a email from Mr. John, Manager, M/s. Pioneer Asia group, Sivakasi, on 3/06/21 with a request to arrange and issuance of IIP Certificate for export of Safety Matches. L. Rajamannar, Deputy Director, has forwarded the same to Mr. Pon Kumar, Asst. Director, Indian Institute of Packaging, Chennai for issuance of the necessary certificate as required by our member exporter, M/s. Asia Match Co. Ltd., and M/s. Modern Matches Pvt. Ltd., Sivakasi. Received a email from Mr. John, of M/s. Pioneer Asia Group, Sivakasi, on 4/06/2021 informing that they have received the relevant Certificate from IIP, Chennai.



EXPORT PROMOTIONAL ACTIVITIES:

4.1 OVERSEAS TRADE FAIRS/EXHIBITIONS:

During the year 2021-22 under report, CAPEXIL organized participation of its member-firms in the following international fairs/ exhibitions abroad: -

3 rd -13 th November,2021	Book Division, CAPEXIL	Sharjah International Book Fair covering Books, Publications and Printing Services under MAI Scheme of the Ministry of Commerce and Industry, Govt. of India for the year 2021-22
----------------------------------------------------	------------------------------	-----------------------------------------------------------------------------------------------------------------------------------------------------------------------------------

PROMOTIONAL EVENT HANDLED BY THE OFFICE DURING THE F.Y. 2021-22:

Promotional event organized/ Handled during the month	Highlight	Target group
Organized a Virtual India International Ceramic & Building Material Fair with B2B Meet, (Virtual) during 27th to 30th April 2021 with 30 Indian Exporters under MAI Plan.	Total visitor count was more than 12000, around 240 overseas buyer, total registration reached at 340. B2B Meets has been organized by CAPEXIL between Indian Exhibitors and Importers from Chile, Colombia, Vietnam and South Africa. Total Business Generated Rs.750 lakhs	Ceramics & Allied Products
Organized virtual B2B Meeting between Azerbaijani Importers & selective leading Indian Exporters of Ceramic Products on 27th July 2021.	Around 21 Azerbaijani and 13 Indian participants from the Industry participated in the event.	Ceramics & Allied Products
Organised a Webinar on Indian Ceramics and Business Opportunities with Peru and Bolivia in association with the Embassy of India to Peru & Bolivia, INCHEM, Peru, CAPICO & CNC.	More than 150 participants attended the Webinar from both sides.	Ceramics & Allied Products
CAPEXIL in association with Embassy of India, Kuwait organised a Virtual Buyer-Seller Meet between Kuwaiti Importers and Indian exporters on Building Materials on 25th October 2021.	More than 136 participants attended the said B2B Meet from both sides.	Building Materials
Organized Virtual B2B Meeting between 8 selective Indian Exporters of Ceramic Tiles and one Importer (M/s Cassinelli) from Peru on 15/12/2021 in association with Eol, Peru	The meeting was very fruitful and as we came to know that the said Peruvian Importer started procuring Ceramic Tiles & Sanitaryware from Indian suppliers.	Ceramics & Allied Products
Organised 2nd Edition of Virtual India International Ceramic & Building Materials Fair Cum B2B Meets (IICBMF Cum B2B Meets) during 8th to 11th and 14th to 15th March 2022.	31 Indian Exporters from Ceramic Industry participated in the said event and around 126 Overseas Visitors Registered from 37 Countries Covering 8 Continents across the Globe. Specific B2B Meetings were organised with Chile, Peru, Colombia, Honduras, Guyana, Costa Rica, South Africa, Azerbaijan, Russia, Syria, Kenya, Ethiopia, Zambia Etc. Around 120 enquiries and Rs.280.25 lakhs (approx) business generated through this event.	Ceramics & Allied Products



Sl.No.	Date	Organizer Promotional event organized/ Handled during the month	Nature of the Meeting/ S Seminar/ Workshop/Trade Fair Highlight	Target group
1.	3 rd - 5 th September, 2021	Book Division, CAPEXIL	Delhi Book Fair Virtual event in association with the Federation of Indian Publishers (FIP), New Delhi.	Books, Publications & Printing
2	3 rd - 13 th November, 2021	Book Division, CAPEXIL	Sharjah International Book Fair covering Books, Publications and Printing Services under MAI Scheme of the Ministry of Commerce and Industry, Govt. of India for the year 2021-22	Books, Publications & Printing
3	14 th - 16 th March, 2021	Book Division, Capexil	Virtual event CAPEXIL organized <u>PRINTING BOOKS & PUBLISHING FROM INDIA (PBPFI) FROM INDIA</u> covering Books, Publications and Printing Services under MAI Scheme of the Ministry of Commerce and Industry, Govt. of India for the year 2021-22.	Books, Publications & Paper & Paper Products
4	19 th March, 2022	CAPEXIL, New Delhi	Webinar on Print Exports: Game Changer for our Business organized by All India Federation of Master Printers Association with the support of CAPEXIL, New Delhi	Paper & Paper Products
5	28 th - 30 th March, 2021	CAPEXIL, New Delhi	Virtual event 2 nd India International Paper, Paper Products & Stationery fair 2021-22 - IIPPSF for paper, Paper Products & stationery during March under MAI Scheme of the Ministry of Commerce and Industry, Govt. of India for the year 2021-22.	Paper & Paper Products



4.2 MEETINGS/SEMINAR/ WORKSHOPS/TRADE FAIR :

The following Meetings /Seminar/ Workshops/Trade Fair were organized and participated in by CAPEXIL during the year under report:

WESTERN REGION

Sl.No.	Date	Organizer	Nature of the Meeting/ Seminar/ Workshop/Trade Fair
1.	13/05/2021	CAPEXIL	<p>Member-exporters actively participated in the Post Budget Webinar – “Make in India for the World” organized by the O/o. DGFT. The objective of the Webinar is to sustain momentum of Union Budget 2022-23 by synergizing with various initiatives taken so far in multiple sectors and to create a sense of ownership by all stakeholders in its implementation. The structure of the Webinar was - Special Address by Hon’ble Prime Minister, presentation of Budget provisions and expected outcomes; followed by breakout sessions on 3 themes and concluding plenary session. It includes the following themes:</p> <p>Paradigm Shift in Manufacturing in India (with Focus on PLI Scheme for India as Manufacturing hub) with DPIIT as lead Ministry</p> <p>Realizing India’s Trillion Dollar Goal in Exports (with Focus on Growth, Manufacturing and Employment) with Department of Commerce as lead Department and</p> <p>C. MSME as the growth engine for employment with MSME as the lead Ministry. Themes of Session 2 – “Realizing India’s Trillion Dollar Goa in Export” proposes to address issues in key sectors such as Electronics, Agriculture & Food Processing, Textiles, Additive Manufacturing and Robot</p>
2.	03.06.2021	The Department of Commerce, Government of India & CAPEXIL	Organised a stakeholders meet through Video Conferencing for discussing the emerging opportunity for Indian tyre manufacturers for exporting to US due to imposition of dumping duties of 14.72-27.05% for Korea, 20.04-101.84% for Taiwan, 14.62-21.09% for Thailand and 0-22.27% for Vietnam, and final affirmative CV duty determination on tyres from Vietnam with net subsidy rates of 6.23-7.89%. Shri S. Suresh Kumar, Joint Secretary, EP-CAP Division, Department of Commerce had chaired the meeting.
3.	08.07.2021	CAPEXIL (WRO) in association with ICICI Bank	Organised a Webinar on RoDTEP Scheme & Manufacturing Under Bond through Virtual Mode. Professor Shri Sudhakar Kasture, Director of EXIM Institute & Helpline Impex Pvt. Ltd., Mumbai was the Key Speaker and updated on “Latest Update on RoDTEP Scheme of Govt. of India” and “Manufacturing under Bond” & Shri Harjeet Singh (Faculty) from ICICI Bank highlighted on the Topic – “Trade Transactions on your Fingertips”. 62 members participated in the Webinar.
4.	01.12.2021	CAPEXIL	Organized exclusive Interactive Session cum Webinar on Rubber Manufactured Products of India (Non Tyres & Tyres Sectors): Trade & business opportunities in Peru & Bolivia in association with Embassy of India, Peru & Bolivia, Binational India-Peru Chamber of Commerce (INCHAM PERU) & National Chamber of Industries (CNI) between Member Exporters from India & Importers from Peru & Bolivia. 48 member exporters participated in the Session.
5.	17.03.2022	CAPEXIL WRO in association with ECGC Ltd. & ICICI Bank	Organised an exclusive Interactive Session cum Webinar on 1] Free Trade Agreements (FTAs/PTAs/CEPA etc.) for Growth in Exports, 2] Export Credit Insurance & 3] Need for Digitization in Traditional Practices through Virtual Mode (Online). 110 participants.



SOUTHERN REGION

Sl.No.	Date	Organizer	Nature of the Meeting/ Seminar/ Workshop/Trade Fair
1.	25.06.2021 11.00A.M. TO 1.30P.M.	CAPEXIL CHENNAI.	CONDUCTED WEBINAR PROGRAMME ON SEMINAR-CUM-INTERACTIVE SESSION WITH THE JT. COMMISSIONER OG GST & CENTRAL EXCISE, ZONAL ADDITIONAL D.G.F.T, CA T.R. SRINIVASAN.
2.	10.08.2021 10.45A.M. TO 1.45P.M.	CAPEXIL CHENNAI	CONDUCTED WEBINAR PROGRAMME ON SEMINAR-CUM-INTERACTIVE SESSION WITH MSME EXPORTERS ALONG WITH MSME DEVELOPMENT INSTITUTE, EXPORT INSPECTION PROMOTION COUNCIL AND SIDBI.
3.	23.12.2021 11.00A.M. - 1.30P.M.	CAPEXIL CHENNAI	CONDUCTED NATURAL STONES & PRODUCTS PANEL MEETING THROUGH VIRTUAL MODE. MR. R. VEERAMANI CHAIRED THE MEETING.
4.	25.01.2022 11.00A.M. – 1.30P.M.	CAPEXIL CHENNAI	CONDUCTED SEMINAR-CUM-INTERACTIVE SESSION ON “SCIENTIFIC METHOD OF GRANITE MINING AND TO REDUCE WASTAGE”, FOR NATURAL STONES & PRODUCTS PANEL MEMBERS THROUGH VIRTUAL MODE. PRESENTATION WAS GIVEN BY DR. P. BALAMADESWARAN, Ph.D.,FCC (METAL/R), ASST. PROFESSOR, DEPT. OF MINING ENGINEERING, ANNA UNIVERSITY, CHENNAI -25.
5.	22.02.2022 11.00A.M. – 1.30P.M.	CAPEXIL CHENNAI	CONDUCTED WEBINAR PROGRAMME ON “RBI GUIDELINES ON FEMA REGULATIONS ON TRADE AND FX RETAIL TRADING PLATFORM”. MR. C.S. RAMKUMAR, GENERAL MANAGER, FOREIGN EXCHANGE DEPT., RBI, CHENNAI, ADDRESSED OUR MEMBER EXPORTERS. MR. R. KARTHIKEYAN, ASST. GENERAL MANAGER, FOREIGN EXCHANGE DEPT., RBI, CHENNAI, GAVE PRESENTATION ON “FEMA REGULATION ON TRADE” TO OUR MEMBER EXPORTERS. MR. NIKHIL ARAVIND, ASST. MANAGER, FOREIGN EXCHANGE DEPT., RBI, CHENNAI, GAVE PRESENTATION ON “FX RETAIL TRADING PLATFORM” TO OUR MEMBER EXPORTERS.
6.	25.02.2022 11.00A.M. – 1.30P.M.	CAPEXIL CHENNAI	CONDUCTED WEBINAR PROGRAMME ON “POST UNION BUDGET 2022-23 & EXPECTATION FROM THE FOREIGN TRADE POLICY”, THROUGH VIRTUAL MODE. MR. R. VEERAMANI, SOUTHERN REGIONAL CHAIRMAN, CHAIRMAN – NATURAL STONES & PRODUCTS PANEL, ADDRESSED OUR MEMBER EXPORTERS. CA G. SEKAR, EXPLAINED IN DETAILS ABOUT THE POST UNION BUDGET 2022-23, TO OUR MEMBER EXPORTERS. CA T.R. SRINIVASAN, GAVE PRESENTATION ON “KEY CHANGES IN FTP & INDIRECT TAXES”, TO OUR MEMBER EXPORTERS.



7.	11.03.2022 11.00A.M. – 12.30P.M.	CAPEXIL CHENNAI	<p>CONDUCTED WEBINAR PROGRAMME WITH MULTIPLE AGENCIES SUCH AS “CHENNAI PORT TRUST, SOUTHERN RAILWAY FREIGHT DEPT., M/S. CONTAINER CORPORATION OF INDIA LTD, CHENNAI, THROUGH VIRTUAL MODE.</p> <p>MR. SRINIVASAN, CHIEF GENERAL MANAGER, M/S. CONTAINER CORPORATION OF INDIA LTD., CHENNAI, ADDRESSED OUR MEMBER EXPORTERS.</p> <p>MR. I. JEYAKUMAR, IRTS, CHIEF FREIGHT TRANSPORTATION MANAGER, SOUTHERN RAILWAY, CHENNAI, ADDRESSED OUR MEMBER EXPORTERS.</p> <p>MR. S. KIRUPANANDASAMY, TRAFFIC MANAGER, CHENNAI PORT AUTHORITY, GAVE PRESENTATION ON “CONNECTIVITY, INFRASTRUCTURE FACILITIES AND COST ADVANTAGE IN HANDLING BULK, BREAK BULK AND CONTAINERS AT CHENNAI PORT.</p>
8.	23.03.2022 11.00A.M. – 1.30P.M.	CAPEXIL CHENNAI	<p>CONDUCTED WEBINAR PROGRAMME ON “ROLE OF ECGC AND BENEFIT FOR THE EXPORTERS AND EXPORT FINANCE “, HELD THROUGH VIRTUAL MODE.</p> <p>MR. SUBASH CHAHAR, REGIONAL MANAGER, M/S. EXPORT CREDIT GAURANTEE CORPORATION OF INDIA LTD., CHENNAI, GAVE PRESENTATION ON “ ON ROLE OF ECGC AND BENEFIT FOR THE EXPORTERS”.</p> <p>MR. ROHIT RANA, CHIEF MANAGER, TRADE FINANCE CENTRE, PUNJAB NATIONAL BANK, CHENNAI ADDRESSED OUR MEMBERS EXPORTERS.</p> <p>MR. ANIL GUPTA, AGM, AND MR. SURESH BUDHIRAJA, AGM, FROM INTERNATIONAL BANKING DIVISION, PUNJAB NATIONAL BANK, CORPORATE OFFICE, NEW DELHI, ALSO ADDRESSED OUR MEMBER EXPORTER.</p>
9.	30.03.2022 6.00 P.M. - 7.30P.M.	CAPEXIL, CHENNAI	<p>CONDUCTED PHYSICAL MEETING ALONG WITH INDO-JAPAN CHAMBER OF COMMERCE AND INDUSTRY (IJCCI) ON 30/3/2022 FROM 6.00P.M. TO 7.30P.M. AT HOTEL SAVERA, CHENNAI -4.</p> <p>WELCOME ADDRESS WAS GIVEN BY SMT. SUGANYA RAMAMORTHY, SECRETARY GENERAL, OF INDO-JAPAN CHAMBER OF COMMERCE AND INDUSTRY (IJCCI), CHENNAI.</p> <p>MR. T.P. IMBICHAMMAD, PRESIDENT, IJCCI & CHAIRMAN AVALON GROUP, ADDRESSED OUR MEMBER EXPORTERS.</p> <p>MR. A.M.S.G. ASHOKAN, PRESIDENT OF CAPEXIL & MLA, SIVAKASI, GAVE AWAY THE OPENING REMARKS FOR OUR MEMBER EXPORTERS.</p> <p>MR. R.R. PADMANABHAN, PRINCIPAL CONSULTANT, EXIM CONSULTANTS, CHENNAI, GAVE PRESENTATION ON MOOWR NEW SCHEME IN THE BUSINESS FOR OUR MEMBER EXPORTERS.</p>



EASTERN REGION

Sl.No.	Date	Organizer	Nature of the Meeting/ Seminar/ Workshop/Trade Fair
1.	09/04/2021	CAPEXIL IN ASSOCIATION WITH MINISTRY	Arranged VC meeting under the chairmanship of Shri S. Suresh Kumar, Joint Secretary, EP(CAP) Division, Department of Commerce on 09.04.2021 with the representatives of the Ceramic Tiles Industry affected by the Anti-Dumping Duty imposed by GCC Countries.
2	27-30/04/2021	CAPEXIL	Organized a Virtual India International Ceramic & Building Material Fair with B2B Meet, (Virtual) during 27th to 30th April 2021 with 30 Indian Exporters under MAI Plan. Total visitor count was more than 12000, around 240 overseas buyer, total registration reached at 340. B2B Meets has been organized by CAPEXIL between Indian Exhibitors and Importers from Chile, Colombia, Vietnam and South Africa.
3	13/05/2021	CAPEXIL	Organized Additional B2B Meetings in connection with IICBMF (Indian International Ceramic & Building Material Fair) cum B2B meets on 13th May 2021.
4	30/06/2021	CAPEXIL	Organized VC (Virtual Conference) with Indian Missions of Kazakhstan and Ministry of Commerce on 30th June 2021 for Export Potential and Promotion of Indian Ceramics and Allied Products.
5	27/07/2021	CAPEXIL IN ASSOCIATION WITH EoI, BAKU, AZERBAIJAN	Organized virtual B2B Meeting between Azerbaijani Importers & selective leading Indian Exporters of Ceramic Products on 27th July 2021. Around 21 Azerbaijani and 13 Indian participants from the Industry participated in the event.
6	21 & 22/09/2021	CAPEXIL	Organised "Vanijya Utsav" under "Azadi Ka Amrit Mahotsav" at Biswa Bangla Convention Centre. New Town, Kolkata. More than 150 participants attended the event organised in hybrid mode. Dignitaries from DGFT, Govt. of West Bengal, Port, Customs, Eastern Railway, ECGC, Exim Bank, MSME Development Institute, Chambers, CII, other Trade Bodies attended the event.
7	29/09/2021	CAPEXIL IN ASSOCIATION WITH EoI, PERU	Organised a Webinar on Indian Ceramics and Business Opportunities with Peru and Bolivia in association with the Embassy of India to Peru & Bolivia, INCHEM, Peru, CAPICO & CNC. More than 150 participants attended the Webinar from both sides.
8	25/10/2021	CAPEXIL IN ASSOCIATION WITH EoI, KUWAIT	CAPEXIL in association with Embassy of India, Kuwait organised a Virtual Buyer-Seller Meet between Kuwaiti Importers and Indian exporters on Building Materials on 25th October 2021.
9	26/11/2021	CAPEXIL	A virtual meeting with the Exporters of Indian Ceramic Tiles in association with TPM Consultants has been organised on 26th November 2021 for detailed discussion on initiation of Anti-dumping duty by European Commission. More than 140 companies participated in the said event.
10	10/12/2021	CAPEXIL IN ASSOCIATION WITH EXIM BANK, KOLKATA	Organised virtual Stakeholders Consultation Meet with India EXIM Bank on 10th December 2021 on CISCO WEBEX platform. In this meeting EXIM Bank explained the various schemes available with them and make the stakeholders understand the utility of the schemes.
11	13/12/2021	CAPEXIL	Organised Panel Meeting of Books, Publications and Printing Panel of CAPEXIL on 13/12/2021 at Kolkata through Hybrid mode.
12	15/12/2021	CAPEXIL IN ASSOCIATION WITH EoI, PERU	Organized Virtual B2B Meeting between 8 selective Indian Exporters of Ceramic Tiles and one Importer (M/s Cassinelli) from Peru on 15/12/2021 in association with EoI, Peru



13	31/01/2022	CAPEXIL IN ASSOCIATION WITH MSME-DI, BANGABHUMI REFRACTORIES ASSOCIATION and BIS	One Day Cluster Awareness Programme on Export Opportunities and Standardization organized MSME-DI and BIS in association with CAPEXIL at Seminar hall, Angaria, Ethora, Near Nuni More on 31st January 2022.
14	08 – 11/03 & 14 – 15/03/2022	CAPEXIL	Organised 2nd Edition of Virtual India International Ceramic & Building Materials Fair Cum B2B Meets (IICBMF Cum B2B Meets) during 8th to 11th and 14th to 15th March 2022. 31 Indian Exporters from Ceramic Industry participated in the said event and around 126 Overseas Visitors Registered from 37 Countries Covering 8 Continents across the Globe. Specific B2B Meetings were organised with Chile, Peru, Colombia, Honduras, Guyana, Costa Rica, South Africa, Azerbaijan, Russia, Syria, Kenya, Ethiopia, Zambia Etc. Around 120 enquiries and Rs.280.25 lakhs (approx) business generated through this event.

4.3 OTHER EXPORT PROMOTIONAL ACTIVITIES:

During the year under report, information pertaining to 115 overseas enquires were circulated among the members of CAPEXIL. Besides, 3 NOCs had been issued for export of river sand and stone aggregate to Maldives. 28 Annex 'C' Certificates had been issued, in addition to those, 2272 Health Certificate, 343 Veterinary Certificate and 67 other Certificates had also been issued during the year under report. A number of other certificates, such as 45 Certificates of origin, 150 Plant Registration & other Certificates, 100 Swan Timber Contract Certificate, 2219 Shipment Clearance Certificates were issued for Animal By Products & Ossein & Gelatine Export and NOC other certificate, 3 Visa recommendation letters to various embassies had also been issued as part of an export facilitation exercise for members of Capexil.

5. PUBLICITY AND PUBLICATION

A. Internal Publicity:

(I) **Press Relation:**

CAPEXIL maintained close liaison with the leading National Dailies and business publications countrywide wherein the Council's activities and achievements were highlighted through various press releases.

(II) **Publicity through print Media:**

CAPEXIL brought out a number of publicity materials in the shape of folders/ handouts /brochures for distribution during overseas fairs/exhibitions, BSM, visit of trade delegations, etc., to ensure wide publicity of members' products abroad.

(III) **Publications:**

In the year under report, the Council brought out various publications viz. CAPEXIL SAMACHAR (e-publishing), Annual Report, A Statistical Profile, Product Profiles and other publicity folders/brochures for circulation/distributi



FINAL ACCOUNT

The Audited Statement of Accounts for the year ended 31st March, 2022 is appended to the report.



कैपेक्सिल
CAPEXIL

**FINANCIAL STATEMENTS
WITH AUDITORS' REPORT**



Report of the Committee of Administration (CoA)

To the Members of CAPEXIL,

Your Committee is pleased to present its 64th Annual Report for the financial year ended on 31st March, 2022 together with the Audited Financial Statement of Accounts and the Auditors' Report for the said period. Your Committee gratefully acknowledges the encouragement, co-operation and support extended by the Members throughout the year. In order to maintain transparency, transactions of major financial impact were discussed in the CoA meetings from time to time.

Membership: The Membership strength in the Council as on 31.03.2021 was 3584 and as on 31.03.2022 was 3716.

Financial Status:

Summary of Income & Expenditure Account

(In Rupees)

Particular	2020-21	2021-22
Income from Members	44,824,386	52,671,781
Government Grants for MDA/MAI Activities	3,561,155	6,297,566
Other Income	5,790,971	6,763,282
Interest Income	5,957,550	6,045,848
TOTAL REVENUE	60,134,062	71,778,477
Employee Benefit Expenses	37,098,562	43,049,483
Depreciation and Amortization Expenses	970,330	1,052,277
Export Promotional Activities	5,634,010	10,931,966
Other Expenses	11,632,744	10,680,716
TOTAL EXPENSES	55,335,646	65,714,442
Surplus/ (Deficit)	4,798,416	6,064,035

Dividend: The Council is registered under Section 8 of the Companies Act, 2013 as a non-profit entity. Hence, no dividend can be declared by the Council.

Material Changes and Commitments: No material changes and commitments affecting the Financial position of the Council occurred between the end of the financial year to which this financial statement relates and the date of this report.

State of Council's Affairs:

During the year under review, the Council has earned total revenue of Rs.7,17,78,477/- and surplus of Rs.60,64,035/-

Amount Transferred to General Reserves:

The Council has not transferred any amount to General Reserves during the year under review.

Change in Nature of Business:

There is no change in the nature of business of Council.

Details of Subsidiary, Joint venture and Associate Companies: – NA

The Council does not have any Subsidiary, Joint Venture or Associate Company.



PERFORMANCE AND FINANCIAL POSITION OF EACH OF THE SUBSIDIARIES, ASSOCIATES AND JOINT VENTURE COMPANIES INCLUDED IN THE CONSOLIDATED FINANCIAL STATEMENT

The Council doesn't have any subsidiaries so there is no need to prepare consolidated financial statement for the F.Y.2021–22.

EXTRACT OF ANNUAL RETURN:

The Annual Return of the Council as on 31st March, 2022 is available on the Council's website and can be accessed at <http://www.capexil.org/>.

Change in Share Capital:

The Council is registered under Section 8 of the Companies Act, 2013 as a Company Limited by guarantee and does not have share capital.

Details of COA:

The composition of the COA of the Council is in compliance with the applicable norms.

During the year, following changes took place in the COA of the Council

1. Appointment of Shri Prasanth Palanisamy (DIN 00556213) as COA Member with effect from 14th December, 2021 and Cessation of Shri Monit Malhotra (DIN 00494427) and Shri Ravinder Reddy Madadi (DIN 02332339) as COA Members with effect from 14th December, 2021.
2. Appointment of Shri Ramalingam Vijayakannan (DIN 01876560) and Shri Ravinder Reddy Madadi (DIN 02332339) as COA Members of the Council with effect from 27th December, 2021. Shri Ramalingam Vijayakannan (DIN 01876560) and Shri Ravinder Reddy Madadi (DIN 02332339) were co-opted

Explanations to Auditors Remarks:

The Auditors Report for 2021-22, does not contain any qualification, reservation or adverse remarks.

Particulars of Contracts or Arrangements with related parties:

There were no related party transactions entered by the Council.

Details in respect of Frauds Reported by Auditors Under Section 143 (12) of The Companies Act, 2013:

There was no occurrence of fraud pursuant to Section 143 (12) of The Companies Act, 2013

Public Deposit :

During the year under review, the Council has not accepted any deposit pursuant to Section 73 and Section 76 of the Companies Act, 2013 read with Companies (Acceptance of Deposits) Rules, 2014.

Details of Policy Developed and implemented by The Company on its Corporate Social Responsibility Initiatives:

The provisions of the Companies' Act 2013 relate to Corporate Social Responsibility are not applicable to Council.

Disclosures under Sexual Harassment of Women at workplace (prevention, prohibition & redressal) Act, 2013:

The Council is committed to provide a safe and conducive work environment to its employees. During the year under review your Committee further state that, there were no cases filed pursuant to the Sexual Harassment of Women at Workplace (Prevention, Prohibition and Redressal) Act, 2013.

Conservation of Energy, Technology Absorption, Foreign Exchange Earnings & Outgo:

1. **Conservation of Energy, Technology Absorption:** The particulars as required under the provision of Section 134(3)(m) of the Companies Act, 2013 in respect of conservation of energy and technology absorption have not been furnished considering the nature of activities undertaken by the Council during the year under review.



2. Foreign Exchange Earnings and Outgo: During the financial year 2021-22, the foreign exchange earnings of the Council amounted to Rs. Nil as against Rs. Nil in the previous year. The expenditure in foreign exchange during the financial year was Rs.4,856,308.58 as compared to Rs.73,845.60 in the previous year.

Loan, Guarantees or Investments: Particulars of loans given, investment made, guarantees given, if any, and the purpose for which the loan or guarantee and investment is proposed to be utilised are provided in the standalone financial statement in note no's H, I & L.

Internal Financial Control: The Council has a proper and adequate internal control system commensurate with its nature of activities and meets the following objectives:

- Providing assurance regarding the effectiveness and efficiency of operations;
- Efficient use and safeguarding of resources;
- Compliance with policies, procedures and applicable laws and regulations; and
- Transactions being accurately recorded and promptly reported.

The members of the CoA regularly review the adequacy of internal control system.

Committee Responsibility Statement: As stipulated in Section 134(3) (c) of the Companies Act, 2013, your Committee subscribes to the "Committee Responsibility Statement" and confirms as under:

- 1) That in the preparation of the Annual Accounts, the applicable Accounting Standards have been followed and there are no material departures;
- 2) That the committee has selected such accounting policies and applied consistently and made judgments and estimates that are responsible and prudent so as to give a true and fair view of the state of affairs of the Council at the end of the financial year and of the Surplus of the Council for the year ended on that period;
- 3) That the Committee has taken proper and sufficient care for the maintenance of adequate accounting records in accordance with the provisions of this Act for safeguarding the assets of the Council and for preventing and detecting fraud and other irregularities;
- 4) That the Committee has prepared the Annual Accounts of the Council on a going concern basis.
- 5) That the Committee has laid down internal financial controls to be followed by the Council and such internal financial controls are adequate and were operating effectively; and
- 6) That the committee has devised proper systems to ensure proper compliance with the provisions of all applicable laws and that such systems were adequate and operating effectively.

Auditors and Auditors' Report:

M/s. Add & Associates. Chartered Accountants has been appointed as Statutory Auditors of the Company in the Annual General Meeting held on 29th December, 2020 for consecutive Five Years. The requirement of seeking ratification of the members for continuance of their appointment has been withdrawn consequent upon the changes made by the Companies (Amendment) Act, 2018 with effect from May 7, 2018. Hence the resolution seeking ratification of the members for their appointment is not being placed at the ensuing Annual General Meeting. Your Company has received necessary certificate form M/s. Add & Associates., Chartered Accountants confirming that they satisfy the criteria provided under section 141 of the Companies Act, 2013 and are not disqualified from continuing as Statutory Auditors of the Company. The Auditors Report for 2021-22, does not contain any qualification, reservation or adverse remarks.

The Notes on Financial Statement referred to in the Auditors' Report are self-explanatory and do not call for any further comments.

Committee's Comment on the Auditors' Report: The observations of the Statutory Auditors, when read together with the relevant notes to the accounts and accounting policies are self-explanatory. There are no qualifications, reservation or adverse remark or disclaimer made by the said auditors in their report.



Cost records and cost audit: Maintenance of cost records and requirement of cost audit as prescribed under the provisions of Section 148 (1) of the Companies Act, 2013 are not applicable for the activities carried out by the Council.

Number of meetings of the CoA: During the year, the Council held Five Committee Meetings on 28th April 2021, 09th September 2021, 14th December 2021, 14th December 2021 & 27th December 2021 respectively.

Others:

The Balance Sheet and Statement of Profit and Loss for the period under review are revised as per the new format of Schedule III as notified by the Ministry of Corporate Affairs

No application has been made nor any proceeding is pending under the Insolvency and Bankruptcy Code, 2016 (31 of 2016) during the year under review.

No Loan has been taken from any bank or financial institution and hence there are no details which is required to be disclosed pursuant to Rule 8(5)(xii) of the Companies (Accounts) Amendment Rules, 2021.

Significant and Material Orders, if any: During the year, there were no significant and material orders passed by the regulators or courts or tribunals impacting the going concern status and the Council's operation in future.

Compliance with Secretarial Standards: The Council is in compliance with the applicable Secretarial Standards issued by the Institute of Company Secretaries of India and approved by the Central Government under section 118(10) of the Act.

Secretarial Audit:

The Secretarial Audit is not applicable to your company during the year under review.

Particulars of Employees: There was no employee of the Council who received remuneration in excess of the limit prescribed under Section 197 of the Companies Act, 1956 read with Rule 5 of the Companies (Appointment and Remuneration) Rules, 2014.

Green Initiatives: Electronic copies of the Annual Report 2021-22 and Notice of the 64th Annual General Meeting are sent to all members whose email addresses are registered with the Council. The Physical copies of the aforesaid documents will also be available at all the offices of CAPEXIL for inspection during normal business hours on working days. Also, the printed copies of the same will be made available on specific requisition.

Appreciations and Acknowledgements: We are grateful to the members and all stakeholders for their co-operation, fruitful suggestions and guidance from time to time. We also thank the Government of India, particularly the Ministry of Commerce and Industry, the Ministry of Finance, the Ministry of Corporate Affairs, the Ministry of Micro, Small & Medium Enterprises, the Income Tax Department, the Reserve Bank of India and other Government agencies for their support, and look forward to their continued support in the future.

On behalf of the CoA

Date: 26th August, 2022
Place: Kolkata

Sd/-
A.M.S.G. Ashokan
President
DIN: 001544



ADD & ASSOCIATES
Chartered Accountants

P-168, Sector - B Metropolitan Co-Op Hsg. Soc. Ltd.
Canal South Road
Kolkata – 700105
Phone: 4006 4958
E-mail: add_associates@yahoo.in

Independent Auditor's Report

To the Members of CAPEXIL
Report on the Audit of Financial Statements

Opinion

We have audited the accompanying financial statements of CAPEXIL ("a Company limited by Guarantee, issued u/s 8 of the Companies Act, 2013) which comprises the Balance Sheet as at March 31, 2022, the Statement of Income & Expenditure for the year then ended, and notes to the financial statements, including a summary of significant accounting policies and other explanatory information.

In our opinion and to the best of our information and according to the explanations given to us, the aforesaid financial statements give the information required by the Act in the manner so required and give a true and fair view in conformity with the accounting principles generally accepted in India, of the state of affairs of the Company as at March 31, 2022 and its surplus and its cash flows for the year ended on that date.

Basis for Opinion

We conducted our audit in accordance with the Standards on Auditing (SAs) specified under section 143(10) of the Companies Act, 2013. Our responsibilities under those Standards are further described in the Auditor's Responsibilities for the Audit of the Financial Statements section of our report. We are independent of the Company in accordance with the Code of Ethics issued by the Institute of Chartered Accountants of India together with the ethical requirements that are relevant to our audit of the financial statements under the provisions of the Companies Act, 2013 and the Rules thereunder, and we have fulfilled our other ethical responsibilities in accordance with these requirements and the Code of Ethics. We believe that the audit evidence we have obtained is sufficient and appropriate to provide a basis for our opinion.

Information Other than the Financial Statements and Auditor's Report Thereon

The Company's Board of Directors is responsible for the other information. The other information comprises the information included in the Board's Report including Annexures to Board's Report, but does not include the financial statements and our auditor's report thereon.

Our opinion on the financial statements does not cover the other information and we do not express any form of assurance conclusion thereon.

In connection with our audit of the financial statements, our responsibility is to read the other information and, in doing so, consider whether the other information is materially inconsistent with the financial statements or our knowledge obtained during the course of our audit or otherwise appears to be materially misstated.

If, based on the work we have performed, we conclude that there is a material misstatement of this other information, we are required to report that fact. We have nothing to report in this regard.



Responsibilities of Management for the Financial Statements

The Company's Board of Directors is responsible for the matters stated in section 134(5) of the Companies Act, 2013 ("the Act") with respect to the preparation of these financial statements that give a true and fair view of the financial position, financial performance and cash flows of the Company in accordance with the accounting principles generally accepted in India, including the accounting Standards specified under section 133 of the Act. This responsibility also includes maintenance of adequate accounting records in accordance with the provisions of the Act for safeguarding of the assets of the Company and for preventing and detecting frauds and other irregularities; selection and application of appropriate implementation and maintenance of accounting policies; making judgments and estimates that are reasonable and prudent; and design, implementation and maintenance of adequate internal financial controls, that were operating effectively for ensuring the accuracy and completeness of the accounting records, relevant to the preparation and presentation of the financial statement that give a true and fair view and are free from material misstatement, whether due to fraud or error.

In preparing the financial statements, management is responsible for assessing the Company's ability to continue as a going concern, disclosing, as applicable, matters related to going concern and using the going concern basis of accounting unless management either intends to liquidate the Company or to cease operations, or has no realistic alternative but to do so.

Those Board of Directors are also responsible for overseeing the company's financial reporting process.

Auditor's Responsibilities for the Audit of the Financial Statements

Our objectives are to obtain reasonable assurance about whether the financial statements as a whole are free from material misstatement, whether due to fraud or error, and to issue an auditor's report that includes our opinion. Reasonable assurance is a high level of assurance, but is not a guarantee that an audit conducted in accordance with SAs will always detect a material misstatement when it exists. Misstatements can arise from fraud or error and are considered material if, individually or in the aggregate, they could reasonably be expected to influence the economic decisions of users taken on the basis of these financial statements.

As part of an audit in accordance with SAs, we exercise professional judgment and maintain professional skepticism throughout the audit. We also:

- Identify and assess the risks of material misstatement of the financial statement, whether due to fraud or error, design and perform audit procedures responsive to those risks, and obtain audit evidence that is sufficient and appropriate to provide a basis for our opinion. The risk of not detecting a material misstatement resulting from fraud is higher than for one resulting from error, as fraud may involve collusion, forgery, intentional omissions, misrepresentations, or the override of internal control.
- Obtain an understanding of internal control relevant to the audit in order to design audit procedures that are appropriate in the circumstances. Under section 143(3)(i) of the Companies Act, 2013, we are also responsible for expressing our opinion on whether the company has adequate internal financial controls system in place and the operating effectiveness of such controls. However, section 143(3)(i) of the Act, is not applicable to the Company.
- Evaluate the appropriateness of accounting policies under and the reasonableness of accounting estimates and related disclosures made by management.



- Conclude on the appropriateness of management's use of the going concern basis of accounting and, based on the audit evidence obtained, whether a material uncertainty exists related to events or conditions that may cast significant doubt on the Company's ability to continue as a going concern. If we conclude that a material uncertainty exists, we are required to draw attention in our auditor's report to the related disclosures in the financial statements or, if such disclosures are inadequate, to modify our opinion. Our conclusions are based on the audit evidence obtained up to the date of our auditor's report. However, future events or conditions may cause the Company to cease to continue as a going concern.
- Evaluate the overall presentation, structure and content of the financial statements, including the disclosures, and whether the financial statements represent the underlying transactions and events in a manner that achieves fair presentation.

Materiality is the magnitude of misstatements in the financial statements that, individually or in aggregate, makes it probable that the economic decisions of a reasonably knowledgeable user of the financial statements may be influenced. We consider quantitative materiality and qualitative factors in (i) planning the scope of our audit work and in evaluation the results of our work and (ii) to evaluate the effect of any identified misstatements in the financial statements.

We communicate with the management regarding, among other matters, the planned scope and timing of the audit and significant audit findings, including any significant deficiencies in internal control that we identify during our audit.

We also provide the management with a statement that we have complied with relevant ethical requirements regarding independence, and to communicate with all relationships and other matters that may reasonably be thought to bear on our independence, and where applicable, related safeguards.

Report on Other Legal and Regulatory Requirements

In view of the exemption provided under paragraph 2 of the Companies (Auditors' Report) Order, 2016 issued by the Central Government of India, reporting under sub section 11 of Section 143 of the Companies Act, 2013 (the Act) shall not apply to the Company. Hence no separate report is being made on the matters specified in paragraph 3 and 4 of the Order.

As required by Section 143(3) of the Act, we report that:

- a. We have sought and obtained all the information and explanations which to the best of our knowledge and belief were necessary for the purposes of our audit.
- b. In our opinion, proper books of account as required by law have been kept by the Company so far as it appears from our examination of those books;
- c. The Balance Sheet, the Statement of Income & Expenditure, and the Cash Flow Statement dealt with by this Report are in agreement with the books of account;
- d. In our opinion, the aforesaid financial statements comply with the Accounting Standards specified under Section 133 of the Act, read with Rule 7 of the Companies (Accounts) Rules, 2014.
- e. On the basis of the written representations received from the directors as on 31st March, 2022 taken on record by the Board of Directors, none of the directors is disqualified as on 31st March, 2022 from being appointed as a director in terms of Section 164 (2) of the Act.



- f. In terms of the specific exemption provided vide MCA notification dated 13th June, 2017 (GSR 583(E)), no separate report is being made on adequacy of the internal financial control over financial reporting of the Company and the operating effectiveness of such controls.
- g. With respect to the other matters to be included in the Auditors' Report in accordance with Rule 11 of the Companies (Audit & Auditors] Rules 2014 in our opinion and to the best of our information and according to the explanations given to us;
 - i) The Company does not have any pending litigations which would impact its' financial position;
 - ii) The Company did not have any long-term contracts including derivative contracts for which there were any material foreseeable losses;
 - iii) There were no amounts which is required to be transferred to the Investor Education and Protection Fund by the Company.

For **ADD & ASSOCIATES**
Chartered Accountants
Firm Reg. No : 308064E

Sd/-

C.A. Sonali Dey Bandopadhyay
(Partner)

Membership No. : 064055
UDIN: 22064055AWLRQW5302

Place: Kolkata
Date: 26.08.2022



CAPEXIL
Balance Sheet as at 31-Mar-2022

In (Rupees)

Particulars	Note No.	As at 31-Mar-2022		As at 31-Mar-2021	
I. EQUITY AND LIABILITIES					
1 Shareholders' Funds			10,47,82,002		9,87,17,967
Reserves and Surplus	A	10,47,82,002		9,87,17,967	
2 Non-Current Liabilities			57,77,314		46,87,877
(a) Other Long-Term Liabilities	B	2,00,000		2,00,000	
(b) Long-Term Provisions	C	55,77,314		44,87,877	
3 Current Liabilities			4,40,25,567		3,55,40,262
(a) Trade Payables	D	57,42,338		44,29,493	
(b) Other Current Liabilities	E	3,74,52,100		3,04,82,972	
(c) Short-Term Provisions	F	8,31,129		6,27,797	
Total			15,45,84,883		13,89,46,106
II. ASSETS					
1 Non-Current Assets			8,22,84,397		1,17,80,303
(a) Fixed Assets	G	1,02,07,883		1,11,26,894	
(i) Tangible Assets		92,15,974		99,55,590	
(ii) Intangible Assets		9,91,909		11,71,304	
(b) Non-Current Investments	H	250		250	
(c) Long-Term Loans and Advances	I	4,53,159		4,53,159	
(d) Other Non-Current Assets	J	7,16,23,105		2,00,000	
2 Current Assets			7,23,00,486		12,71,65,803
(a) Cash and Cash Equivalents	K	5,71,28,738		11,57,82,942	
(b) Short-Term Loans and Advances	L	60,20,858		27,53,667	
(c) Other Current Assets	M	91,50,890		86,29,194	
Total			15,45,84,883		13,89,46,106

Significant Accounting Policies (S)

Notes forming part of Financial Statements (T)

This is the statement of Income & Expenditure referred to in our report of even date.

For **ADD & ASSOCIATES**

Chartered Accountants

Firm Reg. No : 308064E

Sd/-
Sonali Dey Bandopadhyay
(Partner)

Membership No. : 064055

Place: Kolkata

Date: 26.08.2022

UDIN: 22064055AWLRQW5302

Sd/-
A.M.S.G. Ashokan
President

Sd/-
V.R. Chitalia
Director



CAPEXIL
Balance Sheet as at 31-Mar-2022

In (Rupees)

Particulars	Note No.	1 Apr 2021 to 31 Mar 2022	1Apr 2020 to 31 Mar 2021
I Revenue from Operations	N	5,89,69,347	4,83,85,541
II Other Income	O	1,28,09,130	1,17,48,522
III TOTAL REVENUE (I + II)		7,17,78,477	6,01,34,062
IV EXPENSES			
Employee Benefit Expenses	P	4,30,49,483	3,70,98,562
Depreciation and Amortization Expenses	G	10,52,277	9,70,330
Export Promotional Activities	Q	1,09,31,966	56,34,010
Other Expenses	R	1,06,80,716	1,16,32,744
TOTAL EXPENSES		6,57,14,442	5,53,35,646
V Surplus before Exceptional and Extraordinary Items and Tax (III-IV)		60,64,035	47,98,416
VI Exceptional Items			
VII Surplus before Extraordinary Items and Tax		60,64,035	47,98,416
VIII Extraordinary Items		—	—
IX Surplus Before Tax		60,64,035	47,98,416
X Tax Expense		—	—
Current Tax		—	—
Deferred Tax		—	—
XI Surplus/(Deficit) for the period from Continuing Operations (IX-X)		60,64,035	47,98,416
XII Surplus/(Deficit) from Discontinuing Operations		—	—
XIII Tax Expense of Discontinuing Operations		—	—
XIV Surplus/(Deficit) from Discontinuing Operations (after tax) (XII-XIII)		—	—
XV Surplus/(Deficit) for the Period (XI+XIV)		60,64,035	47,98,416
XVI Earnings per Equity Share			
— Basic		—	—
— Diluted		—	—

Significant Accounting Policies (S)

Notes forming part of Financial Statements (T)

This is the statement of Income & Expenditure referred to in our report of even date.

For **ADD & ASSOCIATES**

Chartered Accountants

Firm Reg. No : 308064E

Sd/-

Sonali Dey Bandopadhyay
(Partner)

Membership No. : 064055

Place: Kolkata

Date: 26.08.2022

UDIN: 22064055AWLRQW5302

Sd/-

A.M.S.G. Ashokan
President

Sd/-

V.R. Chitalia
Director



CAPEXIL

Cash Flow Statement for the year ended 31st March, 2022

Particulars	Note	Year Ended 31 March 2022 (Rs.)	Year Ended 31 March 2021 (Rs.)
CASH FLOW FROM OPERATING ACTIVITIES			
Surplus/(Deficit) before Tax		60,64,035	47,98,416
Add/(Less) Adjustments for :			
Depreciation and amortization expenses		10,52,277	9,70,330
(Gain)/loss on sale of property, plant and equipment including intangible assets (net of loss on assets scrapped/written off)		-	(16,750)
Interest income		(60,45,848)	(59,57,550)
Operating Profit Before Working Capital Changes		10,70,464	(2,05,553)
Add/(Less) Adjustments for Working Capital changes :			
Non-current/current financial and other assets - Trade and other Receivables		(37,62,978)	38,90,016
Provisions for Employee Benefit Schemes		12,92,769	4,98,517
Non-current/current financial and other liabilities -Trade and other Payables		8 2,81,973	(29,41,922)
Security Deposit		-	-
Cash generated from Operations		68,82,228	12,41,058
Tax Paid (Net of Refund)		(1,38,598)	15,10,240
Net Cash Flow from Operating Activities	(A)	6 7,43,630	2 7,51,298
CASH FLOW FROM INVESTING ACTIVITIES			
Acquisition/Purchase of assets		(1,33,266)	(5,31,369)
Development of assets		-	(44,500)
Sale of assets		-	22,400
Fixed deposits with banks (placed)/realised		(3,80,70,102)	1,79,34,105
Interest received (net off)		61,58,537	61,57,066
Net Cash Flow from Investing Activities	(B)	(3,20,44,831)	2 ,35,37,702
CASH FLOW FROM FINANCING ACTIVITIES			
Net Cash Flow from Financing Activities	(C)	-	-
Net Increase/(Decrease) in Cash & Cash Equivalents (A+B+C)		(2,53,01,201)	2 ,62,89,000
Opening Cash & Cash Equivalents:		4,94,68,002	2,31,79,002
Closing Cash & Cash Equivalents:		2,41,66,801	4,94,68,002

Notes :

Particulars	Note	Year Ended 31 March 2022 (Rs.)	Year Ended 31 March 2021 (Rs.)
Components of Cash and Cash Equivalents:			
Cash in Hand		31,885	29,969
Balances with banks			
In Current Account		1,79,545	6,45,688
In Saving Account with banks		95,61,371	4,39,84,345
In Sweep Deposit in Saving Accounts with Bank			
- with maturity of 3 months or less from the date of acquisition		1,43,94,000	48,08,000
		2,41,66,801	4,94,68,002

AUDITORS' CERTIFICATE

We have verified the attached Cash Flow Statement of CAPEXIL derived from audited financial statements and the records maintained by the Council for the year ended 31st March 2022 and found the same in agreement therewith.

For ADD & ASSOCIATES

Chartered Accountants
Firm Reg. No : 308064E

Sd/-
Sonali Dey Bandopadhyay
(Partner)
Membership No. : 064055
Place: Kolkata
Date: 26.08.2022
UDIN: 22064055AWLRQW5302

Sd/-
A.M.S.G. Ashokan
President

Sd/-
V.R. Chitalia
Director



CAPEXIL

Notes on Financial Statements for the year ended 31-March-2022

Particulars	As at 31-Mar-2022	As at 31-Mar-2021
A. Reserves and Surplus		
Other Reserves		
Opening balance	59,10,908	59,10,908
(+) Current year transfer	—	—
Closing balance	59,10,908	59,10,908
Surplus		
Opening Balance	9,28,07,059	8,80,08,643
(+) Net profit/(Net loss) for the Current Year	60,64,035	47,98,416
Closing balance	9,88,71,094	9,28,07,059
Total	10,47,82,002	9,87,17,967
A. Reserves & Surplus		
(1) General Reserve		
As per last account	9,28,07,059	8,80,08,643
Add/(Less) : Surplus/(Deficit) for the year	60,64,035	47,98,416
	9,88,71,094	9,28,07,059
(2) House Building Loan fund		
As per last account	6,99,849	6,99,849
	6,99,849	6,99,849
(3) Office Premises Maintenance Fund		
As per last account	4,28,671	4,28,671
	4,28,671	4,28,671
(4) Software Development Fund		
As per last account	17,82,388	17,82,388
	17,82,388	17,82,388
(5) Fund for Renovation of Office / Residential Flat		
As per last account	20,00,000	20,00,000
	20,00,000	20,00,000
(6) Fund for Renovation of Showroom		
As per last account	10,00,000	10,00,000
	10,00,000	10,00,000
TOTAL (1+2+3+4+5+6)	10,47,82,002	9,87,17,967



CAPEXIL

Notes on Financial Statements for the year ended 31-March-2022

Particulars	As at 31-Mar-2022	As at 31-Mar-2021
B. Other Long-Term Liabilities		
Security Deposit		
For Mumbai Residential Flat	2,00,000	2,00,000
Total	2,00,000	2,00,000
C. Long-Term Provisions		
Provision for Employee Benefits		
Gratuity	20,67,081	10,06,759
Leave encashment on retirement	35,10,233	34,81,118
Total	55,77,314	44,87,877
D. Trade Payables		
Trade Payables	57,42,338	44,29,493
Total	57,42,338	44,29,493
E. Other Current Liabilities		
Liabilities for MAI Exporter's Subsidy	2,88,813	23,90,417
Advance Received From Members	3,38,08,014	2,48,17,519
Statutory Liabilities	27,89,929	24,43,182
Other Payables	1,61,750	4,32,150
Staff Payables	4,03,594	3,99,704
Total	3,74,52,100	3,04,82,972

Notes:

Income received in advance includes Net Membership Subscription Received in Advance alongwith Net Contribution received in Advance from Members for Events & other purposes.



CAPEXIL

Notes on Financial Statements for the year ended 31-March-2022

Particulars	As at 31-Mar-2022	As at 31-Mar-2021
F. Short-Term Provisions		
Provision for Employee Benefits		
Leave encashment on retirement	8,31,129	6,27,797
Total	8,31,129	6,27,797
H. Non-Current Investments		
5 no. of shares of Rs. 50 each of Balaka Co-operative Housing Society Ltd.	250	250
Total	250	250
I. Long-Term Loans and Advances		
Security Deposits		
Unsecured, considered good	2,69,100	2,69,100
Unsecured, considered doubtful	1,84,059	1,84,059
Total	4,53,159	4,53,159
J. Other Non-Current Assets		
Bank deposits		
Bank deposits with more than 12 months maturity	7,16,23,105	2,00,000
Total	7,16,23,105	2,00,000
K. Cash and Cash Equivalents		
Cash on hand	31,885	29,969
Balances with banks	97,40,916	4,46,30,033
In Current Account	1,79,545	6,45,688
In Saving Account with banks	95,61,371	4,39,84,345
Sweep Deposit in Saving Accounts with Bank	1,45,04,000	49,18,000
- with maturity of 3 months or less from the date of acquisition	1,43,94,000	48,08,000
- Others	1,10,000	1,10,000
Bank deposits with less than 12 months maturity	3,28,51,937	6,62,04,940
Total	5,71,28,738	11,57,82,942



CAPEXIL

Notes on Financial Statements for the year ended 31-March-2022

Particulars	As at 31-Mar-2022	As at 31-Mar-2021
L. Short-Term Loans and Advances		
Other Loans and Advances		
Unsecured, considered good	56,40,434	23,73,243
<i>Related to Vendors</i>	52,23,951	23,29,990
<i>Related to Employees</i>	4,16,483	43,253
Unsecured, considered doubtful	3,80,424	3,80,424
Total	60,20,858	27,53,667
M. Other Current Assets		
Accrued Interest	4,394	1,17,083
Government Grant Receivables	73,85,574	69,11,705
Prepaid Expenses	97,957	76,039
TDS Receivables	16,62,966	15,24,367
Total	91,50,890	86,29,193

**CAPEXIL****Notes on Financial Statements for the year ended 31-March-2022**

Particulars	1-Apr-2021 to 31-Mar-2022	1-Apr-2020 to 31-Mar-2021
N. Revenue from Operations		
Admission Fee	18,20,000	17,99,000
Ordinary Subscription	4,54,44,781	4,07,64,536
Government Grants for MDA/MAI Activities	62,97,566	35,61,155
Contribution From Participating Members incl Sponsorship	54,07,000	22,60,850
Total	5,89,69,347	4,83,85,541
O. Other income		
Advertisement in Diary	2,88,000	1,68,000
Gain/(loss) on sale of property, plant and equipment including intangible assets (net of loss on assets scrapped/written off)	—	16,750
Income From Certification	52,79,462	38,44,552
Income From Domesic Events incl. Sponsorship Income	4,47,410	31,880
Interest Income	60,45,848	59,57,550
Liability no longer required	5,000	3,89,463
Miscellaneous Income	1,21,910	6,71,681
Other Non-Operating Income (Rental Income)	6,21,500	5,98,800
Prior Period Items	—	69,846
Total	1,28,09,130	1,17,48,522
P. Employee Benefit Expenses		
Annual Leave Enashment	3,50,415	2,69,740
Contribution to Provident Fund and Other Funds	32,01,506	28,37,371
Expenses related to Capexil Employee Group Grauity Scheme	20,67,081	10,06,759
Exgratia	8,78,334	9,12,334
Leave Encashment on Retirement	8,98,923	3,54,168
Leave / Home Travel Concession	—	8,730
Reimbursement of Hospitalization Expenses	1,54,886	—
Reimbursement of Medical Expenses	3,21,117	2,08,598
Salaries and Wages	3,51,77,221	3,15,00,862
Total	4,30,49,483	3,70,98,562

**CAPEXIL****Notes on Financial Statements for the year ended 31-March-2022**

Particulars	1-Apr-2021 to 31-Mar-2022	1-Apr-2020 to 31-Mar-2021
G. Depreciation and Amortization Expenses		
Amortization Expenses	1,79,395	1,77,383
Depreciation	8,72,882	7,92,947
Total	10,52,277	9,70,330
Q. Export Promotional Activities		
Diary Expense	1,89,831	1,48,310
MAI Exporters Subsidy	2,88,813	—
No-Grant Code Expenses on CAPEXIL's Events	3,89,144	7,000
Azadi Ka Amrit Mahotsav	5,06,612	—
Seminar, Workshop, Training events	11,430	—
Sharjah Intl. Book Fair	38,78,622	—
Virtual Events		
India International Ceramic & Building Material Fair (IICBMF)	12,01,514	11,31,016
India International Paper, Paper Products & Stationery Fair (IIPPSF)	14,59,500	15,47,684
Virtual Delhi Book Fair	15,47,000	12,50,000
Virtual Event Printing , Books & Publishing From India (PPI)	14,59,500	15,50,000
Total	1,09,31,966	56,34,010

**CAPEXIL****Notes on Financial Statements for the year ended 31-March-2022**

Particulars	1-Apr-2021 to 31-Mar-2022	1-Apr-2020 to 31-Mar-2021
R. Other Expenses		
AGM & EGM Expenses	4,35,305	4,34,958
Annual Maintenance Charges	3,98,864	4,29,652
Committee & Other Meeting Expenses	1,05,415	41,281
Car Hire Charges	7,46,209	4,57,147
Cloud Charges	1,52,213	1,74,087
Contribution to PM-CARES Fund	-	14,599
Electricity Charges	9,07,233	8,74,862
Govt. Grant Receivable Written off	1,19,786	3,36,837
Govt. Grant MAI Punitive Cut Expenses	-	2,19,223
Hospitality Expenses	13,415	7,645
Insurance	41,358	26,018
Interest Charges	-	1,946
Internal Auditor Fees	3,60,000	3,60,000
Liveries	11,706	16,512
Local Conveyance	82,177	75,221
Maintenance Charges of Office Premises incl. Payment made towards		
Repair & Renovation	15,16,279	20,16,703
Maintenance Charges of Residential Flat	40,492	40,218
Miscellaneous expenses	3,40,642	7,76,115
Postage & Telegram	92,791	79,327
Printing & Stationery	1,14,170	91,452
Payment to Auditors:		
for Audit	40,000	40,000
for Taxation matter	-	-
Prior period items	-	5,58,208
Professional Fees	21,70,533	20,43,910
Rates and taxes (excluding taxes on income)	2,33,061	2,18,214
Rent	16,04,484	16,04,484
Reimbursement Airfare to Committee Members	2,05,930	-
Retainership & Other Charges	5,97,950	4,36,617
Staff Welfare Expenses	1,11,788	64,117
Telephone & Internet Charges Incl. Fax Expenses	1,73,688	1,76,795
Travelling Expenses Incl. Domestic Fair	65,226	16,598
Total	1,06,80,716	1,16,32,744



CAPEXIL
Notes on Financial Statements for the year ended 31-March-2022

PARTICULARS	GROSS BLOCK				DEPRECIATION				NET BLOCK	
	As on 1st April 2021	Addition during the year 2021-22	Deletion during the year 2021-22	As on 31st March 2022	Depreciation upto 31.03.2021	Depreciation for the year 2021-22	Deletion during the year 2021-22	Depreciation upto 31.03.2022	As on 31st March 2022	As on 31st March 2021
A. FIXED ASSETS										
KOLKATA										
LIBRARY BOOKS	47,194.61	-	-	47,194.61	46,007.00	-	-	46,007.00	1,187.61	1,187.61
OFFICE PREMISES	1,75,28,555.00	-	-	1,75,28,555.00	97,33,997.00	3,77,574.00	-	1,01,11,571.00	74,14,984.00	77,92,556.00
OFFICE EQUIPMENTS	7,80,072.50	-	-	7,80,072.50	6,89,624.39	36,306.00	-	7,05,930.39	74,142.11	1,10,448.11
FURNITURE & FITTINGS	39,53,623.16	-	-	39,53,623.16	37,59,541.16	-	-	37,59,541.16	1,94,082.00	1,94,082.00
COMPUTER & OTHERS	1,35,34,212.59	-	-	1,35,34,212.59	1,33,19,692.24	1,51,742.00	-	1,34,70,434.24	63,775.35	2,15,520.35
TOTAL	3,59,41,657.86	-	-	3,59,41,657.86	2,75,27,861.79	5,65,622.00	-	2,80,93,483.79	77,48,174.07	83,13,796.07
CHENNAI										
LIBRARY BOOKS	11,516.74	-	-	11,516.74	11,268.00	-	-	11,268.00	250.74	250.74
RESIDENTIAL FLAT	3,34,599.98	-	-	3,34,599.98	2,82,155.00	2,526.00	-	2,84,681.00	49,918.96	52,444.96
FURNITURE & FITTINGS	23,321.53	-	-	23,321.53	14,147.00	2,368.00	-	16,515.00	6,805.53	9,174.53
OFFICE EQUIPMENTS	9,03,028.22	-	-	9,03,028.22	7,48,146.58	57,810.00	-	8,05,956.58	97,071.64	1,54,861.64
END USER DEVICES (MOBILE)	7,117.80	-	-	7,117.80	2,451.00	-	-	5,398.36	1,719.44	4,666.80
TRADE INFORMATION (COMPUTER)	4,17,700.91	11,951.00	-	4,29,651.91	3,78,062.00	17,015.00	-	3,95,077.00	34,574.91	39,638.91
TOTAL	16,97,245.18	11,951.00	-	17,09,236.18	14,36,227.58	82,666.36	-	15,18,893.94	1,90,342.24	2,61,057.60
MUMBAI										
OFFICE PREMISES	11,59,549.57	-	-	11,59,549.57	9,25,118.00	11,253.00	-	9,36,371.00	2,23,176.57	2,34,431.57
RESIDENTIAL FLAT	3,76,180.40	-	-	3,76,180.40	3,19,945.00	2,679.00	-	3,22,624.00	53,535.40	56,215.40
OFFICE EQUIPMENTS	1,02,096.05	-	-	1,02,096.05	80,789.05	2,860.00	-	93,749.05	8,347.00	11,307.00
FURNITURE & FITTINGS	6,82,995.19	-	-	6,82,995.19	6,48,861.19	457.00	-	6,49,318.19	33,667.00	34,124.00
TRADE INFORMATION (COMPUTER)	5,71,333.66	4,000.00	-	5,75,333.66	4,43,704.00	71,700.00	-	5,15,404.00	69,929.66	1,27,629.66
TOTAL	26,92,124.87	4,000.00	-	28,96,124.87	24,28,417.24	89,049.00	-	25,17,466.24	3,78,658.63	4,63,707.63
DELHI										
RESIDENTIAL FLAT	7,31,846.22	-	-	7,31,846.22	6,17,621.00	4,900.00	-	6,22,621.00	1,09,324.22	1,14,224.22
OFFICE PREMISES	6,22,841.00	-	-	6,22,841.00	50,052.44	27,896.74	-	77,939.18	5,44,701.92	5,72,588.56
FURNITURE & FITTINGS	19,02,902.00	-	-	19,02,902.00	18,06,906.00	297.00	-	18,07,203.00	95,699.00	95,998.00
OFFICE EQUIPMENTS	4,07,979.46	-	-	4,07,979.46	3,76,773.46	6,651.00	-	3,83,424.46	24,555.00	31,206.00
TRADE INFORMATION (COMPUTER)	4,53,667.36	1,17,315.00	-	5,70,982.36	3,50,653.00	95,810.00	-	4,46,463.00	1,24,519.36	1,03,014.36
TOTAL	41,19,035.04	1,17,315.00	-	42,36,350.04	32,02,005.90	1,35,544.74	-	33,37,550.64	9,96,799.40	9,17,029.14
TOTAL (Current Year)	4,45,50,102.95	1,33,266.00	-	4,46,83,368.95	3,45,94,512.52	8,72,882.10	-	3,54,67,394.62	92,15,974.34	99,55,590.44
TOTAL (Previous Year)	4,41,31,734.01	5,31,368.94	1,13,000.00	4,45,50,102.95	3,39,08,915.07	7,92,947.44	1,07,350.00	3,45,94,512.51	99,55,590.44	
B. INTANGIBLE ASSET										
Computer Software	17,93,955.00	-	-	17,93,955.00	6,22,651.00	1,79,395.00	-	8,02,046.00	9,91,906.00	11,71,304.00
TOTAL (Current Year)	17,93,955.00	-	-	17,93,955.00	6,22,651.00	1,79,395.00	-	8,02,046.00	9,91,906.00	11,71,304.00
TOTAL (Previous Year)	17,49,455.00	44,500.00	-	17,93,955.00	4,45,268.00	1,77,383.00	-	6,22,651.00	11,71,304.00	
C. INTANGIBLE ASSET UNDER DEVELOPMENT										
Computer Software	-	-	-	-	-	-	-	-	-	-
TOTAL (Current Year)	-	-	-	-	-	-	-	-	-	-
TOTAL (Previous Year)	-	-	-	-	-	-	-	-	-	-



CAPEXIL

Notes on Financial Statements for the year ended 31st March 2022

(S) SIGNIFICANT ACCOUNTING POLICY:

- 1) Basis of preparation of Financial Statements: The Financial Statements have been prepared under the historical cost convention following accrual basis. The mandatory applicable Accounting Standards in India and the provisions of Companies Act, 2013 have been followed in preparation of these Financial Statements.
- 2) Expenditure related to various codes is accounted under respective functional heads according to the budget approved by the Ministry of Commerce & Industry, Government of India. However, the expenses shown under various codes may not necessarily be the total expenses incurred as some of the expenses on which grant is not eligible are shown under "No-Grant Code Expenses on CAPEXIL's Events".
- 3) Income and expenses for any specific project are accounted for in the year of occurrences. Income/expenditure for any project not completed are treated as Liability / advance at the end of the year respectively.
- 4) Tangible Fixed Assets are stated at cost less depreciation and impairment losses, if any. Depreciation on Tangible Fixed assets is provided under Written Down Value method over the useful life of the assets. Amortization of Intangible Assets is provided under Straight Line Method over the useful life of the assets. The useful life of asset has been taken as prescribed under Part C of Schedule II of the Companies Act, 2013.
- 5) Investments held by the Council have been classified as Long Term and Short Term Investments and the same have been stated at cost.
- 6) Employees Benefit Expenses include Salaries, Contribution to Provident Funds and other benefits such as Reimbursement of Medical and Hospitalization expenses, LTC, Gratuity, Leave Encashment, Ex-gratia etc.
- 7) Retirement and Other Employee Benefits:
 - a) Defined Contribution Plan: Employees benefit in the form of Provident Fund is considered as defined contribution plans and the contributions are charged to the Statement of Income and Expenditure of the year when the contributions to the funds are due.
 - b) Defined Benefit Plan: Retirement benefits in the form of Gratuity and Leave Encashment are considered as defined benefits. The Council has taken a Group Policy with the Life Insurance Corporation of India for payments of gratuities to retiring employees. The premium thereon has been so adjusted as to cover the liability under the scheme in respect of all employees at the end of their future anticipated service with the Council. The liability on account of leave encashment has been provided on the basis of actuarial valuation.

**CAPEXIL****Notes on Financial Statements for the year ended 31st March 2022****(T) OTHER EXPLANATORY NOTES:**

- 1) As per demand letter received from LIC of India for funding of Rs.20,67,081.00 towards corpus value including premium and LC Cover, an amount of Rs.20,67,081.00 has been allocated under long-term provision for the year 2021-22.
- 2) Foreign Currency expenditure (remittance & purchase) works out to Rs.48,56,308.58 (Previous year 2020-21 Rs.73,845.60) for organizing overseas events and has been shown under the head "Export Promotional Activities". The foreign exchange earnings of the Council amounted to Rs. Nil as against Rs. Nil in the previous year 2020-21.
- 3) CAPEXIL has requested Department of Commerce, Government of India to release the grant of Rs.60,08,753.00 towards core events and Rs.2,88,813.00 towards Airfare Reimbursement under MAI Exporter's Subsidy under MAI scheme for the F. Y. 2021-22. Details in this regard is given below:

S.N.	Event Name	Entitled Grant Amount (Rs.)	Grant Received (Rs.)	Grant Receivable (Rs.)
1	SHARJAH INTL BOOK FAIR'21	23,82,969.00	14,95,000.00	8,87,969.00
2	DELHI BOOK FAIR - 2021 (Virtual)	9,48,050.00	—	9,48,050.00
3	INDIA INTERNATIONAL PAPER, PAPER PRODUCTS & STATIONERY FAIR 2021-22 IIPPSF (Virtual)	9,48,475.00	—	9,48,475.00
4	PRINTING & PUBLISHING FROM INDIA 2021-22 PPI (Virtual)	9,48,475.00	—	9,48,475.00
5	IICBMF INDIA INTERNATIONAL CERAMIC & BUILDING MATERIAL FAIR with B2B (Virtual), 2021-22	7,80,784.00	—	7,80,784.00
	TOTAL	60,08,753.00	14,95,000.00	45,13,753.00

- 4) No provision for taxation has been made in the accounts as the management does not anticipate any liability on this account. However, in case any liability arises, the same will be charged to the account in the year of the payment.
- 5) Leave encashment provision as per actuarial valuation has been incorporated in the accounts and now stands at Rs.35,10,233.00 (Previous year Rs.34,81,118.00) under long-term provision and Rs.8,31,129.00 (Previous year Rs.6,27,797.00) under short term position.
- 6) Previous year's figures have been regrouped or rearranged and nomenclature changed to make them comparable, as far as practicable, with those of current year.

For ADD & ASSOCIATESChartered Accountants
Firm Reg. No : 308064ESd/-
Sonali Dey Bandopadhyay
(Partner)
Membership No. : 064055
Place: Kolkata
Date: 26.08.2022
UDIN: 22064055AWLRQW5302Sd/-
A.M.S.G. Ashokan
PresidentSd/-
V.R. Chitalia
Director



7.

ANNEXURES

ANNEXURE - I	List of the members of the Regional Committee members for the year 2020-21.
ANNEXURE - II	Panel and Item-wise exports statistics of CAPEXIL for the last year 2020-21 vis a vis 2019-20.

WESTERN REGION

Mr. Deependra Singh

Regional Chairman, CAPEXIL (W.R.)

M/s. IREL (India) Limited

Plot No.1207, Veer Savarkar Marg

Off Siddhi Vinayak Temple, Prabhadevi

Mumbai – 400028.

Tel: 022-24225778

Fax: 022-2430 1967

Email: cmd@irel.co.in

Processed Minerals including Upgraded Ilmenite Ore Panel

Mr. Vipul R. Shah

M/s. Balkrishna Industries Ltd.

BKT House, C/15, 15th Floor

Trade World, Kamala Mills Compound

Senapati Bapat Marg, Lower Parel

Mumbai – 400031.

Tel: 022 66663800

E-mail: vipul.shah@bkt-tires.com

Auto Tyres & Tubes Panel

Mr. Viren C. Mirani,

M/s. India Gelatine & Chemicals Ltd.,

77, Mittal Chambers, 7th Floor,

228, Nariman Point,

Mumbai - 400021.

Tel.: 022 22020341/22021875 & 22000911

Fax: 022 22845522

E-mail: igclmumbai@indiagelatine.com

Ossein & Gelatine Panel

Mr. Rajiv Bazaz,

M/s. Stone Shippers Ltd.,

117, Jolly Maker-II,

Nariman Point, Mumbai – 400021.

Tel: 022 66364810

Fax: 022 2288 3020

E-mail: rajiv.bazaz@stoneshippers.com;

stoneshippers@gmail.com

Natural Stones and Products Panel

Mr. Pramod Harkisandas

M/s. New-Tech Tool Manufacturers,

61, Shah Industrial Estate,

B-Block, Deonar, Mumbai – 400088

Tel: 022-25512548/25564967

Fax: 022 25564967

E-mail: ntmfrs@gmail.com

Plywood & Allied Products Panel

Mr. R. S. Daliya

M/s. Maruti Auto Spares Parts Pvt. Ltd.

127, Linkway Estate, Link Road, Malad (West)

Mumbai – 400 064

Tel: 022-28787880

E-mail: rsdaliya@gmail.com

Rubber Products Panel

Mr. Pradeep Kumar Kheruka

M/s. Borosil Rene wables Limited

1101, Crescenzo, G Block, OPP. MCA Club,

Bandra-Kurla Complex,

Bandra (East), Mumbai - 400051

Tel: 022 67406300 Extn: 311

E-mail: @ borosil.com **Glass & Glassware Panel**

Mr. Nilesh M. Jetpariya

M/s. Kera Vitrified LLP

Flat No. 201, 2nd Floor, Seven Heights Apart.

Shyam Park, Morbi – 363641, Gujarat.

Mob: +91 9825212799

E-mail: export@keravitrified.com

Ceramics & Allied Products including Refractories Panel

Vacant

Animal By Products Panel

Vacant

Miscellaneous Products Panel

Vacant

Paper, Paper Board & Paper Products Panel

Vacant

Cement, Cement Clinkers & Asbestos Cement Products Panel



Vacant

Books, Publications & Printing Panel

Vacant

Paints, Printing Ink & Allied Products Panel

Vacant

Mfrd. Products of Carbon Graphite, Explosives and Accessories Panel

Vacant

Bulk Minerals and Ores including Salt, Coal & Aluminium Metal Panel

NORTHERN REGION

Mr. Satish Malhotra,

Regional Chairman, CAPEXIL (N.R.)

M/s. Swan Press

B-62, Okhla Industrial Area , Phase-I,

New Delhi -110 020

Phone: 011-25892831, 25893841

9810153832

E-mail: satishm@swanpress.com

satishm@ushadiaries.com

Mr. Surendra Gulati

M/s. Sidharatha Gelatines Pvt. Ltd.

1005,Gopal Heights

D-9, Netaji Subhash Place, Pitampura

New Delhi – 110 034.

Phone : 011-2735 -7077/ 7079

E-mail : surendra@sidharthagelatines.com

sidhrathagelatines@gmail.com

Animal By Products Panel

Dr. Sobha Dhawan

M/s. Deusch Motocomp Pvt. Ltd.

47, Mahila Udyami Park ,

Ecotech-III Greater Noida, U.P.

Phone : 0120-6454690

E-mail : dmplnoida@yahoo.co.in, info@dmplindia.com

Mobile No. 9811032410

Rubber Products Panel

Mr. Monit Malhotra,

M/s. Malhotra Rubbers Ltd.,

70/50A, Rama Road Industrial Area, Najafgarh Road,

New Delhi -110 015

Phone: 49994999, 49994997

E-mail : mrltires@yahoo.com, monit@mrltires.com

Mobile No.9818321113

Auto Tyres & Tubes Panel

Mr. Pradeep Gupta

M/s. Narsingh Dass & Co. Pvt. Ltd.,

E-3/16, Balram House, Darya Ganj,

New Delhi-110002 (India)

Phone: 011-23266743, 23266744

9873173277

E-mail : pradeep@narsinghdass.com

Paper, Paper Board & Paper Products Panel

Mr. Atul Jindal

M/s. Jindal wood Products (P) Ltd.,

Plot No. 132 A, Swarn Park ,

Assam Timber Market Industrial Area,

Near Rohtak Road, New Delhi

New Delhi-110 041 ,

Phone: 41421360,25462789,41421360

9310421758,

E-Mail : info@jindawood.com

info@aklumbers.com

Plywood & Allied Products Panel

Mr. Ramesh K. Mittal

M/s. D.K. Agencies (P) Ltd.,

A-15-17 Mohan Garden , D.K. Avenue,

Najafgarh, New Delhi -110 059

Phone: 25357104 ,25357105 ,25357103

E-mail : rkmittal@dkagencies.com

Books, Publications & Printing Panel

Shri Pranav Gupta

M/s. Prints Publications Pvt Ltd

Viraj Tower - 2, 4259/3

Ansari Road, Darya Ganj,

New Delhi - 110002 (INDIA)

Tel: +91-11-45355555, 41644472

Fax: +91-11-23275542

E-mail: info@printspublications.com

Books, Publications & Printing Panel

Mr. S Annamalai

M/s Pioneer Jellice India Pvt. Ltd.,

23, Vallabhai Road, Chokkikulam,

Madurai – 625 002,

Phone: 0452-253-4099, Res: 0452-2681518

Fax: 0452-253-4355

e-mail:pioneerjellice@pioneerasia.com;

annamalai@pioneerasia.com

Ossein & Gelatine Panel.



Mr. Sandeep Gupta
M/s. Universal Carbons India, Tanda Road,
Hoshiarpur-146001
Phone: 01882-238405, 239559, 239059, 252159
E-mail : universalcarbons@gmail.com

Miscellaneous Products Panel

Shri V.K.Seth
M/s Sakata Inx (India) Pvt. Ltd.,
D-1, Infocity Phase-II, Sector-33, Gurugram,
Haryana- 122001
Phone: 124-4803311
9810111861
E-mail : vkseth@sakataindia.com

Paints, Printing Ink & Allied Products Panel

Mr. Yogesh Sachedeva
M/s. Savitri Overseas ,
B-Villa, Central Park-I, Sector-42,
Golf Course Road, Gurgaon-122002, Haryana
Phone: 0124-3251075-76,85,86
011-66173950
E-mail : accounts@savitriramsons.in,
stone@savitriramsons.in

Natural Stones & Products Panel

Shri Manish Gulati
M/. HEG Ltd.,
Bilwara Tower , A-12, Sector-1, Noida-201301, U.P.
Phone: 0120-2541810
9810602295
E-mail : manish.gulati@lnjbhilwara.com
**Manufactured Products of Carbon Graphite, Explosives
& Accessories Panel**

Shri G. P. Nirmal
M/s. Kajaria Ceramics Ltd.
J-1/B-1 (Extn.), Mohan Co-Operative Industrial Estate
Mathura Road, New Delhi 110044
Phone: 011 - 26946409 / 26946411,
Mob. : +91-9810054612
E-Mail : gpn@kajariaceramics.com,
newdelhi@kajariaceramics.com
Ceramics & Allied Products including Refractories Panel

Shri Gopal Ganatra
M/s. Asahi India Glass Ltd.
3rd Floor, Tower D, Global Business Park, M.G. Road ,
Gurgaon- 122002. Haryana
Mob: +919810472009 / 931024446
E-mail: gopal.ganatra@aisglass.com
Glass & Glassware Panel

**Vacant
Cement, Cement Clinkers & Asbestos Products Panel**

Shri Gaurang Singhal
Post Box No. 21, E-101, Road No. NO.1, Mewar
Industrial Area, Madri ,
Udaipur, Rajasthan.
Phone: **91-294-2494600 to 02**
Email: grs@wolkem.com
**Processed Minerals including Upgraded Ilmenite Ore
Panel**

Shri Shiv Kumar Jain
M/s Misrilal Mines Pvt. Ltd.,
Mineral House, 1st floor
27-A, Camac Street, Kolkata – 700 016.
Phone: 033-2287-7880
Fax: 033-2287-8563
E-mail :jainshivkr@gmail.com,
sjain@misrilaljaingroup.co
M 9831005995
**Bulk Minerals & Ores including Coal, Salt & Aluminium
Metal Panel**

M/s. Exim Bank India Pvt. Ltd.,
Statement House,
148, Barakhamba Road,
New Delhi-110 001
Phone: 23326625,23322758
Invitee

Director
Department of Revenue
Directorate of Drawback
Jeevandeep Building, Parliament Street
New Delhi – 110 001
Phone : 011-23341079 / 23360545
Fax: 011-2334179 / 23360813**Invitee**

Addl. Director
Office of the Addl. DGFT (CLA)
A-Wing, I.P. Bhawan, Indraprastha Estate
New Delhi – 110 001.
Phone : 011-23379111/9112/9113
E-mail : jdgt-cla@nic.in
Invitee

Export Credit Guarantee Corporation of India, World
Trade Tower, 4th Floor
Barakhamba Lane, New Delhi – 110 001.
Phone:01141529912/3Fax:011-41529918
Invitee



SOUTHERN REGION

Mr. R. Veeramni,
Regional Chairman, CAPEXIL (S.R.)
M/s. Gem Granites,
No.78, Cathedral Road,
Chennai – 600 086.
Phone : 044-28115190-99 (10 lines)
E-Mail: veeramani@gemgranites.com;

Mr. Sajiv K. Menon
M/s. Nitta Gelatin India Ltd.
Post Box 4262, 50/1002, SBT Avenue,
Panampilly Nagar, Cochin -682 036.
Phone : 0484 – 2317805 / 2317904
E-mail : suseelan@nittagelindia.com
Ossein & Gelatine Panel

Shri. M. Ravinder Reddy,
M/s. Bharathi Cement Corporation Pvt. Ltd.,
8-2-626, Road No.10, Banjara Hills,
Hyderabad – 500 034.
E-mail.: ravinderreddy.m@vicat.com
Mobile: 9848040526.
**Cement, Cement Clinkers & Asbestos Cement
Products Panel**

Mr. V. Subbiah
M/s. Netique Infotech Pvt. Ltd.,
31, Sriram Mansion, 6th Cross, CT BED ROAD,
BSK 2ND STAGE,
Bangalore – 560 070.
E-Mail ragesh@papyrus300.com
Mobile:9845106613
Paper, Paper Board & Paper Products Panel

Mr. J. Krishnamurthy
M/s. Saint-Gobain Glass India Ltd.
Plot No. A-1, SIPCOT Industrial Park
Sriperumbudur – 602 105
Kanchipuram Dist.
Phone : 044-2716 0281/2832/34/ 35
E-mail : krishnamurthy@saint-gobain.com
Glass & Glassware Panel

Shri M. Gopalakrishnan
M/s. Gemwood
Devi Kripa, Chittoor Road, Valanjambalam
Cochin 682016
Phone : 2376819 / 2376748
E-Mail : gopal@gemwood.com
Plywood & Allied Products Panel

Mr. S. Venkatesh Kumar
M/s. P. Subbaraj & Co.
No.5, 1st Street, Sylvan Lodge Colony, Kilpauk
Chennai – 600 010.
Phone : 044-2642 1845/26420791
E-mail : info@psubbaraj.com; svkumar@psubbaraj.com;
Animal By Products Panel

Mr. P.S. Kannan
M/s. Vajra Rubber Products Pvt. Ltd.
XII / 371 A, Pyngode, Konathukunnu P.O. (Via.)
Irinjalakuda , Thrissur – 680 123.
Phone : 0480 – 286 0402 / 2862672
E-mail : contact@vajrarubber.com
kannanps16@hotmail.com
Rubber Products Panel

Mr. N. Mahesh
M/s. Devinarayan Granites Ltd.
2, Link Street, 2nd Floor, 4th Main Road,
Kottur Gardens, Chennai – 600 085.
Phone : 044-2447 4362 / 099466 63079
E-mail : mahesh@devinarayan.com
Natural Stones & Products Panel

Mr. A. R. Palaniappan
M/s. The Metal Powder Co. Ltd.
Maravankulam,
Thirumangalam – 625 706, Madurai Dist.
Phone : 04549-280599 / 281995
E-mail : info@mepco.in / rams@mepco.in
Paints, Printing Ink & Allied Products Panel

Mr. S. Mathan Babu
M/s. TVS Srichakra Limited
Sudharshan Bldg., No. 14
5th Floor, Royapettah, Whites Road
Chennai – 600 014.
Phone : 044 – 2852 6007 / 2852 3853
E-mail : pillai@tvstyres.com
Auto Tyres & Tubes Panel

Mr. Ashwin Chesetty
The Premier Mica Company
38, seethammal Road, Chennai - 600 018.
Phone : 044 - 24338653
E-mail : premica@micaindia.com
**Processed Minerals including Upgraded Ilmenite Ore
Panel**



Mr. Ravi Decee
M/s. D.C. Books
IX 1343 A, DCB COMPLEX, GOOD SHEPHERD STREET,
KOTTAYAM-686001, Kerala
Ph.: 0481-2563114/2301614
Fax No.: 0481-2564758
Email: info@dcbooks.com; ceo@dcbooks.com;
Books, Publications & Printing Panel

Mr. Tapas Kumar Haldar
M/s. Murugappa Morgan Thermal Ceramics Ltd.,
P.B.NO. 1570, Dare House Complex,
Old NO. 234, NO.2, N.S.C. Bose Road,
Chennai 600001. Tamil Nadu .
Email : mmtcl.india@morganplc.com;
tapas.haldar@morganplc.com;
Mobile : 09840430676,
Phone: 044-25306876, 25345986,
Ceramics & Allied Products including Refractories Panel

Mr. S. Meenakshi Sundaram,
M/s. Archean Chemical Industries Private Limited
NO.2, North Crescent Road,
T. Nagar, Chennai 600017. Tamil Nadu.
Phone : 044-61099999.
Mobile : 09884095295.
Email : sundaram@archeangroup.com,
info@archeanchemicals.com;
**Bulk Minerals & Ores including Coal, Salt and
Aluminium Metal Panel**

Mr. A.M.S.G. Ashokan,
The Baby Match Industries,
102-A, Chairmn A. Shanmugam Road,
Sivakasi, Virudhunagar Dist., Sivakasi – 626 123.
Phone : 04562-220117
E-mail.: ashokan@arasanaluminium.com;
arasaninternational@gmail.com
ashokan@arasanaluminium.com
arasaninternational@gmail.com
Miscellaneous Products Panel

Mr. R. Vijaya Kannan
M/s. Vetrivel Explosives Pvt. Ltd.,
135-F, Kennedy Nagar,
Salem – 636 005. Tamil Nadu.
Phone : 0427-2336628/6629/2335658
Mobile no. 09500411899.
E-mail: vijayakannan@vetrivelexplosives.com;
export@vetrivelexplosives.com;
**Mfrd. Products of Carbon Graphite, Explosives &
Accessories Panel**

EASTERN REGION

Mr. Chittaranjan Bhattacharjee
Regional Chairman, CAPEXIL, ER
M/s. Vishal Coating Pvt. Ltd.,
73/15, Kaikhali, Chiriamore,
P.O. R-Gopalpur, 24-Parganas (North),
P.S. Dum Dum Airport, Pin-700136,
Phone: 033-2556-7887/2556-6807
Fax: 033-2573-1420
E-mail: chittabhattacharjee@rediffmail.com
Paints, Printing Ink & Allied Products Panel

Mr. Shiv Kumar Jain
M/s. Misrilall Mines Pvt. Ltd.
Mineral House, 1st Floor, 27-A, Camac Street
Kolkata-700 016.
Phone: 033-2287-7880/ 2287-8663
Fax: 033-2287-8563
E-Mail: jainshivkr@gmail.com
sjain@misrilalljaingroup.co

**Bulk Minerals & Ores including Salt, Coal & Aluminium
Metal Panel**

Mr. Samir Kumar Ghosh
M/s. Allied Ceramics Pvt. Ltd.
29, Mahesh Mukherjee Feeder Road,
Belgharia, Kolkata-700056
Phone: 033-22659245/2265-0828
E-Mail: iplacpl@alliedceramics.net
Ceramics & Allied Products including Refractories Panel

Mr. Vineet Kedia
M/s. Kedia Brothers
21, Burtolla Street, Kolkata-700 007
Phone: 033-2268 -2331/4683/8905
Fax: 033-2268 1348
E-Mail: exports@kediabrothers.com;
vineet100@hotmail.com
Miscellaneous Products Panel

Mr. Sudhangshu Dey
M/s. Deys Publishing
13, Bankim Chatterjee Street,
Kolkata-700073
Phone: 033-2241-2330/2219-7920
Fax: 033-2219-2041
E-Mail: deyspublishing@hotmail.com
Books, Publications & Printing Panel



Mr. Anand Dalmiya
M/s. Birla Corporation Ltd.
9/1, R.N.Mukherjee Road, Kolkata-700001
Phone: 033-2248-0716/2210-7658
Fax: 033-2288-4426
E-Mail: adalmiya@birlacorp.com
**Cement, Cement Clinkers & Asbestos Cement
Products Panel**

Mr. Sanjeev Mishra
M/s. Tega Industries Ltd.
147, Block-G, New Alipore, Kolkata-700 053
Phone: 033-3001-9000
Fax: 033-2396 3649
E-Mail: sanjeev.mishra@tegaindustries.com
Rubber Products Panel

Mr. Om Prakash Prahladka
M/s. Hitaishi KK Manufacturing company Private Limited
1, B.K.Paul Avenue, Kolkata-700005
Phone: 033-22716301
033-2218-0586/2356-3357
E-Mail: ho@hitaishi.com
Plywood & Allied Products Panel

Mr. Mukul Somani
M/s. HINDUSTHAN NATIONAL GLASS & INDUSTRIES
LIMITED.
2, RED CROSS PLACE, Kolkata-700001
Phone: 033-22543100/990347040
Fax: 033-22543130
E-mail: uktripathi@hngil.com
msomany@hngil.com
Glass & Glassware

Ms. Anuradha Roychowdhury
M/s. Delta Scorpius
130/182, PRINCE GOLAM
HOSSAIN SHAH ROAD, Kolkata- 700032
Phone: 9477063782
E-Mail: anuradha40su@yahoo.com
**Processed Minerals including Upgraded Ilmenite Ores
Panel**

MR. SUDHIR SEKHSARIA
M/s. Harshit International.
159,RABINDRA SARANI 5TH FLOOR,
Kolkata-700 007
Phone: 9830384291
E-Mail: harshitinternational18@gmail.com
Natural Stones & Products Panel

MR. NILESH ARUNKUMAR GANDHI
M/s. NIZONA MARINE PRODUCTS PRIVATE LIMITED
71/17, 2ND FLOOR, TOPSIA ROAD SOUTH,
KOLKATA- 700046
Phone: +91 9920959744
Email: Nileshgandhi.here@gmail.com
Ossein & Gelatine Panel

Ms. ROHIT KUMAR MARWADI
M/s. HIMADRIYATI FOOD PRODUCTS PRIVATE
LIMITED
JOGIVITA, PO NEW CHAMPTA, SILIGURI,
DARJEELING- 734009
Phone: +918389038031
Email: rohitmarwadi21@gmail.com
rohit@himadriyati.com
Animal By Products Panel

Vacant
Auto Tyres & Tubes Panel

Vacant
**Manufactured Products of Carbon Graphite,
Explosives and Accessories Panel**

Vacant
Paper, Paper Board and Paper Products Panel



ANNEXURE-II

STATEMENT SHOWING PANEL AND ITEM WISE EXPORTS OF CAPEXIL'S PRODUCT

PANEL-WISE REVIEW (STATEMENT SHOWING PANEL/ITEM –WISE EXPORTS OF CAPEXIL'S PRODUCTS FOR THE YEAR 2020-21 VIS-A-VIS 2021-22) –Value in Rs. Million and USD Million.:

**Data for 2020-21 contains some additional HS Codes*

Values in USD Million	Value in Rs Million		Value USD Rs Million	
	2020-21 Export	2021-22 Export	2020-21 Export	2021-22 Export
Minerals & Ores	918734.04	997485.98	11854.59	13376.55
Panel Bulk Minerals and Ores	686119.29	720048.56	8717.02	9659.12
Aluminium ingot	262333.61	451318.65	3532.89	6046.73
Bauxite other than calcined	95.04	165.23	1.29	2.22
Chrome ores	71.98	89.71	0.97	1.21
Coal	5970.73	10414.61	74.93	138.85
Copper ores	7689.38	3964.55	103.19	52.74
Gold and silver ore	0.16	0.04	0	0
Iron ores	352585.23	234197.15	4760.38	3150.76
Manganese ores	974.94	588.19	12.94	7.87
Ores n.e.s	43186.21	3944.70	52.47	52.9
Salt	13191.30	15318.98	177.68	205.22
Zinc ores	20.72	46.76	0.28	0.62
Panel Natural Stones and Products	161877.39	177513.32	2182.83	2378.77
Granite and Products	113279.78	126461.80	1529.82	1695.97
Marble and Products	2168.43	2396.18	28.95	32.14
Other stones & products	43975.22	45922.26	590.9	613.97
Slate stone	2453.97	2733.09	33.16	36.69
Panel Processed Minerals	70737.36	99924.10	954.74	1338.66
Bleaching Earth	2306.00	2286.79	31.09	30.7
Aluminium hydrate	1473.42	1380.60	19.91	18.52
Ball Clay	533.42	842.15	7.22	11.27
Barytes	6261.47	11075.67	84.12	148.19
Bentonite	5215.66	5850.48	70.2	78.51
Calcined alumina (including other aluminium oxide)	28280.78	47334.38	382.29	633.34
Calcined Bauxite	467.40	333.35	6.28	4.49
Calcined Magnesite	7.31	16.50	0.1	0.22
Dolomite	349.09	392.84	4.66	5.27
Feldspar	3931.13	4194.51	52.9	56.3
Garnet	1265.59	1433.74	17.11	19.23
Ilmenite	0.00	0.00	0	0
Iron oxide	747.01	1190.42	10.1	15.95
Kaolin	1610.49	2398.33	21.76	32.15
Kyanite	9.03	15.38	0.12	0.21
Manganese dioxide	227.85	258.82	3.08	3.48
Natural Graphite	42.99	46.96	0.58	0.63



Processed Minerals n.e.s	1530.26	1544.28	20.65	20.72
Quartz	6221.07	7565.26	84.06	101.53
Silica Sand	63.01	4.93	0.83	0.06
Siliceous fossil meals	75.81	61.19	1.02	0.83
Sillimanite	94.36	64.35	1.27	0.86
Steatite	4364.08	5201.97	59.06	69.85
Wollastonite	311.81	282.26	4.2	3.78
Upgraded ilmenite	5348.32	6148.95	72.13	82.57
Non-Minerals	966842.59	1333377.56	13033.54	17887.27
Panel Animal By Products	23127.69	31043.70	312.26	416.15
Animal blood prepared for therapeutic, prophylactic or diagnostic uses	67.23	72.88	0.91	0.97
Animal Feed	2931.86	2612.88	39.34	35.02
Animal Glue	5379.27	6439.26	72.46	86.38
Animal substance for therapeutic uses	5351.59	9488.35	72.46	127.09
Bone grist	0.00	0.00	0	0
Bone/horn (whole or part) buttons/blanks/plates/articles thereof, shark bones	1792.26	2336.79	24.22	31.31
Crushed & degreased bones incl. bone chips	50.65	78.39	0.68	1.05
Dog or cat food put up for retail sale	3379.02	4587.53	45.77	61.53
Enzyme; Prepared enzymes	664.97	671.92	8.97	9.02
Hemoglobin blood globulins & serum globulins	0.00	0.00	0	0
Hides and skins of Bovine & Equine	30.92	13.36	0.42	0.18
Horn meal and hoof meal	292.43	302.55	3.96	4.05
Meat and bone meal	104.62	174.79	1.42	2.34
Meat extracts	0.04	0.02	0	0
Wool Grease and Fatty Substncs (Lanolin)	196.72	508.75	2.66	6.82
Other articles of leather, composite leather	2706.26	3578.90	36.56	48.01
Others (other than bones, horncores, ossein etc)	169.35	130.97	2.29	1.76
Pigs,Hogs/Boars Bristls And Hair	0.99	17.34	0.01	0.23
Silkworm Pupae Artemia	2.73	19.49	0.04	0.26
Others	6.78	9.55	0.09	0.13
Panel Auto Tyres and Tubes	145486.59	217886.91	1967.61	2922.59
Auto Tubes	4227.48	5331.30	57.28	71.52
Auto Tyres	140350.35	211354.96	1898.03	2834.96
Tyre Flaps	908.76	1200.65	12.3	16.11
Panel Books, Publications and Printing	18153.10	26668.34	245.45	357.69
Books & pamphlets	15367.80	23144.83	207.87	310.42
Newspapers, journals & periodicals	70.36	66.40	0.95	0.89
Picture postcards/greeting cards etc.	838.31	1123.53	11.34	15.07
Printed materials	1876.62	2333.58	25.29	31.31
Panel Cement, Clinkers and Asbestos Cement Products	48437.11	66379.35	654.83	890.45
Asbestos cement products	31012.87	49498.06	419.67	664.02
Cement	8640.96	8759.33	116.59	117.39
Clinkers	3410.63	1972.32	45.97	26.55



Fly Ash	5372.65	6149.65	72.6	82.49
Panel Ceramics and Allied Products	169912.77	186127.49	2296.62	2497.33
Asbestos jointings	473.39	456.72	6.41	6.15
Ceramic products nes	10104.35	12193.01	136.58	163.54
Ceramic tiles	121021.56	127492.49	1635.89	1711.24
Emery	448.91	370.71	6.02	4.98
Insulators	3449.19	4866.61	46.6	65.1
Other asbestos products	503.77	679.45	6.84	9.08
Refractory bricks	13744.06	13287.38	185.48	178.13
Refractory materials	7353.64	9778.45	99.43	131.09
Roofing tiles	39.18	47.18	0.5	0.63
Sanitaryware	10401.34	13133.56	140.72	176.14
Tableware/kitchenware/potteryware	2373.39	3821.96	32.15	51.25
Panel Glass and Glassware	62593.87	80655.95	845.89	1082.09
Clinical thermometer	10.85	8.36	0.14	0.11
Electrical insulator of glass	85.58	97.31	1.16	1.31
Fibre glass	8774.96	12700.16	118.58	170.23
Figured & wired glass	99.44	211.41	1.34	2.83
Float glass	3495.27	4563.99	47.07	61.21
Glass and glassware nes	16881.92	19505.03	228.32	262.01
Glass bangles	297.50	437.81	4.01	5.88
Glass beads and false pearls	1489.91	2172.72	20.18	29.18
Glass lampwares	133.08	140.38	1.8	1.87
Glass mirrors	4860.44	6788.71	65.9	91.06
Glass phials/bottles	18157.56	23577.89	245.1	316.26
Ophthalmic blanks & lenses	921.12	529.20	12.38	7.09
Safety glass	3338.26	4482.66	45.16	60.15
Scientific glassware	1734.15	2203.76	23.44	29.54
Sheet glass	139.06	210.06	1.88	2.81
Signalling glassware	2.23	5.47	0.03	0.07
Table/kitchenware of glass	1872.78	2594.10	25.35	34.77
Vacuum flasks	299.77	426.95	4.05	5.71
Panel Graphite, Explosives and Accessories	23251.99	36118.03	313.78	484.18
Detonator/detonating fuse/safety fuse etc	4826.28	5970.42	65.23	80.05
Graphite electrodes	12808.79	20634.43	172.83	276.4
Graphite fines	788.09	1331.14	10.64	17.85
Graphite products nes	4828.83	8182.05	65.08	109.88
Panel Miscellaneous Products	32702.36	37350.90	405.49	500.96
Activated carbon	15142.73	20641.43	204.41	276.87
Coconut shell charcoal	322.98	767.93	4.46	10.31
Cutch extracts	622.75	327.88	8.4	4.4
Fireworks	11.56	170.69	0.16	2.27
Gambier extracts	3.75	0.56	0.05	0.01
Myrobalan extract	41.96	71.86	0.57	0.97
Other dyeing & tanning extracts	1261.74	313.31	16.94	4.2



Safety matches	4644.13	4486.07	62.8	60.28
Superphosphates and Other fertilizers	6004.93	5047.14	81.03	67.57
Urea	1785.87	1248.74	23.78	16.73
Non-Refractory Mortares	152.30	277.12	2.05	3.72
Prepared Binders for Foundry Moulds or Cores	2707.68	3998.18	0.84	53.63
Panel Ossein and Gelatine	4475.46	4988.56	60.31	66.9
Gelatine	3288.19	3367.21	44.28	45.18
Ossein	692.88	988.95	9.36	13.25
Peptones	494.39	632.40	6.67	8.47
Panel Paints, Printing Ink and Allied Products	93807.00	128871.45	1268.19	1728.53
Aluminium paste and powder	1406.65	1946.89	18.98	26.12
Copper Powder & Flake	22.23	70.00	0.3	0.94
Chlorinated rubber	18.51	10.58	0.25	0.14
Chrome pigments	3088.18	3135.55	41.73	42.06
Glues	4909.79	6595.61	66.42	88.44
Gum and other rosin	44.51	83.69	0.61	1.12
Lead pigments	662.34	1106.01	8.97	14.81
Linseed oil	22.41	13.25	0.3	0.18
Metal polish	316.85	390.19	4.27	5.23
Other inks	946.19	1151.59	12.8	15.41
Other polish	72.02	125.76	0.98	1.69
Paints varnishes & allied products	6418.43	7985.71	86.66	107.06
Pigments and colouring materials	45083.53	59538.26	609.37	798.63
Printing ink	11079.88	15100.48	149.78	202.6
Shoe polish	71.21	125.11	0.96	1.67
Spirit of turpentine	2.70	11.30	0.04	0.15
Synthetic enamel	105.90	83.72	1.42	1.12
Synthetic resin	11581.32	20282.55	156.89	272.04
Thinner	693.51	806.99	9.36	10.81
Titanium dioxide	2990.60	5320.22	40.27	71.39
Ultramarine Blue	1316.93	1729.94	17.81	23.21
Wire enamel	121.56	101.37	1.64	1.36
Zinc oxide	2831.73	3156.71	38.38	42.35
Panel Paper, Paper Board and Products	146592.51	241058.77	1979.3	3235.3
Envelopes/writing blocks/letter pads	1512.40	2266.43	20.44	30.43
Exercise books/diaries etc.	10546.02	13583.26	142.11	182.29
Lead slip pencil	1964.11	2605.35	26.34	34.95
Other paper & paperboard	85025.66	153383.58	1148.27	2059.38
Paper bags/boxes/other containers	10868.30	18386.38	146.83	246.58
Paper cones/Tubes etc.	711.20	895.03	9.61	12
Paper products nes	28459.47	39056.47	384.55	523.79
Playing cards	551.02	860.37	7.47	11.52
Printing & writing paper	4101.48	4746.86	55.17	63.57
Tissue paper incl. cigarette paper	2605.37	5044.91	35.18	67.7
Typewriter, other ribbon and ink pad	247.50	230.11	3.33	3.09



Panel Plywood and Allied Products	90886.49	130655.54	1231.21	1752.25
Cork and cork products	275.80	342.02	3.74	4.6
Hard board of wood fibre	2665.51	4643.05	36.03	62.28
Other articles of wood	24725.81	38436.01	334.96	515.58
Other plywood and products	2757.99	5323.74	37.24	71.36
Sandalwood chips	79.54	96.91	1.08	1.3
Sawn timber	271.10	529.64	3.67	7.1
Tea chest panel	4.75	3.63	0.06	0.05
Veneer	1853.63	2426.63	25.13	32.52
Electrical Insulators Of Any Material	2546.41	3439.33	34.36	46.12
Wooden furniture	54361.47	73588.91	736.73	986.85
Parts & Accessories of Musical Instruments	1344.50	1825.67	18.21	24.49
Panel Rubber Products	107415.66	145572.60	1452.6	1952.85
Automotive Components	12355.02	17121.83	167.34	229.75
Bicycle Tubes	1765.63	2165.94	23.88	29.1
Bicycle Tyres	3194.70	4337.44	43.2	58.2
Conveyor, Transmission, V Belts	9059.55	12846.90	122.36	172.26
Floor Covering & Mats	6024.71	7631.97	81.49	102.44
Gaskets, Washers & Seals	14646.13	20059.49	198.1	269.08
Hoses	10820.32	16610.47	146.5	222.84
Latex, Dipped & Medical Including Contraceptives	15054.20	17565.15	203.53	235.69
Reclaim Rubber	4185.38	5574.53	56.62	74.79
Rubber Waste /Rubber Powder/Rubber Granules	80.00	204.87	1.08	2.74
Rubber Cots & Aprons	527.23	741.58	7.14	9.94
Rubber Products Nes	1540.72	1908.52	20.8	25.6
Rubber Sheets	19956.17	27389.13	269.94	367.35
Synthetic Rubber	8205.89	11414.79	110.62	153.07
Grand Total	1885576.64	2330863.55	24888.13	31263.82



Glimpses of CAPEXIL through the lens.....



Shri. B.H. Patel, President, CAPEXIL, delivering speech before the members at the 63rd Annual General Meeting of CAPEXIL held on 14th December, 2021 in, Kolkata.



Shri. A.M.S.G. Ashokan, Vice President, CAPEXIL, delivering speech before the members at the 63rd Annual General Meeting of CAPEXIL held on 14th December, 2021 in Kolkata.



Shri. R. Veeramani, Chairman- Natural Stones & Products Panel and Regional Chairman (SR), CAPEXIL addressing the Audience at the 63rd Annual General Meeting of CAPEXIL held on 14th December 2021 in Kolkata.



A Cross Section of the Audience at the 63rd AGM of CAPEXIL



Group Photo of CoA Members on the occasion of 63rd AGM at Kolkata



CoA Members OF CAPEXIL



Shri A.M.S.G. Ashokan
President, CAPEXIL &
Chairman - Misc. Products
Panel



Shri Ramesh K. Mittal
Vice-President, CAPEXIL
Chairman - Books
Publications & Printing Panel



Shri B H Patel
Chairman – Plywood &
Allied Products Panel



Shri R. Veeramani
Chairman SR & Chairman -
Natural Stones & Products
Panel



Shri Satish Malhotra
Chairman NR & Chairman
Paper, Paper Board &
Paper Products Panel



Shri P Prasanth
Chairman – Auto Tyres
& Tubes Panel



Shri S V Kumar
Chairman – Animal By
Products Panel



Shri C R Bhattacharjee
Chairman ER & Chairman -
Paints, Printing Ink &
Allied Products Panel



Shri Deependra Singh
Chairman – WR, Chairman
Processed Minerals Incl.
Upgraded Ilmenite Ore Panel



Shri M Ravinder Reddy
Chairman – Cement,
Cement.Clinkers & Asbestos
Cement Products Panel



Shri S K Ghosh
Chairman – Ceramics &
Allied Products Incl.
Refractories Panel



Shri S Annamalai
Chairman – Ossein and
Gelatine Panel



Shri K Vaidyalingam
Chairman – Rubber
Products Panel



Shri R Vijaya Kannan
Chairman - Mfrd. Products
of Carbon Graphite,
Explosives & Accessories Panel



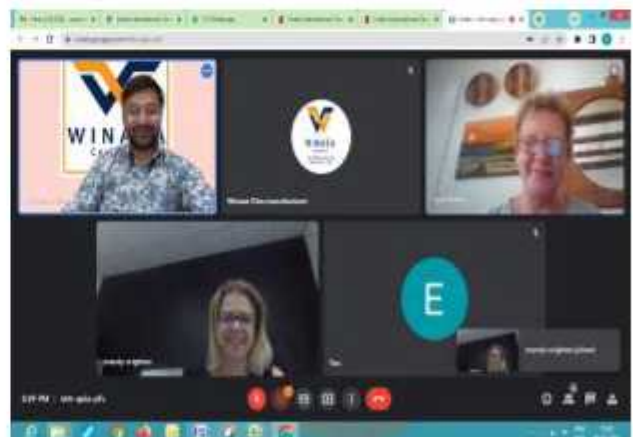
Shri Shiv Kumar Jain
Chairman-Bulk Minerals&
Ores incl.Salt,Coal &
Aluminium Metal Panel



“AZADI KA AMRIT MAHOTSAV”, “VANIJYA UTSAV” AT KOLKATA DURING 21ST & 22ND SEPTEMBER 2021
Shri B. H. Patel, President, CAPEXIL, Mr. Rahesh Rathod, Executive Director, WBIDC,
Dr. B K Panda, Development Commissioner, SEZ, Falta, Mrs. Sengupta, Addl. DGFT, Kolkata.



INDIAN EXPORTER WITH COLOMBIAN IMPORTER DURING VIRTUAL IICBMF CUM B2B MEETS DURING 8TH TO 11TH MARCH 2022



INDIAN EXPORTER WITH SOUTH AFRICAN IMPORTER DURING VIRTUAL IICBMF CUM B2B MEETS DURING 8TH TO 11TH MARCH 2022



VIRTUAL B2B MEETING BETWEEN AZERBAIJANI IMPORTERS AND INDIAN EXPORTERS OF CERAMIC PRODUCTS IN ASSOCIATION WITH EMBASSY OF INDIA, AZERBAIJAN ON 27TH JULY 2021



The Indian Pavilion including Capexil Publication Division and NBT stalls was inaugurated by the Dr. Aman Puri, IFS, Consulate General of India, Dubai.



Dr. Aman Puri, IFS, Consulate General of India, Dubai, released various books of the different publishers during the fair.

