



कैपेक्सिल
CAPEXIL



62nd

ANNUAL REPORT

वार्षिक प्रतिवेदन

2019-2020



CAPEXIL

PAST CHAIRMEN / PRESIDENT OF CAPEXIL

1958-59	Late Lala Charat Ram	1989-90	Late N. B. Patel
1959-60	Late Lala Charat Ram	1990-91	Late N. B. Patel
1960-61	Mr. R. Chakraborty	1991-92	Late A. C. Padamsee
1961-62	Dr. D. Banerjee	1992-93	Late A. C. Padamsee
1962-63	Dr. D. Banerjee	1993-94	Mr. S. S. Dhupia
1963-64	Mr. C. D. Thakkar	1994-95	Mr. S. S. Dhupia
1964-65	Dr. D. Banerjee	1995-96	Mr. R. Veeramani
1965-66	Late M. S. Judge	1996-97	Mr. R. Veeramani
1966-67	Mr. G. K. Bhagat	1997-98	Late Sukumar Das
1967-68	Mr. G. K. Bhagat	1998-99	Late Sukumar Das
1968-69	Mr. H. L. Somany	1999-2000	Late P. N. Roy
1969-70	Late L. M. Jamnadas	2000-01	Late P. N. Roy
1970-71	Late L. M. Jamnadas	2001-02	Mr. M. F. Vohra
1971-72	Late B. S. Gupta	2002-03	Mr. M. F. Vohra
1972-73	Late G. U. Mehta	2003-04	Mr. G. Ashokann
1973-74	Mr. S. S. Kahlon	2004-05	Mr. G. Ashokann
1974-75	Mr. M. S. K. Eswaran	2005-06	Mr. S. K. Ghosh
1975-76	Late I. H. Padamsee	2006-07	Mr. S. K. Ghosh
1976-77	Late B. K. Khaitan	2007-08	Mr. Surendra Gulati
1977-78	Late M. L. Mehra	2008-09	Mr. Surendra Gulati
1978-79	Mr. S. Vedam	2009-10	Mr. B. H. Patel
1979-80	Mr. B. L. Arukia	2010-11	Mr. B.H. Patel
1980-81	Mr. V. P. Gupta	2011-12	Late C. K. Somany
1981-82	Mr. R. K. Jain	2012-13	Late C. K. Somany
1982-83	Late I. H. Padamsee	2013-14	Mr. V. Subbiah
1983-84	Late S. L. Goenka	2014-15	Mr. V. Subbiah
1984-85	Mr. O. P. Jalan	2015-16	Mr. Ramesh K. Mittal
1985-86	Late C. M. Chawla	2016-17	Mr. Ramesh K. Mittal
1986-87	Late C. M. Chawla	2017-18	Mr. R. Veeramani
1987-88	Late K. K. Bhatia	2018-19	Mr. R. Veeramani
1988-89	Late K. K. Bhatia	2019-20	Mr. B. H. Patel



**THE COMMITTEE OF ADMINISTRATION
TO THE MEMBERS OF CAPEXIL**

The Committee of Administration of CAPEXIL constituted at the 61st Annual General Meeting held in Kolkata on 27th December, 2019, has pleasure in presenting to the members of CAPEXIL the Annual Report together with the Audited Balance Sheet and Income & Expenditure Accounts for the year ended, 31st March 2020.



Contents

Sl.No.	Title	Page No.
	Hierarchical Tree	03-04
	Registered Office & Head Office, Regional offices, Bankers and Statutory Auditors	05
1.	Organizational Overview	
1.1	Vision	06
1.2	Mission	06
1.3	Services	06
1.4	Products Spectrum	07
1.5	Period-wise Membership Strength	07
1.6	Region-wise Membership Strength	08
1.7	Primary Focus	08-09
1.8	Office Set Up	09
1.9	Functional Sub-Committees	09
1.10	Meetings	10
2.	Review of Exports during 2019-20	
2.1	Export Target Vs. Export Achievement	11
2.2	Export Trends from 2015-2016 onwards-Graphical Depiction	12
2.3	Panel-wise Export Performance Review	13-15
2.4	Top 30 Export Destinations of All Merchandise of CAPEXIL	16
2.5	Top 30 Export Destinations of Mineral and Ores	17
2.6	Top 30 Export Destinations of Non- Mineral Products	18
2.7	Country-wise distribution of Exports of CAPEXIL's Products in World Market	19-24
2.8	Region-wise distribution of Exports of CAPEXIL's Products in World Market	25
3.	Policy Constraints vis-à-vis CAPEXIL's Representations & Assistance	
3.1	A Brief Account	26-36
4.	Export Promotion Activities	
4.1	Business Delegation and Buyer Seller Meet- Cum- Exhibition Abroad	37
4.2	Overseas Trade Fairs/ Exhibitions	37
4.3	Reverse Buyer Seller Meet Cum Exhibition	38
4.4	Participation in Domestic Fairs by CAPEXIL	38
4.5	Export of Working, Seminar, Conference and Open House Meet	38
4.6	Visit of Foreign Dignitaries and Trade Representatives	39
4.7	Other Export Promotion Activities	39
5.	Publicity and Publication	
6.	Financial Statements	
6.1	Report of the Committee of Administration (CoA)	42-51
6.2	Auditors Report, Audited Statement of Accounts	52-69
7.	ANNEXURES	
	Annexure-I : List of the Regional Committee Members of CAPEXIL (2019-20)	70-74
	Annexure-II : Statement Showing Panel and Item-wise exports statistics of CAPEXIL for the years 2019-20 vis-a-vis 2018-19	75-79
	Annexure-III : CAPEXIL Export Award winners for the year 2015-16 & 2016-17	80-90



CAPEXIL

President

Mr. B. H. Patel

Vice President

Mr. G. Ashokann

REGIONAL CHAIRMEN

Mr. Ramesh K. Mittal, Northern Region
Mr. M. F. Vohra, Western Region

Mr. C. R. Bhattacharjee, Eastern Region
Mr. R. Veeramani, Southern Region

COMMITTEE OF ADMINISTRATION 2019-20

Plywood & Allied Products Panel

Mr. B. H. Patel
M/s. Patel Wood Syndicate
Mumbai.

Books, Publications & Printing Panel

Mr. Ramesh K. Mittal
M/s. D.K. Agencies Pvt. Ltd.,
New Delhi.

Miscellaneous Products Panel

Mr. G. Ashokann
The Baby Match Industries
Sivakasi.

Paints, Printing Ink & Allied Products Panel

Mr. C. R. Bhattacharjee
M/s. Vishal Coating Pvt. Ltd.,
Kolkata.

Natural Stones & Products Panel

Mr. R. Veeramani
M/s. Gem Granites,
Chennai.

Paper, Paper Board & Paper Products Panel

Shri Satish Malhotra
M/s. Swan Press
Delhi.

Bulk Minerals & Ores incl. Salt, Coal & Aluminium Metal Panel

Mr. Shiv Kumar Jain
M/s. Misrilal Mines Pvt. Ltd.,
Kolkata

Processed Minerals including Upgraded Ilmenite Ore Panel

Mr. Deependra Singh
M/s. IREL (India) Limited
Mumbai.

Rubber Products Panel

Mr. M. F. Vohra
M/s. Zenith Industrial Rubber Products Pvt. Ltd.
Mumbai

Glass & Glassware Panel

Mr. P. K. Kheruka
M/s. Borosil Renewables Limited,
Mumbai



Auto Tyres & Tubes Panel

Mr. Monit Malhotra
M/s. MRL Tyres Limited,
New Delhi.

Cement, Cement Clinkers & Asbestos Cement Products Panel

Mr. M. Ravinder Reddy
M/s. Bharathi Cement Corp. Pvt. Ltd.,
Hyderabad.

Ceramics & Allied Products including Refractories Panel

Mr. Samir Kumar Ghosh
M/s. Allied Ceramics Pvt. Ltd.
Kolkata.

Animal By Products Panel

Mr. S. Venkatesh Kumar
M/s. P. Subbaraj & Co.,
Chennai.

Ossein & Gelatine Panel

Mr. S. Annamalai
M/s. Pioneer Jellice India Private Limited
Madurai.

Mfrd. Products of Carbon Graphite, Explosives & Accessories Panel

VACANT

Nominees of the Govt. of India:

- Mr. S. Suresh Kumar, IAS
Joint Secretary,
Ministry of Commerce & Industry,
Department of Commerce,
EP (CAP) Section, Government of India,
Udyog Bhavan, New Delhi.

Alternate:

- Mr. S. K. Ranjan
Deputy Secretary
Ministry of Commerce & Industry,
Dept. of Commerce, EP(CAP) Section,
EP(CAP) Section, Government of India,
Udyog Bhavan, New Delhi.
- The Joint Secretary
Ministry of Mines,
Department of Mines
Government of India
Dr. Rajendra Prasad Road,
Shastri Bhavan, New Delhi.



REGISTERED OFFICE & HEAD OFFICE

"Vanijya Bhavan" (3rd floor)
International Trade Facilitation Centre,
1/1, Wood Street, Kolkata-700 016.
Phone: 033- 2289-1721/22/23/25, Fax: 033-2289-1724
E-mail: capexil@capexil.in , Website: www.capexil.org

REGIONAL OFFICES

Northern Region

"Vandana Building",
11, Tolstoy Marg, Flat No.4B, 4th Floor,
New Delhi - 110 001.
Phone: 011-2335-6703, 2371-1479,2375-2282
Fax: 011-2331-4486
E-mail: capexil@bol.net.in, nro@capexil.in

Eastern Region

"Vanijya Bhavan" (3rd Floor),
International Trade Facilitation Centre
1/1, Wood Street, Kolkata - 700 016.
Phone: 033-2289-1721/22/23/25
Fax: 033-2289-0537
E-mail: capexilero@capexil.in

Western Region

"Commerce Centre", 4th Floor,
Block No.D-17, Tardeo Road,
Mumbai - 400 034.
Phone: 022-2352-3410, 2352-0084
Fax: 022-2351-6665
E-mail: wro@capexil.in

Southern Region

"Rasheed Mansion", 3rd Floor,
408 (Old No.622) Anna Salai,
Chennai - 600 006.
Phone: 044-2829-2310, 2829-4713
Fax: 044-2829-5386
E-mail: capexilsro@capexil.in

BANKERS

Indian Overseas Bank,
International Business Branch,
2, Royd Street, Kolkata - 700 016

I.D.B.I. Bank,
Siddha Point,
117, Park Street, Kolkata - 700 016

Andhra Bank
14/1B, Ezra Street,
Kolkata-700 001

HDFC Bank Ltd.,
2/6, Sarat Bose Road,
Central Plaza, Kolkata - 700 020

State Bank of India,
Rasheed Mansion, 3rd Floor,
622 Anna Salai, Chennai-600 006, Tamil Nadu

Sundicate Bank,
Gold Coin A Plot No 1 By 407, Ptm Malaviya Road,
Tardeo, Mumbai-400 034, Maharashtra

Andhra Bank,
Pb536, M-35, Connaught Circus,
New Delhi-110 001

Kotak Mahindra Bank Limited
Centre Point Building, Ground Floor,
21, Hemanta Basu Sarani, Kolkata - 700 001

STATUTORY AUDITORS

M/s. ADD & ASSOCIATES
Chartered Accountants
P-168, Sector-B
Metropolitan Co-op Hsg. Soc. Ltd.
Canel South Road, Kolkata-700 105



CAPEXIL

1.1 VISION:

The CAPEXIL vision encompasses active promotion of India's exports of a wide spectrum of chemical-based allied products including minerals and ores, and thereby stimulate the increasing presence of Indian products in global markets and also to act as an instrument of economic growth and employment generation.

1.2 MISSION:

CAPEXIL's mission is to -

- understand the various facets of international trade and assist the Indian business community in enhancing their exports, attain and sustain a pre-eminent standing in global terms,
- act as an intermediary in establishing business contacts between foreign importers and Indian exporters and thus, providing a two-way service as global trade facilitator, and
- undertake various promotional measures to push exports.

1.3 SERVICES:

CAPEXIL to offer a full range of services including on-line services to Indian exporters and foreign importers by way of:-

- An interface between the Govt. and the members regarding Trade and policy related matters,
- Dissemination of trade enquiries,
- Participation in National/International Trade Fairs, Organizing seminars/Buyer-Seller Meets,
- Preparation of market reports,
- Analysis of Indian export trends abroad,
- Collection and dissemination of global trade data,
- Disbursement of grants through various market assistance programmes,
- Conducting training programmes,
- Library facility, etc.

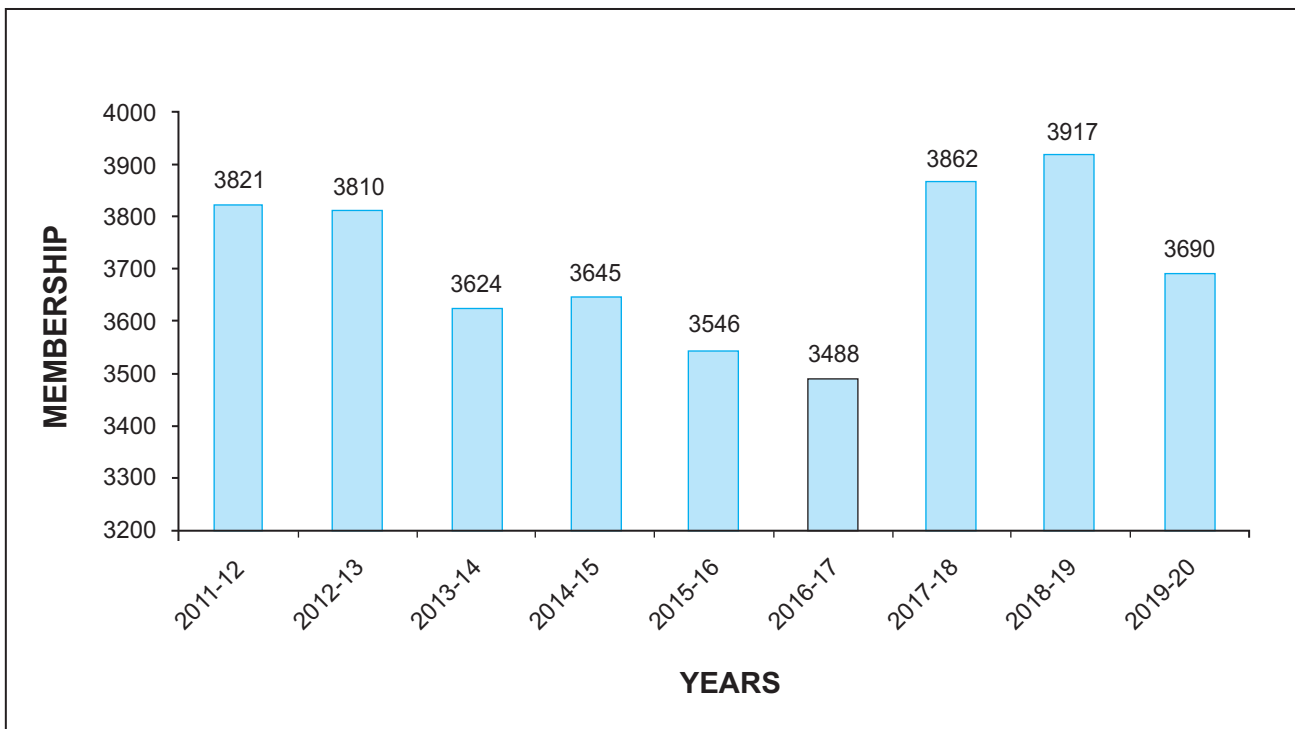
1.4 PRODUCT SPECTRUM:

The products under the canopy of CAPEXIL are broadly -

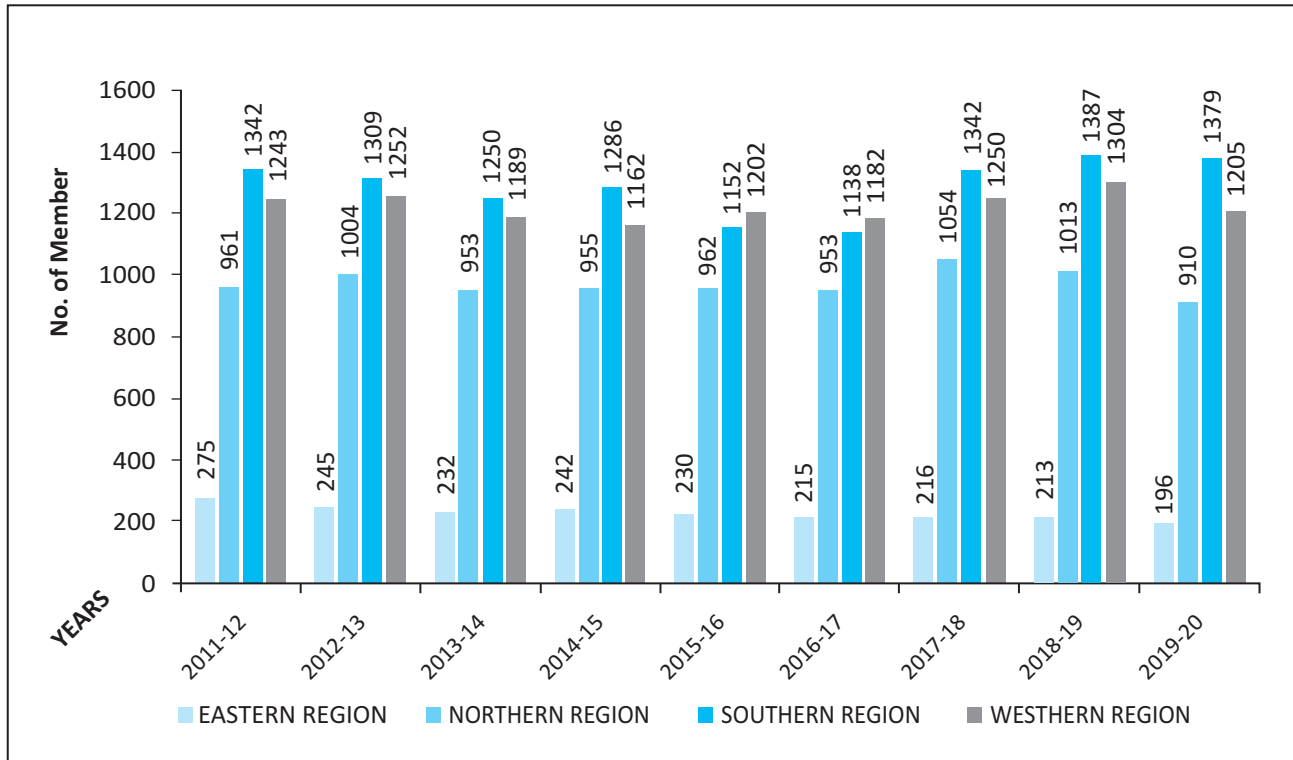
- Natural Stone, namely Granite, Marbles, etc.
- Processed Minerals
- Bulk Minerals & Ores
- Rubber Manufactured Products
- Auto Tyres & Tubes
- Paints, Printing Ink & Allied Products
- Glass & Glassware
- Plywood & Wood Products
- Ceramics and Refractories
- Cement, Clinker & Asbestos Cement Products
- Paper, Paper Board & Paper Products
- Books, Publications & Printing
- Animal By Products
- Ossein & Gelatin
- Graphite & Explosives,
- Miscellaneous Products, namely, Safety Matches, Fireworks, Dyeing & Tanning Extracts, Activated Carbon, Fertilizers, etc.

The above products are grouped under 16 separate panels and each member of Capexil is indexed to a particular panel depending on the export product represented.

1.5 PERIOD-WISE MEMBERSHIP STRENGTH:



1.6 REGION-WISE MEMBERSHIP STRENGTH:



1.7 PRIMARY FOCUS:

(a) Export Promotion:

- Buyer-Seller Meet(BSM) /Reverse BSM
- Importers Contact Programme
- Trade Fairs
- Market Matching for Foreign Buyers and Indian Exporters
- Market/Policy Information
- Market Research
- Publicity
- Importers' database
- Information Dissemination/ Exchange through:
 - Journals
 - Website
 - Brochures
 - Open House Meets and Seminars
- Taking up exporters' concerns with the Government and advocacy on issues related to exports in various forums.
- Liaison with different Government and Private organizations,

(b) Export Support Schemes:
■ Existing Schemes

- ◆ Trade fairs
- ◆ Delegation
- ◆ Buyer-Seller Meet
- ◆ (BSM/RBSM)
- ◆ Export Workshops, Seminars and Open House Meets, etc.

■ Market Access Initiative Scheme

- ◆ Focus: LAC
- ◆ Focus: Africa
- ◆ Focus: CIS,
- ◆ Focus: ASEAN, etc.

◆ Service Upgradation

- ◆ Development of New Website, System for Membership
- ◆ The Common Trade Facilitation Centre

(c) Website (www.capexil.org):

CAPEXIL website highlights major features and other activities which include most recent circulars, events such as Buyer Seller Meet/Reverse Buyer Seller Meet/Trade Fairs, statistical profile, highlights of Indian economy, publications/articles, Online RCMC in respect to Capexil items etc. whenever required, the website is used as a platform to gather opinion on various issues from the exporting community too.

1.8 OFFICE SET UP:

The Registered Office (Head Office) and the Eastern Regional Office of CAPEXIL are functioning from the 3rd floor of "Vanijya Bhavan", International Trade Facilitation Centre at 1/1 Wood Street, Kolkata - 700 016. CAPEXIL has three more regional offices situated at Mumbai, Chennai and New Delhi for catering to the needs of members of the Western Region, Southern Region and Northern Region members. The total staff strength of Capexil at the end of the Financial Year 2019-20 stood at 29.

1.9 FUNCTIONAL SUB-COMMITTEES:

CAPEXIL functions under the overall control and guidance of its Committee of Administration. The Committee appointed a few functional sub-committees as per details given below:-

Sl. No.	Sub-Committees	Purpose
1.	Functional Sub-Committees, such as Finance and Staff	For close monitoring of finance, administration, export promotion and other activities of CAPEXIL.
2.	Regional Committees	To assist and guide the Regional Offices of CAPEXIL in their day-to-day activities. List of members of the Regional Committees are furnished as Annex-I



1.10 MEETINGS:

A good number of meetings of the Committee of Administration, Regional Committees, Sub Committees and Panels including special meetings with State/Central Govt. and Regional Conference/Seminars/Open House Meetings were held during the year 2019-2020 (Details in Table - 1). Various issues concerning exports were discussed and decisions taken thereon.

Table - 1

Sl. No.	Particulars of Meetings	Number of Meetings held during 2019-20.
1.	Committee of Administration.	5
2.	Panel meetings including Special Meetings of Panel Members & Regional Committees.	5
3.	Inter-Ministerial and other meetings with different State/ Central Govt. Authorities including Regional Conference/ Open House/ Seminars Discussion etc.	115



2. REVIEW OF EXPORTS DURING 2019-20

India's total exports from the Mineral and Non-Mineral Sectors stood at US\$ 22190.89 Million during the financial year 2019-20 as against the set target of US\$ 25578.81 Million, thus posting a negative growth of -13.25%.

Export from the Minerals and Ores sector valued at US\$ 9269.62 Million during 2019-20 declined by -6.33% than the targeted value of US\$ 9895.92 Million. During the stated period, exports of Non-Minerals sector stood at US\$ 12921.27 Million than that of the expected target of US\$ 15682.89 Million with a negative growth of -17.61%.

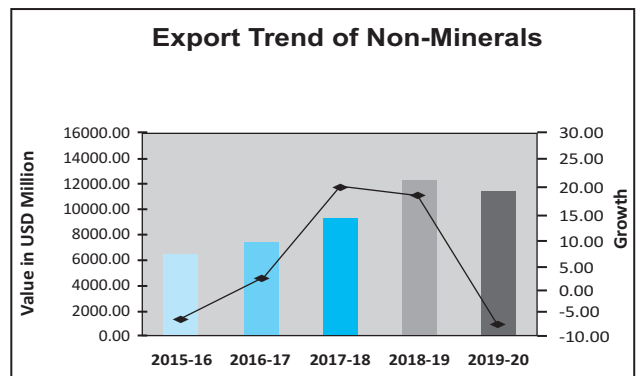
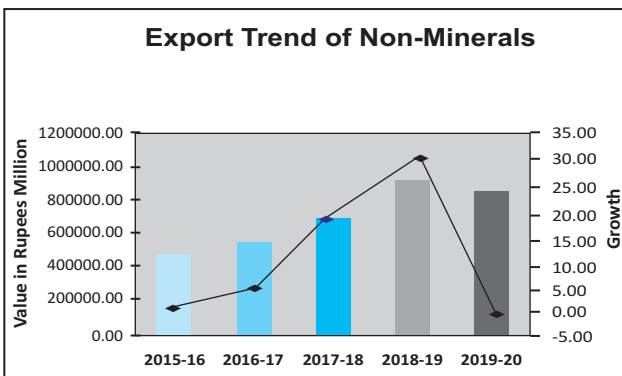
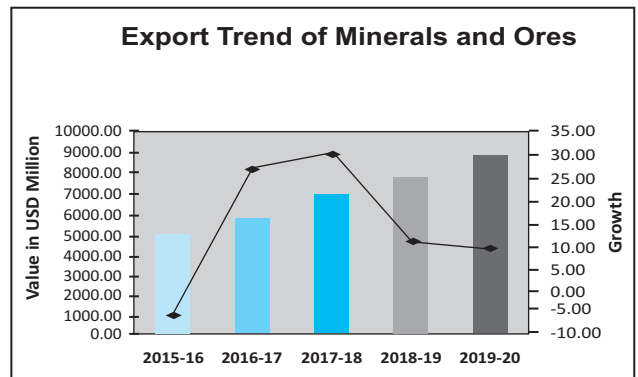
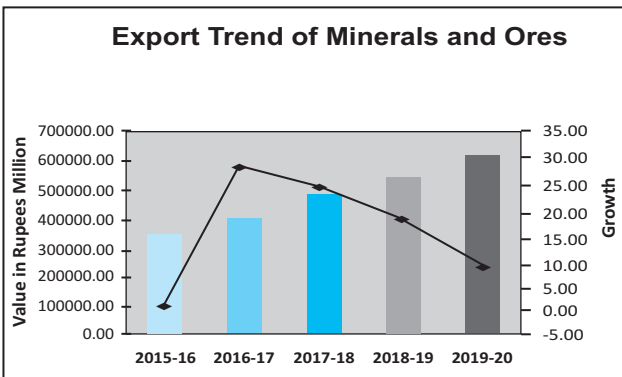
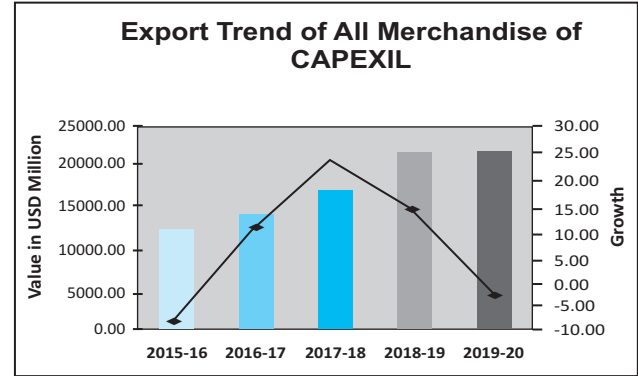
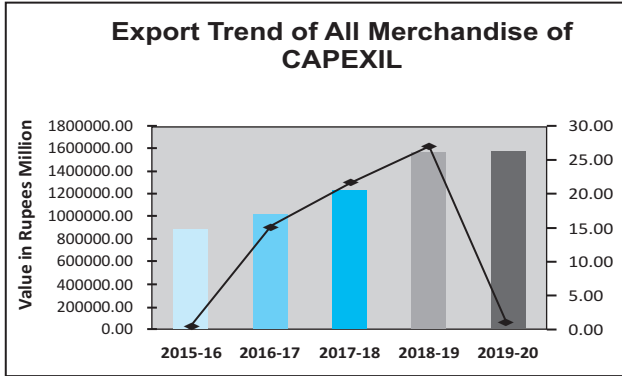
2.1 EXPORT TARGET VS EXPORT ACHIEVEMENT:

Value in US\$ Million

List of Panels	Export Target during 2019-20	Achievements in 2019-20
A. Minerals and Ores		
Bulk Minerals and Ores	6137.42	6258.33
Natural Stones and Products	2270.81	1972.25
Processed Minerals	1487.69	1039.04
TOTAL (A)	9895.92	9269.62
B. Non-Minerals		
Animal By Products	338.26	304.99
Auto Tyres and Tubes	2196.55	1880.49
Books, Publications and Printing	450.83	335.83
Cement, Cement Clinkers and Asbestos Cement Products	673.01	529.81
Ceramics and Allied Products incl. Refractories	1948.19	2120.00
Glass and Glassware	1111.48	856.12
Graphite, Explosives and Accessories	1527.44	545.96
Miscellaneous Products	506.55	379.37
Ossein and Gelatine	55.52	53.08
Paints, Printing Ink and Allied Products	1562.68	1396.73
Paper, Paper Board and Paper Products	2337.81	1993.59
Plywood and Allied Products	1293.30	1086.87
Rubber Products	1681.27	1438.43
TOTAL (B)	15682.89	12921.27
GRAND TOTAL (A+B)	25578.81	22190.89

Data Source: MoC Export Import Data Bank

2.2 EXPORT TRENDS FROM 2015-16 ONWARDS- GRAPHICAL REPRESENTATION:



2.3 PANEL-WISE EXPORT PERFORMANCE REVIEW:

India's total exports of chemical and allied products stood at Rs. 1572519.44 Million during the financial year 2019-20 as against Rs. 1555561.67 Million over the same period last year, thus posting a growth of 1.09% in rupee terms.

Exports of Minerals and Ores valued at Rs. 657198.90 Million during 2019-20 which is 9.21% higher in rupee terms than the previous year, valued at Rs. 601762.50 Million.

Exports from the Non-Minerals sectors stood at Rs. 915320.53 Million in 2019-20 registered a negative growth of -4.03% in rupee terms over the same period 2018-19 registered at Rs. 953799.18 Million.

Value in Rs. Million

List of Panels	2015-16	2016-17	2017-18	2018-19	*2019-20	% Growth * 2019-20 over 2018-19
Minerals & Ores	312107.30	405108.13	507081.86	601762.50	657198.90	9.21
Bulk Minerals and Ores	129487.74	213175.65	312419.36	373579.69	443670.43	18.76
Natural Stones and Products	119825.87	124448.94	125211.11	137893.99	139800.07	1.38
Processed Minerals	62793.70	67483.55	69451.39	90288.81	73728.40	-18.34
Non-Minerals	562983.83	601520.42	718005.43	953799.18	915320.53	-4.03
Animal By Products	18552.97	16702.03	18289.39	20583.29	21627.89	5.08
Auto Tyres and Tubes	93755.33	102643.73	115122.90	133476.73	133231.68	-0.18
Books, Publications and Printing	18698.78	18853.10	17164.64	27454.35	23762.50	-13.45
Cement, Cement Clinkers and Asbestos Cement Products	23538.10	27313.66	34458.41	40916.02	37467.29	-8.43
Ceramics and Allied Products incl. Refractories	65067.96	79057.36	90395.15	118610.29	150292.01	26.71
Glass and Glassware	47392.67	45927.56	47555.77	67758.40	60597.22	-10.57
Graphite, Explosives and Accessories	14588.29	13414.68	43560.28	92804.40	38606.79	-58.40
Miscellaneous Products	18027.48	17605.75	22861.51	30816.79	26910.39	-12.68
Ossein and Gelatine	4227.96	3411.66	3478.22	3376.71	3762.60	11.43
Paints, Printing Ink and Allied Products	67501.14	74159.86	83493.25	94960.20	98950.17	4.20
Paper, Paper Board and Paper Products	77236.88	80940.08	94432.49	142119.55	141166.16	-0.67
Plywood and Allied Products	51597.35	53466.27	62135.00	78646.69	77005.25	-2.09
Rubber Products	62798.93	68024.68	85058.41	102275.75	101940.59	-0.33
Grand Total	875091.13	1006628.55	1225087.29	1555561.67	1572519.44	1.09

Data Source: MoC Export Import Data Bank

***With newly added HS Codes**

In dollar terms, total exports of CAPEXIL's products from India is valued at US\$ 22190.89 Million during 2019-20, which is -0.23% lower than that of US\$ 22242.45 Million in 2018-19.

Export from the Minerals and Ores sector valued at US\$ 9269.62 Million during 2019-20 which is 7.72% higher than the previous financial year which is valued at US\$ 8605.15 Million.

During the stated period, exports of Non-Minerals sector is valued at US\$ 12921.27 Million which is -5.25% lower than previous year valued at US\$ 13637.30 Million.

Value in US\$ Million

List of Panels	2015-16	2016-17	2017-18	2018-19	* 2019-20	% Growth * 2019-20 over 2018-19
Minerals & Ores	4768.64	6041.45	7866.40	8605.15	9269.62	7.72
Bulk Minerals and Ores	1978.29	3178.25	4846.14	5336.89	6258.33	17.27
Natural Stones and Products	1832.32	1856.06	1942.68	1974.62	1972.25	-0.12
Processed Minerals	958.03	1007.14	1077.58	1293.64	1039.04	-19.68
Non-Minerals	8601.83	8970.98	11139.42	13637.30	12921.27	-5.25
Animal By Products	282.88	249.15	283.72	294.14	304.99	3.69
Auto Tyres and Tubes	1432.77	1530.92	1785.95	1910.04	1880.49	-1.55
Books, Publications and Printing	285.49	280.96	266.35	392.03	335.83	-14.34
Cement, Cement Clinkers and Asbestos Cement Products	358.95	407.27	534.68	585.23	529.81	-9.47
Ceramics and Allied Products including Refractories	994.17	1179.15	1402.50	1694.08	2120.00	25.14
Glass and Glassware	725.22	684.91	737.97	966.50	856.12	-11.42
Graphite, Explosives and Accessories	223.21	200.10	675.84	1328.21	545.96	-58.90
Miscellaneous Products	275.16	262.51	354.81	440.48	379.37	-13.87
Ossein and Gelatine	64.72	50.88	53.96	48.28	53.08	9.94
Paints, Printing Ink and Allied Products	1031.18	1106.06	1295.31	1358.85	1396.73	2.79
Paper, Paper Board and Paper Products	1180.60	1207.29	1464.66	2032.88	1993.59	-1.93
Plywood and Allied Products	787.88	797.41	964.08	1124.61	1086.87	-3.36
Rubber Products	959.60	1014.37	1319.59	1461.97	1438.43	-1.61
Grand Total	13370.47	15012.43	19005.82	22242.45	22190.89	-0.23

Data Source: MoC Export Import Data Bank

*With newly added HS Codes

Minerals & Ores Panel :

In the Mineral and Ores sector **Bulk Minerals and Ores Panel** has the highest contribution of US\$ 6258.33 Million in 2019-20 than that of US\$ 5336.89 Million in 2018-19 registering a growth of 17.27%. The same in Rupee term is Rs. 443670.43 Million in 2019-20 than Rs. 373579.69 Million in 2018-19 with a growth of 18.76%.

Natural Stones and Products Panel has registered a negative growth of -0.12% from US\$ 1974.62 Million in 2018-19 to US\$ 1972.25 Million in 2019-20. In Rupee term exports registered a growth of 1.38% from Rs. 137893.99 Million in 2018-19 to Rs. 139800.07 Million in 2019-20.

Exports from the **Processed Minerals Panel** declined by -19.68% from US\$ 1293.64 Million in 2018-19 to US\$ 1039.04 Million in 2019-20. In Rupee term exports declined by -18.34% from Rs. 90288.81 Million in 2018-19 to Rs. 73728.40 Million in 2019-20.



Non-Mineral Panels :

From the Non-Mineral sector **Ceramics and Allied Products including Refractories Panel** has shown maximum growth of 25.14% from US\$ 1694.08 Million in 2018-19 to USD 2120.00 Million in 2019-20. The same in Rupee term is 26.71% from Rs. 118610.29 Million in 2018-19 to Rs. 150292.01 Million in 2019-20.

The second highest growth observed in **Ossein and Gelatin Panel** by 9.94% from US\$ 48.28 Million in 2018-19 to US\$ 53.08 Million in 2019-20 and in Rupee term 11.43% from Rs. 3376.71 Million in 2018-19 to Rs. 3762.60 Million in 2019-20 followed by-

Animal By Products Panel by 3.69% from US\$ 294.14 Million in 2018-19 to US\$ 304.99 Million in 2019-20 and in Rupee term 5.08% from Rs. 20583.29 Million in 2018-19 to Rs. 21627.89 Million in 2019-20.

Paints, Printing Ink and Allied Products Panel by 2.79% from US\$ 1358.85 Million in 2018-19 to US\$ 1396.73 Million in 2019-20 and in Rupee term 4.20% from Rs. 94960.20 Million in 2018-19 to Rs. 98950.17 Million in 2019-20.

Negative growth has been observed in **Auto Tyres and Tubes Panel** by -1.55% from US\$ 1910.04 Million in 2018-19 to US\$ 1880.49 Million in 2019-20 and in Rupee term -0.18% from Rs. 133476.73 Million in 2018-19 to Rs. 133231.68 Million in 2019-20.

Rubber Products Panel by -1.61% from US\$ 1461.97 Million in 2018-19 to US\$ 1438.43 Million in 2019-20 and in Rupee term -0.33% from Rs. 102275.75 Million in 2018-19 to Rs. 101940.59 Million in 2019-20.

Paper, Paper Board and Paper Products Panel by -1.93% from US\$ 2032.88 Million in 2018-19 to US\$ 1993.59 Million in 2019-20 and in Rupee term -0.67% from Rs. 142119.55 Million in 2018-19 to Rs. 141166.16 Million in 2019-20.

Plywood and Allied Products Panel by -3.36% from US\$ 1124.61 Million in 2018-19 to US\$ 1086.87 Million in 2019-20 and in Rupee term -2.09% from Rs. 78646.69 Million in 2018-19 to Rs. 77005.25 Million in 2019-20.

Cement, Cement Clinkers and Asbestos Cement Products Panel by -9.47% from US\$ 585.23 Million in 2018-19 to US\$ 529.81 Million in 2019-20 and in Rupee term -8.43% from Rs. 40916.02 Million in 2018-19 to Rs. 37467.29 Million in 2019-20.

Glass and Glassware Panel by -11.42% from US\$ 966.50 Million in 2018-19 to US\$ 856.12 Million in 2019-20 and in Rupee term -10.57% from Rs. 67758.40 Million in 2018-19 to Rs. 60597.22 Million in 2019-20.

Miscellaneous Products Panel by -13.87% from US\$ 440.48 Million in 2018-19 to US\$ 379.37 Million in 2019-20 and in Rupee term -12.68% from Rs. 30816.79 Million in 2018-19 to Rs. 26910.39 Million in 2019-20.

Books, Publications and Printing Panel by -14.34% from US\$ 392.03 Million in 2018-19 to US\$ 335.83 Million in 2019-20 and in Rupee term -13.45% from Rs. 27454.35 Million in 2018-19 to Rs. 23762.50 Million in 2019-20.

Graphite, Explosives and Accessories Panel by -58.90% from US\$ 1328.21 Million in 2018-19 to US\$ 545.96 Million in 2019-20 and in Rupee term -58.40% from Rs. 92804.40 Million in 2018-19 to Rs. 38606.79 Million in 2019-20.



2.4 TOP THIRTY EXPORT DESTINATIONS OF ALL MERCHANDISE OF CAPEXIL:

Value in Rs. Million

Rank	Name of the Countries	CAPEXIL's Total Exports to these Countries		INDIA's Total Exports to these Countries		Country Wise % Share of CAPEXIL's Export to India's Export	
		2018-19	*2019-20	2018-19	*2019-20	2018-19	*2019-20
1	CHINA P RP	152064.19	236152.85	1172891.09	1176338.72	12.96	20.08
2	U S A	172021.15	197298.78	3664803.94	3761317.99	4.69	5.25
3	MALAYSIA	80877.77	112320.55	451037.22	451045.47	17.93	24.90
4	KOREA RP	58689.50	84051.35	328779.69	343374.11	17.85	24.48
5	U ARAB EMTS	89736.43	80626.56	2102109.33	2042369.90	4.27	3.95
6	SAUDI ARAB	47685.90	46686.84	388542.45	442667.90	12.27	10.55
7	NEPAL	56145.03	45167.74	543005.36	506117.17	10.34	8.92
8	BANGLADESH PR	39870.11	42629.17	643915.23	580921.76	6.19	7.34
9	U K	45137.95	40721.01	651047.98	618806.84	6.93	6.58
10	JAPAN	32604.77	37321.01	340102.90	319995.38	9.59	11.66
11	SRI LANKA DSR	29499.52	26201.33	329962.10	269344.48	8.94	9.73
12	VIETNAM SOC REP	24612.76	25546.82	454097.04	358511.67	5.42	7.13
13	BRAZIL	22264.40	24032.10	266174.33	281182.13	8.36	8.55
14	THAILAND	24856.38	22648.41	311060.72	304514.00	7.99	7.44
15	NETHERLAND	29873.84	22029.53	615645.34	591871.73	4.85	3.72
16	ITALY	31031.31	21385.04	390877.87	352593.20	7.94	6.07
17	INDONESIA	22379.53	21195.75	368710.65	292605.88	6.07	7.24
18	FRANCE	20271.83	19450.00	365742.33	361098.79	5.54	5.39
19	TAIWAN	21045.46	18588.22	185177.76	118831.28	11.37	15.64
20	TURKEY	51616.69	17847.95	380591.19	352242.14	13.56	5.07
21	EGYPT ARP	26304.84	16760.61	201527.73	177241.01	13.05	9.46
22	MEXICO	29739.25	16568.25	267862.57	256525.32	11.10	6.46
23	OMAN	14526.48	14699.26	156693.37	160807.93	9.27	9.14
24	NIGERIA	11661.93	13565.55	210399.12	256012.30	5.54	5.30
25	IRAN	21558.94	12828.15	244609.61	238542.87	8.81	5.38
26	SPAIN	18004.02	12621.10	292172.79	279530.33	6.16	4.52
27	QATAR	15602.41	12465.11	112442.20	89952.91	13.88	13.86
28	SOUTH AFRICA	17634.78	12437.15	283339.69	291138.07	6.22	4.27
29	BELGIUM	12013.05	12134.46	470076.83	411641.07	2.56	2.95
30	POLAND	11404.17	11758.82	110044.61	109669.04	10.36	10.72

Data Source : MoC Export Import Data Bank

*With newly added HS Codes



2.5 TOP THIRTY EXPORT DESTINATIONS OF MINERAL AND ORES :

Value in Rs. Million

Rank	Name of the Countries	CAPEXIL's Total Exports to these Countries		INDIA's Total Exports to these Countries		Country Wise % Share of CAPEXIL's Export to India's Export	
		2018-19	*2019-20	2018-19	*2019-20	2018-19	*2019-20
1	CHINA PRP	124429.91	208774.23	1172891.09	1176338.72	10.61	17.75
2	MALAYSIA	70988.39	103319.31	451037.22	451045.47	15.74	22.91
3	KOREA RP	46953.90	73724.78	328779.69	343374.11	14.28	21.47
4	U S A	34010.20	40674.90	3664803.94	3761317.99	0.93	1.08
5	JAPAN	21513.51	24560.41	340102.90	319995.38	6.33	7.68
6	U ARAB EMTS	26639.95	21866.15	2102109.33	2042369.90	1.27	1.07
7	BANGLADESH PR	17642.35	18275.01	643915.23	580921.76	2.74	3.15
8	VIETNAM SOC REP	14278.51	15196.42	454097.04	358511.67	3.14	4.24
9	TAIWAN	17126.73	13949.48	185177.76	118831.28	9.25	11.74
10	UK	14786.53	12807.21	651047.98	618806.84	2.27	2.07
11	NEPAL	10496.76	9164.94	543005.36	506117.17	1.93	1.81
12	SAUDI ARAB	8625.95	8203.62	388542.45	442667.90	2.22	1.85
13	BRAZIL	6764.71	7470.88	266174.33	281182.13	2.54	2.66
14	THAILAND	10560.78	7457.09	311060.72	304514.00	3.40	2.45
15	OMAN	4072.39	6149.28	156693.37	160807.93	2.60	3.82
16	TURKEY	33677.50	5915.00	380591.19	352242.14	8.85	1.68
17	ITALY	13698.79	5165.27	390877.87	352593.20	3.50	1.46
18	EGYPT ARP	12386.89	4829.40	201527.73	177241.01	6.15	2.72
19	INDONESIA	5488.68	4593.19	368710.65	292605.88	1.49	1.57
20	SINGAPORE	10765.02	4383.76	809422.48	630263.40	1.33	0.70
21	FRANCE	3018.91	3333.71	365742.33	361098.79	0.83	0.92
22	POLAND	3515.26	3169.35	110044.61	109669.04	3.19	2.89
23	BAHARAIN IS	2187.53	3111.71	52148.24	39696.24	4.19	7.84
24	QATAR	4785.25	2863.14	112442.20	89952.91	4.26	3.18
25	CANADA	2818.15	2728.93	199356.33	202129.95	1.41	1.35
26	MEXICO	15259.75	2644.48	267862.57	256525.32	5.70	1.03
27	NETHERLAND	11067.83	2437.68	615645.34	591871.73	1.80	0.41
28	BELGIUM	2619.98	2386.03	470076.83	411641.07	0.56	0.58
29	SPAIN	4354.69	2104.79	292172.79	279530.33	1.49	0.75
30	KUWAIT	1934.79	1858.77	93194.00	91119.02	2.08	2.04

Data Source : MoC Export Import Data Bank

*With newly added HS Codes



2.6 TOP THIRTY EXPORT DESTINATIONS OF NON-MINERAL PRODUCTS :

Value in Rs. Million

Rank	Name of the Countries	CAPEXIL's Total Exports to these Countries		INDIA's Total Exports to these Countries		Country Wise % Share of CAPEXIL's Export to India's Export	
		2018-19	*2019-20	2018-19	*2019-20	2018-19	*2019-20
1	U S A	138010.94	156623.88	3664803.94	3761317.99	3.77	4.16
2	U ARAB EMTS	63096.48	58760.41	2102109.33	2042369.90	3.00	2.88
3	SAUDI ARAB	39059.95	38483.22	388542.45	442667.90	10.05	8.69
4	NEPAL	45648.27	36002.80	543005.36	506117.17	8.41	7.11
5	U K	30351.42	27913.80	651047.98	618806.84	4.66	4.51
6	CHINA P RP	27634.28	27378.62	1172891.09	1176338.72	2.36	2.33
7	SRI LANKA DSR	28762.99	25654.89	329962.10	269344.48	8.72	9.52
8	BANGLADESH PR	22227.76	24354.16	643915.23	580921.76	3.45	4.19
9	NETHERLAND	18806.01	19591.85	615645.34	591871.73	3.05	3.31
10	INDONESIA	16890.84	16602.56	368710.65	292605.88	4.58	5.67
11	BRAZIL	15499.69	16561.22	266174.33	281182.13	5.82	5.89
12	ITALY	17332.52	16219.78	390877.87	352593.20	4.43	4.60
13	FRANCE	17252.91	16116.29	365742.33	361098.79	4.72	4.46
14	THAILAND	14295.60	15191.32	311060.72	304514.00	4.60	4.99
15	MEXICO	14479.50	13923.77	267862.57	256525.32	5.41	5.43
16	NIGERIA	10981.85	12833.44	210399.12	256012.30	5.22	5.01
17	JAPAN	11091.26	12760.60	340102.90	319995.38	3.26	3.99
18	TURKEY	17939.18	11932.95	380591.19	352242.14	4.71	3.39
19	EGYPT A RP	13917.95	11931.21	201527.73	177241.01	6.91	6.73
20	SOUTH AFRICA	16315.67	11621.09	283339.69	291138.07	5.76	3.99
21	IRAN	18814.63	11506.41	244609.61	238542.87	7.69	4.82
22	KENYA	14070.04	10866.29	144406.81	149365.65	9.74	7.27
23	SPAIN	13649.34	10516.31	292172.79	279530.33	4.67	3.76
24	AUSTRALIA	11985.12	10427.98	245600.90	201955.93	4.88	5.16
25	VIETNAM SOC REP	10334.25	10350.41	454097.04	358511.67	2.28	2.89
26	KOREA RP	11735.61	10326.57	328779.69	343374.11	3.57	3.01
27	BELGIUM	9393.07	9748.43	470076.83	411641.07	2.00	2.37
28	QATAR	10817.16	9601.97	112442.20	89952.91	9.62	10.67
29	MALAYSIA	9889.38	9001.23	451037.22	451045.47	2.19	2.00
30	CANADA	9643.51	8815.39	199356.33	202129.95	4.84	4.36

Data Source : MoC Export Import Data Bank

*With newly added HS Codes



2.7 COUNTRY-WISE DISTRIBUTION OF EXPORTS OF CAPEXIL'S PRODUCTS IN WORLD MARKET DURING 2019-20:

Value in Rs. Million

REGION / COUNTRY	TOTAL EXPORT OF CAPEXIL TO THESE COUNTRIES		TOTAL EXPORT OF INDIA TO THESE COUNTRIES		% SHARE OF CAPEXIL EXPORT TO THESE COUNTRIES		% SHARE OF INDIA'S EXPORT TO THESE COUNTRIES	
	2018-19	*2019-20	2018-19	*2019-20	2018-19	*2019-20	2018-19	*2019-20
Region: ASEAN	179458.95	201688.27	2621200.87	2229942.47	6.85	9.04	11.36	10.05
BRUNEI	615.06	199.50	3934.63	4090.74	15.63	4.88	0.02	0.02
CAMBODIA	529.81	516.32	13708.19	13315.42	3.86	3.88	0.06	0.06
INDONESIA	22379.53	21195.75	368710.64	292605.89	6.07	7.24	1.60	1.32
LAO PD RP	54.08	31.60	2750.53	1773.77	1.97	1.78	0.01	0.01
MALAYSIA	80877.77	112320.55	451037.22	451045.47	17.93	24.90	1.95	2.03
MYANMAR	1440.91	1634.96	84585.36	65675.08	1.70	2.49	0.37	0.30
PHILIPPINES	8702.64	8844.70	121894.05	108147.04	7.14	8.18	0.53	0.49
SINGAPORE	15390.03	8749.67	809422.48	630263.40	1.90	1.39	3.51	2.84
THAILAND	24856.38	22648.41	311060.71	304513.99	7.99	7.44	1.35	1.37
VIETNAM SOC REP	24612.76	25546.82	454097.04	358511.67	5.42	7.13	1.97	1.62
Region: CARs Countries	779.74	1207.23	31070.03	33240.44	2.51	3.63	0.13	0.15
KAZAKHSTAN	360.14	531.67	10041.18	14355.92	3.59	3.70	0.04	0.06
KYRGHYZSTAN	56.33	87.78	2095.86	2064.09	2.69	4.25	0.01	0.01
TAJIKISTAN	22.85	27.59	1562.83	1666.33	1.46	1.66	0.01	0.01
TURKMENISTAN	78.74	114.64	3204.52	2396.41	2.46	4.78	0.01	0.01
UZBEKISTAN	261.69	445.56	14165.64	12757.70	1.85	3.49	0.06	0.06
Region: Central Africa	7385.44	8333.45	94125.49	103190.67	7.85	8.08	0.41	0.47
BURUNDI	229.20	867.08	3407.95	4143.56	6.73	20.93	0.01	0.02
C AFRI REP	9.28	29.69	1913.12	3952.68	0.48	0.75	0.01	0.02
CHAD	27.34	27.84	2631.39	4172.78	1.04	0.67	0.01	0.02
CONGO D. REP.	1121.96	1478.26	21226.91	25005.24	5.29	5.91	0.09	0.11
MALAWI	1096.36	1116.68	14179.54	13072.92	7.73	8.54	0.06	0.06
RWANDA	663.43	920.21	10188.25	8782.17	6.51	10.48	0.04	0.04
UGANDA	4237.88	3893.70	40578.33	44061.33	10.44	8.84	0.18	0.20
Region: East Africa	34138.60	29759.95	515755.28	469802.43	6.62	6.33	2.23	2.12
COMOROS	54.79	22.59	1345.16	1338.39	4.07	1.69	0.01	0.01
DJIBOUTI	622.52	577.27	55492.36	22339.04	1.12	2.58	0.24	0.10
ETHIOPIA	7878.06	6147.46	53642.61	56545.09	14.69	10.87	0.23	0.25
KENYA	14613.66	11487.48	144406.81	149365.65	10.12	7.69	0.63	0.67
MADAGASCAR	971.36	1068.30	13835.04	21338.71	7.02	5.01	0.06	0.10
MAURITIUS	1635.55	1780.05	80909.72	46635.04	2.02	3.82	0.35	0.21
REUNION	345.60	279.75	3293.46	2846.90	10.49	9.83	0.01	0.01
SEYCHELLES	516.02	473.76	5863.33	4796.89	8.80	9.88	0.03	0.02



SOMALIA	1517.89	1290.60	37720.82	41322.03	4.02	3.12	0.16	0.19
TANZANIA REP	5983.16	6632.68	119246.00	123274.69	5.02	5.38	0.52	0.56
Region: East Asia (Oceania)	15911.71	14429.32	280878.72	237822.26	5.66	6.07	1.22	1.07
AUSTRALIA	13004.97	11579.64	245600.90	201955.93	5.30	5.73	1.06	0.91
FIJI IS	400.81	291.07	4244.78	3940.33	9.44	7.39	0.02	0.02
KIRIBATI REP	1.28	1.05	25.50	27.17	5.01	3.87	0.00	0.00
NAURU RP	0.25	1.44	36.05	9.85	0.70	14.58	0.00	0.00
NEW ZEALAND	2231.78	2313.11	26609.69	26821.50	8.39	8.62	0.12	0.12
PAPUA N GNA	213.68	171.86	3469.73	3958.28	6.16	4.34	0.02	0.02
SAMOA	9.31	13.93	181.49	297.94	5.13	4.67	0.00	0.00
SOLOMON IS	9.88	8.79	178.94	143.58	5.52	6.12	0.00	0.00
TIMOR LESTE	27.04	36.37	368.61	449.68	7.34	8.09	0.00	0.00
TONGA	0.67	3.64	24.27	46.74	2.76	7.78	0.00	0.00
TUVALU	0.00	0.00	0.14	0.12	0.00	0.00	0.00	0.00
VANUATU REP	12.05	8.44	138.63	171.13	8.69	4.93	0.00	0.00
Region: EU Countries	254294.07	169014.63	3984694.75	3794836.23	6.38	4.45	17.27	17.10
AUSTRIA	2497.17	2369.31	33737.51	32287.03	7.40	7.34	0.15	0.15
BELGIUM	12013.05	12134.46	470076.83	411641.07	2.56	2.95	2.04	1.86
BULGARIA	2559.62	841.60	14787.41	11241.84	17.31	7.49	0.06	0.05
CYPRUS	364.70	333.77	4946.57	30890.70	7.37	1.08	0.02	0.14
CZECH REPUBLIC	805.30	1021.33	30032.65	35193.72	2.68	2.90	0.13	0.16
DENMARK	3037.82	3098.32	52261.06	51981.62	5.81	5.96	0.23	0.23
ESTONIA	1396.39	1844.35	4495.52	4629.47	31.06	39.84	0.02	0.02
FINLAND	1503.79	1375.85	17900.27	19026.72	8.40	7.23	0.08	0.09
FRANCE	20271.83	19450.00	365742.33	361098.79	5.54	5.39	1.58	1.63
GERMANY	49524.01	61.33	622006.29	587212.40	7.96	0.01	2.70	2.65
GREECE	6071.50	4.19	35028.66	31615.17	17.33	0.01	0.15	0.14
HUNGARY	656.90	1.23	32045.78	30033.93	2.05	0.00	0.14	0.14
IRELAND	3720.60	3602.47	37149.83	37831.94	10.02	9.52	0.16	0.17
ITALY	31031.31	21385.04	390877.87	352593.20	7.94	6.07	1.69	1.59
LATVIA	1488.53	1503.58	8101.97	8443.88	18.37	17.81	0.04	0.04
LITHUANIA	611.18	632.78	8905.10	7854.36	6.86	8.06	0.04	0.04
LUXEMBOURG	124.99	95.94	2091.16	1443.68	5.98	6.65	0.01	0.01
MALTA	177.42	311.08	16064.44	14735.02	1.10	2.11	0.07	0.07
NETHERLAND	29873.84	22029.53	615645.34	591871.73	4.85	3.72	2.67	2.67
POLAND	11404.17	11758.82	110044.61	109669.04	10.36	10.72	0.48	0.49
PORTUGAL	2915.24	3069.16	51945.48	52834.56	5.61	5.81	0.23	0.24
ROMANIA	3209.33	3357.80	30078.40	25962.05	10.67	12.93	0.13	0.12
SLOVAK REP	865.27	851.83	10196.34	9814.03	8.49	8.68	0.04	0.04
SLOVENIA	2034.03	1577.98	21963.52	23587.51	9.26	6.69	0.10	0.11
SPAIN	18004.02	12621.10	292172.79	279530.33	6.16	4.52	1.27	1.26
SWEDEN	2994.10	2960.76	55349.05	53005.60	5.41	5.59	0.24	0.24
U K	45137.95	40721.01	651047.98	618806.84	6.93	6.58	2.82	2.79
Region: European Free Trade Association (EFTA)	4746.66	3403.46	107201.03	115808.87	4.43	2.94	0.46	0.52
ICELAND	1723.11	22.87	2179.15	714.46	79.07	3.20	0.01	0.00
LIECHTENSTEIN	51.48	133.80	237.35	308.09	21.69	43.43	0.00	0.00
NORWAY	2048.09	2276.02	21866.85	29739.15	9.37	7.65	0.09	0.13
SWITZERLAND	923.99	970.77	82917.69	85047.18	1.11	1.14	0.36	0.38



Region: Latin America	47367.92	45813.10	681205.76	713108.15	6.95	6.42	2.95	3.21
ANTIGUA	2.86	5.48	188.68	154.97	1.52	3.53	0.00	0.00
ARGENTINA	2279.35	2216.43	39103.29	54285.78	5.83	4.08	0.17	0.24
BARBADOS	29.76	27.59	870.79	904.32	3.42	3.05	0.00	0.00
BAHAMAS	5.61	18.98	425.81	4313.20	1.32	0.44	0.00	0.02
BELIZE	35.13	50.85	1188.58	1010.56	2.96	5.03	0.01	0.00
BERMUDA	3.55	2.26	220.44	175.83	1.61	1.29	0.00	0.00
BOLIVIA	471.50	443.00	7348.78	8038.94	6.42	5.51	0.03	0.04
BR VIRGN IS	0.00	0.00	726.30	35.12	0.00	0.00	0.00	0.00
BRAZIL	22264.40	24032.10	266174.33	281182.13	8.36	8.55	1.15	1.27
CAYMAN IS	11.89	21.31	304.73	469.82	3.90	4.54	0.00	0.00
CHILE	3441.16	2731.49	69120.91	56116.79	4.98	4.87	0.30	0.25
COLOMBIA	5855.43	4911.44	78108.77	73976.74	7.50	6.64	0.34	0.33
COSTA RICA	520.27	585.74	9530.96	8979.65	5.46	6.52	0.04	0.04
CUBA	52.24	220.64	2443.21	3365.32	2.14	6.56	0.01	0.02
DOMINIC REP	555.64	839.85	15073.38	15103.65	3.69	5.56	0.07	0.07
DOMINICA	7.00	10.55	90.22	153.03	7.75	6.89	0.00	0.00
ECUADOR	2606.22	2196.57	20788.52	17912.10	12.54	12.26	0.09	0.08
EL SALVADOR	231.38	300.61	5487.37	5625.48	4.22	5.34	0.02	0.03
FALKLAND IS	0.00	0.00	0.10	5.63	0.00	0.00	0.00	0.00
FR GUIANA	27.22	7.22	132.45	69.11	20.55	10.45	0.00	0.00
GRENADA	7.28	0.02	263.84	197.80	2.76	0.01	0.00	0.00
GUADELOUPE	13.71	0.03	239.48	565.23	5.72	0.01	0.00	0.00
GUATEMALA	1156.05	2.14	21369.07	20675.35	5.41	0.01	0.09	0.09
GUYANA	147.64	0.23	2072.23	1786.70	7.12	0.01	0.01	0.01
HAITI	666.35	1.01	5550.38	4647.41	12.01	0.02	0.02	0.02
HONDURAS	761.88	1.08	11687.93	13135.21	6.52	0.01	0.05	0.06
JAMAICA	226.96	232.31	3883.29	4020.44	5.84	5.78	0.02	0.02
MARTINIQUE	24.04	20.30	250.23	268.60	9.61	7.56	0.00	0.00
MONTERRAT	0.17	0.24	4.16	4.18	4.12	5.71	0.00	0.00
NETHERLANDANTIL	16.24	25.79	2138.63	2123.96	0.76	1.21	0.01	0.01
NICARAGUA	405.29	422.90	3737.80	4644.48	10.84	9.11	0.02	0.02
PANAMA REPUBLIC	821.81	676.13	15928.25	16895.37	5.16	4.00	0.07	0.08
PARAGUAY	348.20	342.33	11190.16	8994.79	3.11	3.81	0.05	0.04
PERU	3323.63	3260.76	50402.50	54085.73	6.59	6.03	0.22	0.24
ST KITT N A	1.06	6.06	166.70	181.16	0.64	3.35	0.00	0.00
ST LUCIA	4.55	10.74	278.23	229.31	1.64	4.68	0.00	0.00
ST VINCENT	7.49	6.59	51.32	48.32	14.59	13.63	0.00	0.00
SURINAME	81.40	136.98	1573.42	2210.52	5.17	6.20	0.01	0.01
TRINIDAD	384.01	292.76	5846.45	6022.96	6.57	4.86	0.03	0.03
TURKS C IS	0.04	1.23	18.26	45.14	0.22	2.73	0.00	0.00
URUGUAY	385.80	1496.13	12681.37	10414.29	3.04	14.37	0.05	0.05
VENEZUELA	183.55	254.91	11540.48	24394.39	1.59	1.04	0.05	0.11
VIRGIN IS US	0.17	0.34	3004.01	5638.65	0.01	0.01	0.01	0.03
Region : NE Asia	271131.46	376212.08	2941689.83	2738298.79	9.22	13.74	12.75	12.34
CHINA P RP	152064.19	236152.85	1172891.09	1176338.72	12.96	20.08	5.08	5.30
HONG KONG	5720.38	4.55	911174.18	777519.67	0.63	0.00	3.95	3.50
JAPAN	32604.77	37321.01	340102.90	319995.38	9.59	11.66	1.47	1.44
KOREA DP RP	994.91	52.17	1911.21	637.48	52.06	8.18	0.01	0.00



KOREA RP	58689.50	84051.35	328779.69	343374.11	17.85	24.48	1.42	1.55
MACAO	0.64	6.37	72.89	449.74	0.88	1.42	0.00	0.00
MONGOLIA	11.61	35.56	1580.11	1152.41	0.73	3.09	0.01	0.01
TAIWAN	21045.46	18588.22	185177.76	118831.28	11.37	15.64	0.80	0.54
Region: North Africa	38275.50	30207.41	411414.86	385373.75	9.30	7.84	1.78	1.74
ALGERIA	3392.20	3339.55	65752.88	43168.71	5.16	7.74	0.28	0.19
EGYPT A RP	26304.84	16760.61	201527.73	177241.01	13.05	9.46	0.87	0.80
LIBYA	1795.31	2846.14	11001.38	13068.98	16.32	21.78	0.05	0.06
MOROCCO	2208.06	2765.11	47522.02	56620.68	4.65	4.88	0.21	0.26
SUDAN	3819.71	3727.62	64345.44	77910.83	5.94	4.78	0.28	0.35
TUNISIA	755.38	768.38	21265.41	17363.55	3.55	4.43	0.09	0.08
Region: North America	214222.06	225411.34	4132022.83	4219973.26	5.18	5.34	17.91	19.02
CANADA	12461.66	11544.32	199356.33	202129.95	6.25	5.71	0.86	0.91
MEXICO	29739.25	16568.25	267862.57	256525.32	11.10	6.46	1.16	1.16
U S A	172021.15	197298.78	3664803.94	3761317.99	4.69	5.25	15.88	16.95
Region: Other CIS Countries	11236.01	10629.24	211737.49	263915.58	5.31	4.03	0.92	1.19
ARMENIA	91.14	98.15	1807.56	2860.50	5.04	3.43	0.01	0.01
AZERBAIJAN	165.53	146.77	3062.70	3760.56	5.40	3.90	0.01	0.02
BELARUS	54.13	217.65	3899.74	3950.15	1.39	5.51	0.02	0.02
GEORGIA	830.06	0.68	7735.62	5875.82	10.73	0.01	0.03	0.03
MOLDOVA	40.39	94.89	603.61	614.91	6.69	15.43	0.00	0.00
RUSSIA	7869.83	7897.25	167267.94	213992.71	4.70	3.69	0.72	0.96
UKRAINE	2184.94	2173.85	27360.32	32860.93	7.99	6.62	0.12	0.15
Region: Other European Countries	54301.47	21010.39	396478.35	368489.97	13.70	5.70	1.72	1.66
ALBANIA	1264.76	1565.20	2584.19	3130.49	48.94	50.00	0.01	0.01
BOSNIA-HRZGOVIN	290.89	366.63	1191.43	1084.81	24.41	33.80	0.01	0.00
CROATIA	1029.89	1101.94	10743.48	10430.39	9.59	10.56	0.05	0.05
MACEDONIA	99.25	117.49	1368.06	1602.14	7.25	7.33	0.01	0.01
TURKEY	51616.69	17847.95	380591.19	352242.14	13.56	5.07	1.65	1.59
UNION OF SERBIA & MONTENEGRO	0.00	11.19	0.00	0.00	0.00	559700.00	0.00	0.00
Region: Other South African Countries	9229.03	7848.58	130188.71	203215.20	7.09	3.86	0.56	0.92
ANGOLA	1891.11	1698.30	19741.34	20192.15	9.58	8.41	0.09	0.09
MOZAMBIQUE	3845.28	3559.52	75381.01	154106.14	5.10	2.31	0.33	0.69
ZAMBIA	2970.31	2208.78	22378.16	17541.87	13.27	12.59	0.10	0.08
ZIMBABWE	522.32	381.97	12688.21	11375.05	4.12	3.36	0.05	0.05
Region: Other West Asia	41506.26	32782.19	751122.24	754102.81	5.53	4.35	3.25	3.40
IRAN	21558.94	12828.15	244609.61	238542.87	8.81	5.38	1.06	1.08
IRAQ	6639.49	7566.95	125064.99	132865.98	5.31	5.70	0.54	0.60
ISRAEL	5234.71	5364.91	259587.50	238068.28	2.02	2.25	1.12	1.07
JORDAN	2398.49	2156.87	40580.66	67708.66	5.91	3.19	0.18	0.31
LEBANON	1860.76	1241.57	18777.84	14415.53	9.91	8.61	0.08	0.06
SYRIA	814.51	558.53	10809.19	11299.39	7.54	4.94	0.05	0.05
YEMEN REPUBLIC	2999.35	3065.21	51692.45	51202.11	5.80	5.99	0.22	0.23
Region: South Asia	139580.03	125672.52	1772553.79	1551168.72	7.87	8.10	7.68	6.99
AFGHANISTAN TIS	913.66	2428.76	49923.75	70845.85	1.83	3.43	0.22	0.32
BANGLADESH PR	39870.11	42629.17	643915.23	580921.76	6.19	7.34	2.79	2.62



BHUTAN	4754.14	4887.48	45913.30	50681.18	10.35	9.64	0.20	0.23
MALDIVES	2624.54	2565.00	15568.92	16080.93	16.86	15.95	0.07	0.07
NEPAL	56145.03	45167.74	543005.36	506117.17	10.34	8.92	2.35	2.28
PAKISTAN IR	5773.02	1793.05	144265.14	57177.35	4.00	3.14	0.63	0.26
SRI LANKA DSR	29499.52	26201.33	329962.10	269344.48	8.94	9.73	1.43	1.21
Region: Southern African Customs Union (SACU)	17961.82	12718.58	305128.81	312697.04	5.89	4.07	1.32	1.41
BOTSWANA	228.68	209.90	12535.19	12653.22	1.82	1.66	0.05	0.06
LESOTHO	18.09	11.57	2134.31	2879.49	0.85	0.40	0.01	0.01
NAMIBIA	46.94	25.36	5784.84	4706.98	0.81	0.54	0.03	0.02
SOUTH AFRICA	17634.78	12437.15	283339.69	291138.07	6.22	4.27	1.23	1.31
SWAZILAND	33.34	34.61	1334.78	1319.27	2.50	2.62	0.01	0.01
Region: Unspecified	1423.86	1805.74	264809.74	246812.42	0.54	0.73	1.15	1.11
AMERI SAMOA	0.00	1.41	1.81	9.071	0.00	15.53	0.00	0.00
ANDORRA	0.01	0.00	23.18	5.527	0.05	0.00	0.00	0.00
ANGUILLA	0.00	0.09	11.34	3.005	0.00	3.03	0.00	0.00
ANTARTICA	0.00	0.00	0.23	1.509	0.00	0.00	0.00	0.00
ARUBA	2.47	3.82	674.83	700.347	0.37	0.55	0.00	0.00
CHRISTMAS IS.	0.00	0.00	0.00	0.282		0.00	0.00	0.00
COCOS IS	0.00	0.00	0.00	0			0.00	0.00
COOK IS	0.27	0.02	18.81	22.243	1.41	0.08	0.00	0.00
ERITREA	60.05	3.40	619.88	420.11	9.69	0.81	0.00	0.00
FAROE IS.	0.00	0.00	210.04	63.715	0.00	0.00	0.00	0.00
FR POLYNESIA	13.17	12.06	381.27	427.335	3.45	2.82	0.00	0.00
FR S ANT TR	0.00	0.00	0.00	0			0.00	0.00
GIBRALTAR	0.11	0.00	40179.34	44413.573	0.00	0.00	0.17	0.20
GREENLAND	0.00	0.00	0.24	1.876	0.00	0.16	0.00	0.00
GUAM	1.36	0.00	45.66	64.421	2.98	0.00	0.00	0.00
INSTALLATIONS IN INTERNATIONAL WATERS	0.00	0.00	0.00	0			0.00	0.00
MARSHALL ISLAND	4.60	2.08	22.46	2313.547	20.49	0.09	0.00	0.01
MAYOTTE	23.53	44.59	196.07	222.249	12.00	20.06	0.00	0.00
MICRONESIA	1.23	1.08	23.57	37.327	5.22	2.90	0.00	0.00
MONACO	2.87	0.44	176.57	139.258	1.62	0.32	0.00	0.00
MONTENEGRO	243.96	186.55	2705.97	1417.06	9.02	13.16	0.01	0.01
N. MARIANA IS.	0.04	0.00	19.04	10.464	0.22	0.00	0.00	0.00
NEW CALEDONIA	119.34	507.02	616.24	1079.65	19.36	46.96	0.00	0.00
NIUE IS	0.00	0.31	0.00	5.848		5.23	0.00	0.00
NORFOLK IS	2.18	1.18	13.18	23.546	16.54	5.02	0.00	0.00
PALAU	0.22	0.00	6.19	3.762	3.52	0.00	0.00	0.00
PANAMA C Z	0.00	0.00	0.00	0			0.00	0.00
PITCAIRN IS.	0.00	0.79	0.85	1.661	0.00	47.62	0.00	0.00
PUERTO RICO	470.60	522.91	9707.81	9651.841	4.85	5.42	0.04	0.04
SAHARWI A.DM RP	0.18	0.01	0.18	0.23	100.00	3.48	0.00	0.00
SAN MARINO	0.00	0.06	10.67	17.067	0.00	0.36	0.00	0.00
SERBIA	405.03	465.45	5065.80	5937.08	8.00	7.84	0.02	0.03
SINT MAARTEN (DUTCH PART)	0.00	0.00	0.00	5.566		0.00	0.00	0.00
SOUTH SUDAN	69.64	38.07	735.89	1425.245	9.46	2.67	0.00	0.01



TOKELAU IS	0.00	0.00	0.15	0.054	0.00	0.00	0.00	0.00
UNSPECIFIED	1.58	11.19	203294.39	178356.097	0.00	0.01	0.88	0.80
US MINOR OUTLYING ISLANDS	0.98	2.41	46.12	27.993	2.13	8.61	0.00	0.00
VATICAN CITY	0.45	0.79	1.95	2.268	22.77	34.96	0.00	0.00
WALLIS F IS	0.00	0.00	0.00	1.592		0.00	0.00	0.00
Region: West Africa	29581.88	24373.11	538747.10	579727.88	5.49	4.20	2.33	2.61
BENIN	462.45	383.14	29871.51	22974.38	1.55	1.67	0.13	0.10
BURKINA FASO	755.11	867.08	12719.34	10907.47	5.94	7.95	0.06	0.05
CAMEROON	1342.39	1137.03	12494.83	16212.45	10.74	7.01	0.05	0.07
CAPE VERDE IS	1.96	23.25	111.09	154.18	1.76	15.08	0.00	0.00
CONGO P REP	461.00	645.41	9331.62	8006.04	4.94	8.06	0.04	0.04
COTE D' IVOIRE	1881.03	1867.86	31465.16	29406.05	5.98	6.35	0.14	0.13
EQUATL GUINEA	39.45	41.49	839.22	777.10	4.70	5.34	0.00	0.00
GABON	287.73	0.69	3864.46	3220.58	7.45	0.02	0.02	0.01
GAMBIA	1893.55	0.82	10972.32	9370.12	17.26	0.01	0.05	0.04
GHANA	4674.78	6.33	50067.90	43745.15	9.34	0.01	0.22	0.20
GUINEA BISSAU	28.05	0.05	756.33	636.31	3.71	0.01	0.00	0.00
GUINEA	1143.14	1.62	28283.61	25158.70	4.04	0.01	0.12	0.11
LIBERIA	755.18	772.35	12488.03	15491.39	6.05	4.99	0.05	0.07
MALI	574.49	804.94	9151.94	10377.83	6.28	7.76	0.04	0.05
MAURITANIA	277.92	354.14	8050.05	5959.39	3.45	5.94	0.03	0.03
NIGER	273.13	290.68	6647.05	5192.28	4.11	5.60	0.03	0.02
NIGERIA	11661.93	13565.55	210399.12	256012.30	5.54	5.30	0.91	1.15
SAO TOME	13.69	6.12	82.72	106.10	16.55	5.77	0.00	0.00
SENEGAL	1528.40	2004.96	44608.09	33882.53	3.43	5.92	0.19	0.15
SIERRA LEONE	646.10	544.69	7831.60	8164.26	8.25	6.67	0.03	0.04
ST HELENA	0.00	0.00	1.14	22.72	0.00	0.00	0.00	0.00
TOGO	880.42	1054.91	48709.97	73950.56	1.81	1.43	0.21	0.33
Region: West Asia-GCC	183003.13	169785.50	2905129.59	2866613.91	6.30	5.92	12.59	12.92
BAHARAIN IS	6003.87	6449.66	52148.24	39696.24	11.51	16.25	0.23	0.18
KUWAIT	9448.04	8858.07	93194.00	91119.02	10.14	9.72	0.40	0.41
OMAN	14526.48	14699.26	156693.37	160807.93	9.27	9.14	0.68	0.72
QATAR	15602.41	12465.11	112442.20	89952.91	13.88	13.86	0.49	0.41
SAUDI ARAB	47685.90	46686.84	388542.45	442667.90	12.27	10.55	1.68	2.00
U ARAB EMTS	89736.43	80626.56	2102109.33	2042369.90	4.27	3.95	9.11	9.20

Data Source: MoC Export Import Data Bank

*With newly added HS Codes



2.8 REGION-WISE DISTRIBUTION OF EXPORTS OF CAPEXIL'S PRODUCTS IN WORLD MARKET DURING 2019-20:

Value in Rs. Million

REGION / COUNTRY	TOTAL EXPORT OF CAPEXIL TO THESE REGIONS		TOTAL EXPORT OF INDIA TO THESE REGIONS		% SHARE OF CAPEXIL EXPORT TO THESE REGIONS		% SHARE OF INDIA'S EXPORT TO THESE REGIONS	
	2018-19	*2019-20	2018-19	*2019-20	2018-19	*2019-20	2018-19	*2019-20
ASEAN	179458.95	201688.27	2621200.87	2229942.47	6.85	9.04	11.36	10.05
CARs Countries	779.74	1207.23	31070.03	33240.44	2.51	3.63	0.13	0.15
Central Africa	7385.44	8333.45	94125.49	103190.67	7.85	8.08	0.41	0.47
East Africa	34138.60	29759.95	515755.28	469802.43	6.62	6.33	2.23	2.12
East Asia (Oceania)	15911.71	14429.32	280878.72	237822.26	5.66	6.07	1.22	1.07
EU Countries	254294.07	169014.63	3984694.75	3794836.23	6.38	4.45	17.27	17.10
European Free Trade Association (EFTA)	4746.66	3403.46	107201.03	115808.87	4.43	2.94	0.46	0.52
Latin America	47367.92	45813.10	681205.76	713108.15	6.95	6.42	2.95	3.21
NE Asia	271131.46	376212.08	2941689.83	2738298.79	9.22	13.74	12.75	12.34
North Africa	38275.50	30207.41	411414.86	385373.75	9.30	7.84	1.78	1.74
North America	214222.06	225411.34	4132022.83	4219973.26	5.18	5.34	17.91	19.02
Other CIS Countries	11236.01	10629.24	211737.49	263915.58	5.31	4.03	0.92	1.19
Other European Countries	54301.47	21010.39	396478.35	368489.97	13.70	5.70	1.72	1.66
Other South African Countries	9229.03	7848.58	130188.71	203215.20	7.09	3.86	0.56	0.92
Other West Asia	41506.26	32782.19	751122.24	754102.81	5.53	4.35	3.25	3.40
South Asia	139580.03	125672.52	1772553.79	1551168.72	7.87	8.10	7.68	6.99
Southern African Customs Union (SACU)	17961.82	12718.58	305128.81	312697.04	5.89	4.07	1.32	1.41
Unspecified	1423.86	1805.74	264809.74	246812.42	0.54	0.73	1.15	1.11
West Africa	29581.88	24373.11	538747.10	579727.88	5.49	4.20	2.33	2.61
West Asia-GCC	183003.13	169785.50	2905129.59	2866613.91	6.30	5.92	12.59	12.92
Total	1555535.57	1512106.10	23077155.25	22188140.85	6.74	6.81	100.00	100.00

Data Source: MoC Export Import Data Bank

**With newly added HS Codes*

3. POLICY CONSTRAINTS VIS -A-VIS CAPEXIL'S REPRESENTATIONS AND ASSISTANCE

3.1 A BRIEF ACCOUNT:

During 2019-20, the Council's important representations/recommendations were with regard to -

- Removal of operational problems of exporters in Ports, Customs, Excise, etc.,
- Amendment/modification of the policy provisions that affected exports,
- Addition/Alteration/Modification in the existing input-output norms,
- Fixation of norms for new export products,
- Continuance as also fixation of 'All Industry' rates of duty drawback for CAPEXIL's products,

Besides, CAPEXIL furnished necessary feedback on export promotional matters to the authorities concerned as and when sought. A number of CAPEXIL representations during 2019-20 received due consideration of the Government.

Highlights of the representations and proposals submitted by CAPEXIL to the concerned authorities for facilitation of exports:

Anti-Dumping Duty related issues :

- USDOC has initiated a CVD investigation on Quartz Surface Products exported from India during 2019. The Council has examined the matter and provided requisite guidance to the industry under intimation to the Department of Commerce, Government of India.
- On 30th April 2020, Cooperation Council for the Arab States of the Gulf (GCC) has issued a notification stating imposition of Definitive Anti-Dumping Duties against imports of Ceramic Flags and Paving, Hearth, Floor, or Wall Tiles; Whether or Not on a Backing; Finishing Ceramics (Ceramic and Porcelain Tiles) classified under GCC-Unified Tariff Code from item (6907), other than those of subheading (69073000) originating in or exported from India and China for a period not exceeding 5 years starting from 6th June 2020. The Council has examined the matter and provided requisite guidance to the industry under intimation to the Department of Commerce, Government of India. However, GCC has imposed duty ranging from 41.2% to 106% for Indian Exporters whereas for China it is 23.5% to 76%.
- Anti-Dumping Investigation is being initiated by the National Tariff Commission, Islamabad on Inorganic Yellow Chrome Pigments. The Council has examined the matter and provided requisite guidance to the industry under intimation to the Department of Commerce, Government of India.

DGFT related issues :

- Issues related to Granite, Natural Stone and other Mineral products have taken up with the Directorate General of Foreign Trade, New Delhi during review meeting.
- DGFT has sought production/consumption data from member exporters of the Council who are manufacturing Decorative laminates for revision of SION H 301 & H 302 of Export Products – Single side Decorative Laminates with or without barrier Paper. The Council has responded the letter suitably.
- Mobilised the participation of members for Open House Meet with Directorate General of Foreign Trade on December 12, 2019 at MACCIA Mumbai Office.



- As desired by DGFT, input from Council and its members for review of Foreign Trade Policy has submitted to DGFT, New Delhi.
- As desired by the DGFT Mumbai, Panel Specific issues has been submitted to them.
- Mobilised participation of members for Interactive Session with the Commerce Secretary on 13th August 2019 at Mumbai.
- Mobilised participation of members for IT Revamp Workshop on 30th August 2019 at Mumbai.
- Provided Council's input for the 1st meeting of the Maharashtra State Export Advisory Committee meeting held on 29th August 2019 at ADGFT Mumbai office.
- Mobilised participation of members for Training Programme about MEIS applications for OFAC Sanctioned Countries at ADGFT office at Mumbai on 22nd July 2019
- The Council has informed our member-exporters about the newly set up Call Centre in the office of ADGFT Mumbai.
- The Council has widely circulated the information on EODC Camp of EPCG & Advance Authorization from 26th April 2019 onwards at ADGFT Mumbai office.
- We have received a grievance letter from M/s. Lovely Offset Printers Pvt. Ltd., Sivakasi, on 15/4/2019 regarding the condonation of delay in MEIS application for shipping bills pertinent to the year 2015-16. In response to this we have forwarded their letter along with supporting documents to Shri D. K. Sekar, I.A.&A.S., Zonal Addl. DGFT, Chennai on 16/4/2019 for further action and it was resolved stating that it cannot be issued.
- Received a copy of letter from M/s. Jubilee Granites India Pvt. Ltd., Chennai on 3rd May 2019 regarding grant of relief in annual average exports. Considering the decline in their export performance for the past five years, unable to fulfill their export obligation. Thus, we have forwarded their grievance letter to the DGFT, New Delhi on 7th May and 29th May 2019 with a request to initiate necessary action as they deem fit and proper. This issue was resolved.
- Received an email from Sri. A.M.G. Ashokan, Regional Chairman & Chairman – Misc. Products Panel on 01/11/2019 regarding the export containers with aluminium powders were detained at Tuticorin Port by the Customs authorities insisting for NOC from the DGFT/license to break open the seal of the container and random packages for drawing samples to check in their laboratory for SCOMET applicability of the export cargo. In reply, we have forwarded the same message to Shri D. K. Sekar, I.A. & A.S., on 01/11/2019 to initiate necessary action on this issue with a copy to us informing the list of countries SCOMET is applicable. Due to no reply from them, again forwarded the same message on December 5th, 2019 to the Zonal Addl. DGFT, Chennai.
- Received an email from Mr. M.S. Noor Mohammed, Partner of M/s. Bilal Match Works, Sivakasi on 14/11/2019 regarding no option available in DGFT website to apply for availing export incentives under MEIS Scheme and it was resolved.

Issues related to CBIC / Custom

- The Council has taken up issue regarding undue delay in clearance of Export Shipments at Mudra Custom Port with the concerned authority.

- The Council has taken up issue regarding hardship experienced by member exporters of the Council for exports of Aluminium Powder at Tuticorin Custom & CFS due to implementation of Risk Management system.
- Project Import Shipments are on hold due to huge Pendency in Out of Charge at JNPT Custom and the same has taken up with CBIC.
- The delay in filling Bill of Entry under Advance Authorization at JNPT has taken up with concerned authorities.
- Hardships experienced by member exporters of Products Animal Origin- due to opening for re-examination for factory stuffed customs/self –sealed containers of Ossein and Gelatin and Animal By Products by the custom authority at the ports.
- Issues faced by exporters of Book, Publications & Printing by Post shipments – Matter take-up with Ministry of Finance , Department of Revenue (Central Board of Indirect taxes and Customs , RBI, Foreign Exchange Department , Commissioner of Customs and Foreign Post Offices for quick remedial measures for smooth sailing of exports by post.
- To Post offices /Foreign post office : CAPEXIL, Book Division has take-up the matter with Post office /foreign post office reg. Issues faced by Exporters under PBE-II

ISSUES RELATED TO MINISTRY OF COMMERCE & INDUSTRY, GOVERNMENT OF INDIA:

- Monthly Export Review submitted to the Department of Commerce, GOI mentioning specific reason for both increase and decrease in export performance as desired by the Ministry.
- Prepared and sent to the Department of Commerce various information like 1) Panel wise export data of last 10 years in terms of Value & Volume wise, 2) Data on top 20 export destination over the last 3 years value and volume wise, 3) Panel wise Top 10 export markets for trade analysis as desired by them.
- Prepared and sent quarter wise export analysis for Capexil's products to the Ministry as desired by them.
- Report on implementation/compliance status of e-Sanchit in the required format has submitted to the Ministry as desired by them.
- Prepared and sent Council's input for 2nd meeting of Joint Administration Committee under expanded India-Chile Preferential Trade Agreement to the Ministry.
- The Council has disseminated the information on Note Verbale no. 11 received from the Indian Embassy in Brazil regarding tableware objects case crash. We have contacted the relevant companies in the industry and requested to take necessary action in this regard. In this regard, we have also received the response from the members and the same has taken up with the concerned Authority.
- Prepared and sent Capexil's undated trade related information for the MOC Annual Report.
- A report on initiatives/measures taken for promoting exports of the products falling under the Capexil's domain for the year 2018-19 has prepared and sent to the Ministry as desired by them.
- In connection with Study on Rationalisation of EPCs, maximum no of filled in Exporters responses submitted to IIFT as desired by them.
- Prepared and sent the Council's input for Stakeholder Consultation Meeting on Mines, Minerals & Coal Sector scheduled on 22nd April 2019.
- Prepared and sent Council's input on Trade Policy Review of Trinidad and Tobago held on 22nd to 24th May 2019 at WTO.



- The Council's input on Operationalization of Bilateral Cooperation Agreement of Bureau of Indian Standards with Brazil has submitted to the Ministry.
- As desired by the Department of Commerce, GOI prepared and sent Strategy Paper to Boost in Exports of Chemical based Allied Products to ASEAN Market.
- Issues regarding Ceramic Industry have been taken up with the Department of Commerce, Government of India and sought their intervention to resolve the issues.
- Provided details of PGAs in required format in connection with the URL of the website of EXIM trade regulatory agencies to the Ministry.
- The Council's input has submitted to the Ministry for the Preparatory Meeting on India–Nigeria Joint Trade Committee Meeting scheduled in New Delhi during April 2019.
- The Council's input has submitted to the Ministry regarding Negotiations on Proposed Preferential Trade Agreement between India and Iran.
- Prepared and sent Council's input for Export Strategy Meeting to boost trade with China chaired by Hon'ble CIM on 2nd April 2019.
- Month wise Action Taken Report on Export Promotion Measures of the Council has been submitted to the Ministry as desired by them.
- 4th fortnightly report on implementation/compliance status of e-Sanchit in the required format submitted to the Ministry.
- State wise export constraint received from Member exporters submitted to the Ministry
- Prepared and sent list of potential member exporters from Plywood Panel to the Ministry to mobilise visit of India Delegation to Russia Far East region during 11th to 13th August 2019.
- Data on Fertiliser trade submitted to the Ministry as desired by them.
- List of Issues connected with RCEP countries have been submitted to the Ministry for RCEP Stakeholder meeting scheduled on 23-07-2019.
- Prepared and sent Council's input for India-Russia Joint Control Tasks list for the Ministry.
- A representation submitted to the Ministry regarding Environment Clearance was required only for River Sand and it was not applicable to Stone Aggregate with regard to Notification 07/06/2019.
- As desired by the Granite processing and export industry, a detail representation prepared and sent to Ministry to seek permission for free import of dimensional granite blocks from the restricted list to improve the availability of required quantities and qualities to capture the global markets.
- Input on Draft Proposal on Identification of services of various Ministries/Department/State Government for delivery to the Citizen through Common Services Centre has been submitted to the Ministry as desired by them.
- A detail note on Inverted Duty Structure prevailing in the Indian Rubber Manufactured products has been submitted to the Ministry.
- As desired by the Department of Commerce, GOI, specific format pertaining to Capexil's products in connection with Templates for Territorial and Commodity Divisions for Dashboard submitted to the Ministry.



- Prepared and sent Council's input on Stakeholder Consultation held on 25-6-2019 under the Chairmanship of Commerce Secretary, where Embassy of India, Washington DC joined through Video Conference.
- The Council's suggestions on Review of the Foreign Trade Policy has been submitted to the Ministry.
- Details of Outreach Programme by Capexil has been submitted to the Ministry as desired by them.
- As desired by the Ministry, Sectoral Export Promotion Strategy to boost the Country's merchandise exports has been submitted.
- Detail on Market Access Unfairness in Latin American and Caribbean (LAC) countries received from the Member exporters has been furnished to the Ministry.
- A detail representation requesting to allow export of Wood waste (Saw Dust & Forestry waste) & (Bamboo Wood Biomass Pellets) has been submitted to the Ministry.
- As desired by the Ministry, Council's input for the programme of CIM from 14th to 16th July 2019 Investors' Meet, India-UK JETCO, India Day Celebration has been submitted.
- As desired by the Ministry, Council's input for holding of 4th meeting of the Joint Committee for India–Colombia Joint Business Development submitted.
- Identified Trade Barriers and Market Access Unfairness in Africa and WANA region from the member-exporters of the Council and the same has been submitted to the Ministry.
- Various information like 1) Achievements for increasing exports in the last 5-6 years, 2) Future action plans for promoting exports, 3) Action plan for Export Promotion and 4) State level issues has submitted to the Ministry as desired by them.
- Prepared and sent Export Strategy on Africa and WANA region to the Ministry as desired by them.
- Council's inputs for continuation of the adjourned meeting of 49th session of SCOPE Shipping submitted to the Ministry.
- Prepared and sent input for 5th Meeting of India Brazil Trade Monitoring Mechanism in New Delhi.
- Measures to enhance India-USA trade has been submitted to the Ministry
- Council's feedback on Union Budget 2019-20 has been submitted to the Ministry
- Identified the commodities in which surge in imports is noticed for the last 5 years and the same is submitted to the Ministry as desired by them.
- Information on India's tyre trade with China has been submitted to the Ministry in connection with Parliament Question.
- Various inputs regarding export incentives has been provided to the Ministry in connection with Parliament Question
- A detailed note on Bilateral Issue faced by the exporters in different region has been submitted to the Ministry as desired by them.
- Key Result Area and Export Strategy for the year 2019-20 for all Panels of Capexil has been submitted to the Ministry.
- Prepared and sent issues pertaining to Capexil products for Meeting with Secretary CIB & RC called by the Department of Commerce, MOC on 24th June 2019.



- 10 years Exports Data on Capexil with CAGR percentage submitted to the Ministry as desired by them.
- Relevant input in respect of Parliament Question on India's Global Trade has been submitted to the Ministry.
- Council's input to review EPCG scheme and suggest measures to encourage domestic production of the capital goods has been submitted to the Ministry.
- A detailed Note on rising imports of Paper & Paper Board Products into India under India-ASEA Free Trade Agreement has submitted to the Board of Trade Meeting with Hon'ble Commerce Minister held on 6th June at New Delhi.
- List of Major Competing Countries with their respective HS Code prepared and submitted to the Ministry as desired by them.
- Council's input submitted to the Ministry regarding inclusion in the Agenda of First Meeting of India-Norway DTI.
- List of Non-Tariff Barriers in various markets for Capexil products submitted to the Ministry.
- As desired by the Cement industry, a detail representation for separate Tariff classification of Anode Grade Calcined and Non Calcined Petroleum Coke under HS Code 2713 prepared and sent to the Ministry.
- The Council's input on representation received from Cabinet Secretariat regarding request for review of MEIS Policy to include Copper Cathodes and Rods has provided to the Ministry.
- A detailed Export Promotion action plan on GI registration for Makrana Marble from Rajasthan has been prepared and sent to the Ministry as desired by them.
- Export constraints/issue in respect of CIS countries prepared and sent to the Ministry.
- List of various Certificates/Contracts issued during 2018-19 submitted to the Ministry
- Capexil's information for Performance Review of EPCs has been submitted to the Ministry as desired by them.
- Swachta Pakhwada Awards 2019 Action Plan of the Capexil submitted to the Ministry.
- List of India-USA trade Issues faced by the exporters has furnished to the Ministry
- Prepared and sent Capexil's input for 16th Session of India BLEU JEC as desired by the Ministry
- Council's input for Commerce Secretary's visit to Jharkhand during 27-28th August 2019 submitted to the Ministry.
- A detail Note submitted to the Ministry on boosting of exports to China and the USA under lines identified having potential opportunity for India in Chinese and US markets arising out of the US-China Trade standoff.
- A detail Note on Territory wise analysis of Import/Export Trends and Barriers faced by Indian exporters prepared and submitted to the Ministry as desired by them.
- Input regarding measures taken for ease of taxation (direct & GST) for the benefit of exporters has been submitted to the Ministry.
- Monthly update/report on AD/CVD cases submitted to the Ministry



- Prepared a list of potential commodities which we would like to enhance the quantum of exports to Indonesia has been submitted to the Ministry.
- Inputs on Barriers faced by Indian exporters furnished to the Ministry
- Council's input on Foreign Trade Policy has been submitted to the Ministry
- Council's input on examination of representation requesting corrections in inverted duty structure due to withdrawal of customs duty exemptions has been submitted to the Ministry.
- Council's input on the 75 days Achievement of Department of Commerce has been submitted.
- List of Non-tariff barriers for exports of products under Capexil to RCEP countries has been submitted to the Ministry.
- Information for updating of Import data on CIM Dashboard has been submitted to the Ministry
- Suggestions to give a major boost to the Printing Industry in India have been submitted to the Ministry.
- Council's input on huge under invoicing and dumping of Glass Beads from China resulting in closure of MSME and creation of unemployment Artisans and workers has been furnished to the Ministry.
- Inputs on Value chain analysis of employment intensive export products, export promotion strategies and Tariff/Non-tariff barriers hampering exports has been submitted to the Ministry as desired by them.
- Compliance Report of Capexil as directives of Department of Commerce, GOI has submitted to the Ministry.
- Inputs for talking points for CIM: Aizawal and Mizoram visit provided.
- Action taken report on the discussion held in the interactive meeting chaired by Hon'ble MoS (C & I) held on 25-06-2019 with stakeholders submitted to the Ministry.
- Monthly import analysis for Capexil's product submitted to the Ministry.
- Pre-Budget Proposal for the year 2020-21 has been submitted to the Ministry.
- Council's input on 5th Meeting of India Brazil trade Monitoring Mechanism has been submitted.
- Council's input on India-Ethiopia Joint Trade Committee Meeting has been submitted to the Ministry.
- Material for inclusion in the Finance Minister's Budget Speech for the year 2020-21 has been provided to the Ministry.
- Inputs on trade related issues for Europe has been submitted for Hon'ble CIM's VC held on 2-12-2019 with Indian Embassies in Europe.
- India-US trade issues has been submitted to the Ministry.
- Council's input on export of Fertilisers/Urea to Myanmar has been furnished to the Ministry.
- Council's input for 7th Meeting of India-Russia Working Group in Priority Investment Project has been submitted.
- Suggested interested members for Constitution of India-Bangladesh CEO forum to the Ministry.
- Provided input for Commerce Secretary's visit to Arunachal Pradesh



- Input regarding manufacturing of Chinese Manza/Kite Thread furnished to the Ministry.
- Provided Council's input for bilateral meeting of CIM with German Minister held on 31-10-2019 to 01-11-2019.
- Provided suitable reply on questions raised in Parliamentary Standing Committee held on 15-10-2019 on granite products.
- A detailed representation related to export of Sawn Timber/Plywood has been submitted to the Ministry.
- Provided a detail Note during meeting with all EPC to discuss export performance chaired by Commerce Secretary on 24th October 2019 at New Delhi.
- Capexil's detailed Note on GCC Anti-Dumping Investigation on import of Ceramic Tiles from India has been submitted.
- District wise export data collected from the members has been submitted to the Ministry.
- Council's input on Commerce Secretary's visit to Jharkhand on 13-14th November 2019 has been submitted.
- Council's input on India-Mali Foreign Office Consultation has been submitted.
- Point wise Council's input on study on the rationalizing India's import tariff in general and in the context of FTAs/RTAs/PTAs/CECAs on Chemicals Based Allied Products Sector submitted to the Ministry.
- Issues regarding Rubber Industry have been taken up with the Ministry.
- A suitable reply prepared and sent to Ministry regarding inverted duty structure pertaining to Copper/Copper Ore industry.
- Various factors affecting the exports to Japan & Korea RP has been submitted to the Ministry.
- Council's input provided to the Ministry with regard to relief required for the Printers in India who have not been able to fulfil their EO against machines bought under EPCG.
- As desired by the Ministry, the Council has identified of 4-5 labour intensive items where licence can be considered while imports into India.
- Detail note on achievements in the North-East Region in the last 5 years and future plan has submitted to the Ministry.
- Various information in respect of Parliament Question regarding Export of Natural Stone and granite has been submitted to the Ministry.
- A suitable reply on Marble Slab imports from Sri Lanka has been submitted to the Ministry.
- List of top 50 Capexil's products imported from China for the last 3 years submitted to the Ministry.
- List of domestic association of products falling under Capexil has prepared and sent to Ministry.
- Council's input with regard to Aluminium Association of India on Petroleum Coke and Green Anode/Calcined Alumina products has submitted to the Ministry.
- A detailed representation on removal of export duty on export of Non Plant Grade Bauxite and Calcined Bauxite has been submitted to the Ministry.
- Council's input on India-Peru Trade Agreement has been submitted to the Ministry.



- Council's input on Government Report for 7th Trade Policy Review has been submitted to the Ministry.
- Prepared talking points for perusal of Hon'ble CIM for the meeting with HCIIM and submitted to the Ministry
- A detailed note on global disruptions in supply chains and their impact on Capexil's product also measures to double the Capexil's exports by 2024-25 has been submitted to the Ministry.
- Input on impact of Corona Virus to Capexil's industry has been submitted to the Ministry.
- Detailed feedback of impact and adaptive/mitigation measures taken with regard to Corona virus for Capexil products submitted to the Ministry.
- A detailed Note on Capexil's trade with East Asian countries has been submitted to the Ministry.
- Capexil's input for PM's visit to Egypt during 13th-14th March 2020 has been provided to the Ministry.
- Council's input on CIM dashboard task id 4389 requiring setting up a meeting to resolve the dumping issue in phenol.
- Council's input for comments on the Mercury Action Plan has been submitted.
- Suitable reply on overlapping of HS Codes pertaining to CAPEXIL, CHEMEXCIL and PLEXCONCIL has been furnished to the Ministry.
- Measures to boost export –difficulties faced by exporters of products of Animal origin Amendment of the policy conditions in the ITC (HS) Code 2018 schedule-2 Export Policy concerning the issuance of HC for export of Ossein and Gelatin to EU intended to be used for human consumption.
- **Small Value Shipments** : Small Value Shipments require the same level of documentation and transaction cost as in the case of large value container shipments. Books and such other consumer material which have a large contingent of customers world over have small value individual and institutional buyers. Because of the cost involved and the documentation required exports are slowly going down. Some minimum amount say US\$ 1000 may be fixed for small value shipments without such heavy documentation in terms of export as well as banking at least in respect of Books / Periodicals. Concerned authority for resolving the issue : Reserve Bank of India,
- **E.Books / E.Journals** : E. Books / E. Journals should be placed under the canopy of CAPEXIL. E. Books and E. Journals are neither services nor soft wares but independent products and the export of these products is expected to grow in future. Hence it is requested that these products should be included in the products basket of CAPEXIL. Concerned authority for resolving the issue : DGFT
- **Consolidation of small book shipment** : Export of Books be allowed under freight consolidation, whether by Air or by Sea, by approved Freight Forwarders to importers in other countries. As importers, we can import from UK or USA or even Singapore under an airfreight consolidation. This means that we order various quantities of books from sources in UK which are then consolidated by Freight Forwarders in London. Then every week, they ship it by Air to us under a House Airway Bill (HAWB). Several such HAWB's from different importers are consolidated as one Airway Bill. Because of the consolidated weight the airfreight rate becomes much lower than that would otherwise be and reduce costs to customers. Concerned authority for resolving the issue:
- **Export Market Survey by NIELSEN BOOK INDIA** : In order to identify new markets for our books / publications, it will be good if a proper survey is conducted by some well-known market research company. CAPEXIL would like to enlist the services of Nielsen (A UK Origin Company) for the same subject to the Government providing the required financial support. Concerned authority for resolving the issue: Ministry of Commerce and Industry, DOC.



- **Recognition of Sale of Translation / Territory Rights** : Now a days publishers do sell rights (publishing rights for a particular Territory or Translation rights into a foreign language). Such sales need to be recognized

PMO Public Grievance Registration related

- Suitable input of the Capexil has submitted to the Ministry with regard to Public Grievance Registration No 0137706 dated 15-4-2019 on challenge faced by Ceramic industry on procurement of key raw materials, which include potash feldspar and soda feldspar.
- A suitable reply has been prepared and sent to the Ministry in connection with Public Grievance Registration No. 00155 dated 05-06-2019 as desired by them.
- A suitable reply has been prepared and sent to the Ministry in connection with Public Grievance Registration No. 00480 dated 22-07-2019 as desired by them.
- A suitable reply has been prepared and sent to the Ministry in connection with Public Grievance Registration No. 376302 dated 07-10-2019 & Public Grievance No. 0366445 dated 28-09-2019 as desired by them.
- A suitable reply has been prepared and sent to the Ministry in connection with Public Grievance Registration No. 0307466 dated 29-8-2019 as desired by them.
- A suitable reply has been prepared and sent to the Ministry in connection with Public Grievance Registration No. 0607605 dated 11-10-2019 on Cement products as desired by them.

Lok Sabha / Rajya Sabha Question

- A suitable reply has been provided to the Ministry in connection with Lok Sabha Unstarred Question Dy No 6871 provisionally admitted for answer on 24-7-2019 regarding export from Jammu and Kashmir.
- A suitable reply has been provided to the Ministry in connection with Lok Sabha Provisionally Admitted Starred Question Dy No 3714 received from the Ministry.
- A suitable reply has been provided to the Ministry in connection with Lok Sabha Provisionally Admitted Starred Question Dy No 3935 received from the Ministry.
- A suitable reply has been provided to the Ministry in connection with Lok Sabha Provisionally Admitted Starred Question Dy No 2477 received from the Ministry.
- A suitable reply has been provided to the Ministry in connection with Lok Sabha Unstarred Question No 656 regarding Trade Deficit between India and China.
- A suitable reply has been provided to the Ministry in connection with Lok Sabha admitted Unstarred Question No 2585 regarding steps taken by the Government for the promotion of Indian exports in the global trade.
- A suitable reply has been provided to the Ministry in connection with Rajya Sabha Unstarred Question 712 regarding Consultation with Export Promotion Councils.
- A suitable reply has been provided to the Ministry in connection with Rajya Sabha Question Diary No. S604.



- A suitable reply has been provided to the Ministry in connection with Rajya Sabha provisionally admitted Question Dy No. S1716 by Vijila Sathyanath regarding plans by Export Promotion Council to increase India's Exports.
- A suitable reply has been provided to the Ministry in connection with Lok Sabha Question Diary No 1230 regarding issues related to granite industry in Karimnagar district, Telangana.
- A suitable reply has been provided to the Ministry in connection with Lok Sabha Admitted Unstarred Question No 3728 regarding issues related to granite industry in Karimnagar district, Telangana.
- A suitable reply has been provided to the Ministry in connection with Lok Sabha Provisionally Admitted Question for 5-2-2020 regarding pressure to open up domestic market.
- A suitable reply has been provided to the Ministry in connection with Rajya Sabha Provisionally Admitted Question no. S1974 regarding gifting of tribal items at official functions.
- A suitable reply has been provided to the Ministry in connection with Rajya Sabha Unstarred Question no. 1832 regarding interruption in supply of raw materials from China due to Coronavirus.

Issues related to Ministry of Finance

- A detail representation submitted to the Ministry requesting to increase of Custom Duty for Value Added Rubber Products and reduction of Custom duty for Natural Rubber.
- Pre-Budget Proposals for the Year 2020-21 submitted for the following products:
 - i. Exemption of Custom Duty on exports of all forms of Bauxite Products
 - ii. Withdrawal of export duty of 10% levied on unprocessed illmenite
 - iii. Reduction of Custom Duty for Import of Natural Rubbery Dry & Natural Latex
 - iv. Withdrawal of Custom duty for wood log
 - v. Withdrawal of Export duty on Iron Ore
 - vi. Removal of Export duty on Crome Ore and Concentrates

MARINE INSURANCE RELATED ISSUE :

- Received a message from the CAPEXIL WRO, Mumbai on 09/07/2019 regarding the insurance coverage refusal by National Insurance Co. Ltd., Chennai for M/s. Sri Kaliswari Metal Powder Co. Ltd., Sivakasi. In reply, we have forwarded the same email to the Regional Manager, M/s. National Insurance Co. Ltd., Chennai on 12/07/2019 asking for some notification or circular on this issue. In reply, we have received a reply from the Insurance Co., with a copy of circular attached stating that w.e.f. 10th July 2019 shipments transiting through persian & arabian gulf waters are denied war risk cover, can be covered by payment of additional premium.

GST RELATED ISSUE:

- Received a letter from M/s. Silver Stone Granites Pvt. Ltd., Vellore, regarding the refund of CGST for the exports done during transition period on 17/10/2019 with necessary supporting data and documents. In reply, we have forwarded the same issue to Shri Pranab Kumar Das, Chairman, Central Board of Indirect Taxes & Customs, New Delhi on 11/11/2019 for further action. This has been resolved.

4. EXPORT PROMOTIONAL ACTIVITIES

4.1 BUSINESS DELEGATION AND BUYER-SELLER MEET CUM EXHIBITION:

- CAPEXIL organized Exhibition cum B2B Meets in Russia, Kazakhstan & Belarus from 18-09-19 to 27-09-19 with 18 participants of various Rubber products (Non Tyres & Tyres Sector) as a measure of Export promotion under the MAI Scheme. Organised Capexil India Country Pavilion at Central Asia Mining & Kazcomak'2019 show at Kazakhstan followed by BSMs in all three countries.

4.2 OVERSEAS TRADE FAIRS/EXHIBITIONS:

During the year 2019-20 under report, Capexil organized participation of its member-firms in the following international fairs/exhibitions abroad: -

Under MAI Scheme:

S.N.	Event Name	Commodity Name	Place	Event Dates	No. of Participants
1.	Bhutan Construction Fair 2019	Building Materials	Thimphu, Bhutan	18-07-19 to 21-07-19	10
2.	Frankfurt Book Fair	Books Publications	Frankfurt, Germany	16-10-19 to 20-10-19	32
3.	Sharjah International Book Fair	Books Publications	Sharjah, UAE	30-10-19 to 09-11-19	20
4.	Paperworld, China	Paper	Shanghai, China	15-11-19 to 17-11-19	16
5.	NY Now, New York	Paper	New York, United State	01-02-20 to 04-02-20	15

Under Self-Finance Basis:

S.N.	Event Name	Commodity Name	Place	Event Dates	No. of Participants
1.	Abu Dhabi International Book Fair	Books Publications	Abu Dhabi, UAE	24-04-20 to 30-04-20	13
2.	Guadalajara International Book Fair	Books Publications	Guadalajara, Mexico	30-11-19 to 08-12-19	20

4.3 REVERSE BUYER SELLER MEET CUM EXHIBITION:

- a) Reverse Buyer Seller Meet of Books, Publications and Print Services was organized by the CAPEXIL at Neemrana, Rajasthan from 17-02-20 to 19-02-20 with 16 Foreign Participants and 489 Indian Participants.
- b) CAPEXIL in association with Ministry of Commerce & Industry, Govt. of India, CHEMEXCIL and SHEFEXIL organized one of the India's Largest Sourcing Show for Chemical based allied products- the 5th edition of CAPINDIA 2020 from 02-12-19 TO 04-12-19 at Bombay Exhibition Centre (BEC), Mumbai, India coincided by B2B Meet/ RBSM with Overseas Delegates. 55 Exhibitors had booked the stands at the CAPINDIA Exhibition 2020 along with RBSM wherein 40 Overseas Delegates/Buyers have been invited by the CAPEXIL.

4.4. PARTICIPATION IN DOMESTIC FAIRS/RBSM BY CAPEXIL:

CAPEXIL participated in New Delhi World Book Fair from 04-01-20 to 12-01-20 at Pragati Maidan as a measure of membership as well as export promotion.

4.5 EXPORT WORKSHOP, SEMINAR, CONFERENCE AND OPEN HOUSE MEET:

The following workshops, seminars, conference and open house meetings were organized and participated in by CAPEXIL during the year under report:

S.N.	Date	Particulars of Meetings
1	14-06-19	CAPEXIL organised Export Awareness Seminar at Agartala, Tripura.
2	09-08-19	CAPEXILorganised Outreach Programme for Cement, Cement Clinkers and Asbestos Cement Products Panel with programme title "Role of Cement Industries in increasing export market share" held at Beverly Hotel, Kilpauk, Chennai.
3	15-11-19	Open house session with GST Commissionerate, Kolkata and DGFT, Kolkata organized by CAPEXIL and EPCES at the Assemblage, Wood Street, Kolkata to know about the new scheme "Sabka Biswas (Legacy Dispute Resolution)". Mr. Deshdulal Chatterjee, Superintendent, GST Commissionerate, Kolkata and Mr. Partha Santra, Superintendent, GST Commissionerate, Kolkata were the speakers.
4	29-11-19	CAPEXIL organized Outreach Programme for Miscellaneous Products Panel was conducted at Bell Hotels (P) Ltd., Sivakasi.
5	04-12-19	Capexil organised Seminar on "Export & Domestic Invoice Factoring: Collateral Free Trade Finance made easy" at Mumbai. Shri Abhijeet Angane, Sr. V.P. & West Zone Business Head along with Shri Hardik Trivedi, Sr. Manager - Relationship were the Speakers.
6	19-12-19	CAPEXIL organised Workshop on Remission of Duties and Taxes on Exported products (RoDTEP) for Manufacturer exporters at Mumbai. Shri Sudhakar Kasture, Director, Helpline Impex Pvt Ltd. conducted the Workshop.

S.N.	Date	Particulars of Meetings
7	23-12-19	Workshop on Remission of Duties and Taxes on Exported Products (RoDTEP) for manufacturer exporters was organised by Capexil at Presidency Club, Egmore. Professor Mr. Sudhakar Kasture, Director, M/s. Helpline Impex Pvt. Ltd., Mumbai was the Speaker.
8	24-01-20	CAPEXIL organised National seminar/workshop on Export opportunities on Chemical & Allied Products in association with Raniganj Chamber of commerce at Raniganj.
9	31-01-20	CAPEXIL organised Export Awareness Seminar and Training Programme on Market Entry Strategy in association with DGFT, IIFT, NSIC and EPCES at Bhubaneswar, Odisha under "Niryat Bandhu" Scheme of DGFT. Dr. Gautam Dutta, Professor, IIFT has taken the training session to enlighten the subject matter.
10	11-03-20	CAPEXIL organized Seminar-cum-interactive Session on Natural Stones & Products panel in consultation with JDGFT, Coimbatore, Dept. of Geology & Mining, Salem, Govt. of Tamilnadu, GST-Salem, E.C.G.C., Salem, held at Hotel Radission- Salem.

4.6 VISIT OF FOREIGN DIGNITARIES AND TRADE REPRESENTATIVES:

A good number of foreign buyers/trade representatives and other dignitaries had visited CAPEXIL offices including regional offices and made enquiries related to Indian Products. They were given the relevant information and necessary assistance to source their products from India. A few of them also made presentations before Members in terms of products and services in which they were interested.

4.7 OTHER EXPORT PROMOTIONAL ACTIVITIES:

During the year under report, information pertaining to 19 overseas enquires were circulated among the members of CAPEXIL. Besides, 31 Annex 'C' Certificates had been issued, in addition to those, 1745 Health Certificate, 249 Veterinary Certificate and 76 other Certificates had also been issued during the year under report. A number of other certificates, such as 38 Certificates of origin, 155 Plant Registration & other Certificates, 49 Swan Timber Contract Certificate, 1998 Shipment Clearance Certificates were issued for Animal By Products & Ossein & Gelatine Export and NOC other certificate, 46 Visa recommendation letters to various embassies had also been issued as part of an export facilitation exercise for members of Capexil.



5. PUBLICITY AND PUBLICATION

A. Internal Publicity:

(I) Press Relation:

CAPEXIL maintained close liaison with the leading National Dailies and business publications countrywide wherein the Council's activities and achievements were highlighted through various press releases.

(II) Publicity through print Media:

CAPEXIL brought out a number of publicity materials in the shape of folders/ handouts /brochures for distribution during overseas fairs/exhibitions, BSM, visit of trade delegations, etc., to ensure wide publicity of members' products abroad.

(III) Publications:

In the year under report, the Council brought out various publications viz. CAPEXIL SAMACHAR (e-publishing), Annual Report, A Statistical Profile, Product Profiles and other publicity folders / brochures for circulation / distribution.



6. FINAL ACCOUNT

The Audited Statement of Accounts for the year ended 31st March, 2020 is appended to the report.



कैपेक्सिल
CAPEXIL

**FINANCIAL STATEMENTS
WITH AUDITORS' REPORT**



Report of the Committee of Administration (CoA)

To the Members of CAPEXIL,

Your Committee is pleased to present its 62nd Annual Report for the financial year ended on 31st March, 2020 together with the Audited Financial Statement of Accounts and the Auditors' Report for the said period. Your Committee gratefully acknowledges the encouragement, co-operation and support extended by the Members throughout the year. In order to maintain transparency, transactions of major financial impact were discussed in the CoA meetings from time to time.

Membership: The Membership strength in the Council as on 31.03.2019 was 3917 and as on 31.03.2020 was 3690

Financial Status:

Summary of Income & Expenditure Account

In ₹ (Rupees)

Particulars	2018-19	2019-20
Income from Members	6,08,02,903	6,59,05,120
Government Grants for MDA/MAI Activities	-	1,62,36,213
Other Income	54,30,366	1,19,32,132
Interest Income	67,33,416	69,28,006
TOTAL REVENUE	7,29,66,685	10,10,01,471
Employee Benefit Expenses	4,85,49,947	4,01,04,204
Depreciation and Amortization Expenses	8,27,833	9,44,906
Export Promotional Activities	1,25,99,207	3,41,81,582
Other Expenses	1,26,08,192	1,34,66,258
TOTAL EXPENSES	7,45,85,179	8,86,96,950
Surplus/ (Deficit)	(16,18,494)	1,23,04,521

Dividend: The Council is registered under Section 8 of the Companies Act, 2013 as a non-profit entity. Hence, no dividend can be declared by the Council.

Material Changes and Commitments: No material changes and commitments affecting the Financial position of the Council occurred between the end of the financial year to which this financial statement relates and the date of this report.

Conservation of Energy, Technology Absorption, Foreign Exchange Earnings & Outgo:

1. Conservation of Energy, Technology Absorption: The particulars as required under the provision of Section 134(3)(m) of the Companies Act, 2013 in respect of conservation of energy and technology absorption have not been furnished considering the nature of activities undertaken by the Council during the year under review.

2. Foreign Exchange Earnings and Outgo: During the financial year 2019-20, the foreign exchange earnings of the Council amounted to Rs.3,11,087.27 as against Rs. Nil in the previous year. The expenditure in foreign exchange during the financial year was Rs 1,53,25,010.31 as compared to Rs. 1,17,98,112.00 in the previous year.

Loan, Guarantees or Investments: Particulars of loans given, investment made, guarantees given, if any, and the purpose for which the loan or guarantee and investment is proposed to be utilised are provided in the standalone financial statement in note nos H, I & L.



Extract of Annual Return: In accordance with Section 134(3)(a) of the Companies Act, 2013 read with Rule 12 of the Companies (Management and Administration) Rules, 2014, an extract of the Annual Return for the financial year ended 31st March, 2020 in Form MGT-9 is appended as Annexure - 1 to the CoA Report.

Internal Financial Control: The Council has a proper and adequate internal control system commensurate with its nature of activities and meets the following objectives:

- providing assurance regarding the effectiveness and efficiency of operations;
- efficient use and safeguarding of resources;
- compliance with policies, procedures and applicable laws and regulations; and
- transactions being accurately recorded and promptly reported.

The members of the CoA regularly review the adequacy of internal control system.

Committee Responsibility Statement: As stipulated in Section 134(3)(c) of the Companies Act, 2013, your Committee subscribes to the "Committee Responsibility Statement" and confirms as under:

- 1) That in the preparation of the Annual Accounts, the applicable Accounting Standards have been followed and there are no material departures;
- 2) That the committee has selected such accounting policies and applied consistently and made judgments and estimates that are responsible and prudent so as to give a true and fair view of the state of affairs of the Council at the end of the financial year and of the Surplus of the Council for the year ended on that period;
- 3) That the Committee has taken proper and sufficient care for the maintenance of adequate accounting records in accordance with the provisions of this Act for safeguarding the assets of the Council and for preventing and detecting fraud and other irregularities;
- 4) That the Committee has prepared the Annual Accounts of the Council on a going concern basis.
- 5) That the Committee has laid down internal financial controls to be followed by the Council and such internal financial controls are adequate and were operating effectively; and
- 6) That the committee has devised proper systems to ensure proper compliance with the provisions of all applicable laws and that such systems were adequate and operating effectively.

Auditors and Auditors' Report:

Auditors: The Council's Auditors, M/s. Add & Associates, Chartered Accountants, who were appointed with your approval at the 57th AGM for a period of five years, will complete their present term on the conclusion of the ensuing 62nd AGM of the Council.

The COA of the Council propose the appointment of M/s. Add & Associates, Chartered Accountants as the Statutory Auditors. The Council has received a written consent, eligibility letter and other necessary declarations and confirmations from M/s. Add & Associates. Stating that they satisfy the criteria provided under Section 141 of the Companies Act, and that the appointment, if made, shall be in accordance with the applicable provisions of the Act and rules framed thereunder.

If approved by the Members, the appointment of M/s. Add & Associates, Chartered Accountants as the Statutory Auditors will be for a period of five consecutive years commencing from the conclusion of 62nd Annual General Meeting till the conclusion of the 67th Annual General Meeting held after this Annual General Meeting. The Audit report for the financial year 2019-20 does not contain any qualification, reservation or adverse remarks.

Committee's Comment on the Auditors' Report: The observations of the Statutory Auditors, when read together with the relevant notes to the accounts and accounting policies are self explanatory. There are no qualification, reservation or adverse remark or disclaimer made by the said auditors in their report.

Cost records and cost audit: Maintenance of cost records and requirement of cost audit as prescribed under the provisions of Section 148 (1) of the Companies Act, 2013 are not applicable for the activities carried out by the Council.



Number of meetings of the CoA: During the year, the Council held five Committee Meetings on 21st June, 2019, 27th August, 2019, 11th November, 2019, 27th December, 2019 and 27th December, 2019 respectively.

Significant and Material Orders, if any: During the year, there were no significant and material orders passed by the regulators or courts or tribunals impacting the going concern status and the Council's operation in future.

Compliance with Secretarial Standards: The Council is in compliance with the applicable Secretarial Standards issued by the Institute of Company Secretaries of India and approved by the Central Government under section 118(10) of the Act.

Particulars of Employees: There was no employee of the Council who received remuneration in excess of the limit prescribed under Section 197 of the Companies Act, 1956 read with Rule 5 of the Companies (Appointment and Remuneration) Rules, 2014.

Green Initiatives: Electronic copies of the Annual Report 2019-20 and Notice of the 62nd Annual General Meeting are sent to all members whose email addresses are registered with the Council. The Physical copies of the aforesaid documents will also be available at all the offices of CAPEXIL for inspection during normal business hours on working days. Also, the printed copies of the same will be made available on specific requisition.

Appreciations and Acknowledgements: We are grateful to the members and all stakeholders for their co-operation, fruitful suggestions and guidance from time to time. We also thank the Government of India, particularly the Ministry of Commerce and Industry, the Ministry of Finance, the Ministry of Corporate Affairs, the Ministry of Micro, Small & Medium Enterprises, the Income Tax Department, the Reserve Bank of India and other Government agencies for their support, and look forward to their continued support in the future.

On behalf of the CoA
Sd/-
B. H. Patel
President
DIN: 01690183

Date: 28th October, 2020
Place: Kolkata

ANNEXURE TO THE COA REPORT

ANNEXURE -1 EXTRACT OF ANNUAL RETURN FORM NO. MGT 9

EXTRACT OF ANNUAL RETURN AS ON THE FINANCIAL YEAR ENDED ON 31ST MARCH, 2020

Pursuant to Section 92 (3) of the Companies Act, 2013 and rule 12(1) of the Company (Management & Administration) Rules, 2014.

I. REGISTRATION & OTHER DETAILS:		
1	CIN	U36900WB1958NPL023786
2	Registration Date	28/03/1958
3	Name of the Company	CAPEXIL
4	Category/Sub-category of the Company	COMPANY LIMITED BY GUARANTEE COMPANY LICENSED UNDER SECTION 25
5	Address of the Registered office & contact details	"VANIJYA BHAVAN", 3RD FLOOR, INTERNATIONAL TRADE FACILITATION CENTRE, 1/1 WOOD STREET, KOLKATA - 700016
6	Whether listed company	NO
7	Name, Address & contact details of the Registrar & Transfer Agent, if any.	NA

II. PRINCIPAL BUSINESS ACTIVITIES OF THE COMPANY

(All the business activities contributing 10 % or more of the total turnover of the company shall be stated)

S. No.	Name and Description of main products / services	NIC Code of the Product/service	% to total turnover of the company
1	PROMOTING EXPORT OF CHEMICALS & ALLIED PRODUCTS		100
2			
3			

III. PARTICULARS OF HOLDING, SUBSIDIARY AND ASSOCIATE COMPANIES

S.No.	Name and address of the Company	CIN/GLN	Holding/ Subsidiary/ Associate	% of shares held	Applicable Section
1	NA	NA	NA	NA	NA
2					
3					



IV. SHARE HOLDING PATTERN

(Equity share capital breakup as percentage of total equity)

(i) Category-wise Share Holding

Category of Shareholders	No. of Shares held at the beginning of the year [As on 31-March-2019]				No. of Shares held at the end of the year [As on 31-March-2020]				% Change during the year
	Demat	Physical	Total	% of Total	Demat	Physical Shares	Total	% of Total Shares	
A. Promoters									
(1) Indian	NA	NA	NA	NA	NA	NA	NA	NA	NA
a) Individual/ HUF									
b) Central Govt									
c) State Govt(s)									
d) Bodies Corp.									
e) Banks / FI									
f) Any other									
Sub Total (A) (1)									
(2) Foreign	NA	NA	NA	NA	NA	NA	NA	NA	NA
a) NRI Individuals									
b) Other Individuals									
c) Bodies Corp.									
d) Any other									
Sub Total (A) (2)									
TOTAL (A)									
B. Public Shareholding	NA	NA	NA	NA	NA	NA	NA	NA	NA
1. Institutions									
a) Mutual Funds									
b) Banks / FI									
c) Central Govt									
d) State Govt(s)									
e) Venture Capital Funds									
f) Insurance Companies									
g) FII's									
h) Foreign Venture Capital Funds									
l) Others (specify)									
Sub-total (B)(1):									



2. Non-Institutions	NA	NA	NA	NA	NA	NA	NA	NA	NA
a) Bodies Corp.									
i) Indian									
ii) Overseas									
b) Individuals									
i) Individual shareholders holding nominal share capital upto Rs. 1 lakh									
ii) Individual shareholders holding nominal share capital in excess of Rs 1 lakh									
c) Others (specify)									
Non Resident Indians									
Overseas Corporate Bodies									
Foreign Nationals									
Clearing Members									
Trusts									
Foreign Bodies - D R									
Sub-total (B)(2):									
Total Public Shareholding (B)= B(1) +B(2)									
C. Shares held by Custodian for GDRs & ADRs	NA	NA	NA	NA	NA	NA	NA	NA	NA
Grand Total (A+B+C)									

(ii) Shareholding of Promoter

SN	Shareholder's Name	Shareholding at the beginning of the year			Shareholding at the end of the year			% change in shareholding during the year
		No. of Shares	% of total Shares of the company	% of Share Pledged/ encumbered to total shares	No. of Shares	% of total Shares of the company	% of Share Pledged/ encumbered to total shares	
1	NA	NA	NA	NA	NA	NA	NA	NA
2								
3								
4								

(iii) Change in Promoters' Shareholding (please specify, if there is no change)

SN	Particulars	Date	Reason	Shareholding at the beginning of the year		Cumulative Shareholding during the year	
				No. of shares	% of total shares	No. of shares	% of total shares
	At the beginning of the year	NA	NA	NA	NA	NA	NA
	Date wise Increase / Decrease in Promoters Share holding during the year specifying the reasons for increase / decrease (e.g. allotment / transfer / bonus/ sweat equity etc)	NA	NA	NA	NA	NA	NA
	At the end of the year	NA	NA	NA	NA	NA	NA

(iv) Shareholding Pattern of top ten Shareholders
(Other than Directors, Promoters and Holders of GDRs and ADRs):

SN	For each of the Top 10 shareholders	Date	Reason	Shareholding at the beginning of the year		Cumulative Shareholding during the year	
				No. of shares shares	% of total	No. of shares shares	% of total
1	Name	NA	NA	NA	NA	NA	NA
	At the beginning of the year						
	Changes during the year						
	At the end of the year						
2	Name	NA	NA	NA	NA	NA	NA
	At the beginning of the year						
	Changes during the year						
	At the end of the year						

(v) Shareholding of Directors and Key Managerial Personnel:

SN	Shareholding of each Directors and each Key Managerial Personnel	Date	Reason	Shareholding at the beginning of the year		Cumulative Shareholding during the year	
				No. of shares shares	% of total	No. of shares shares	% of total
1	Name	NA	NA	NA	NA	NA	NA
	At the beginning of the year						
	Changes during the year						
	At the end of the year						
2	Name	NA	NA	NA	NA	NA	NA
	At the beginning of the year						
	Changes during the year						
	At the end of the year						



V. INDEBTEDNESS

Indebtedness of the Company including interest outstanding/accrued but not due for payment.

(Amt. Rs./Lacs)

Particulars	Secured Loans excluding deposits	Unsecured Loans	Deposits	Total Indebtedness
Indebtedness at the beginning of the financial year				
i) Principal Amount	NIL	NIL	NIL	NIL
ii) Interest due but not paid				
iii) Interest accrued but not due				
Total (i+ii+iii)				
Change in Indebtedness during the financial year				
* Addition	NIL	NIL	NIL	NIL
* Reduction				
Net Change				
Indebtedness at the end of the financial year				
i) Principal Amount	NIL	NIL	NIL	NIL
ii) Interest due but not paid				
iii) Interest accrued but not due				
Total (i+ii+iii)				

VI. REMUNERATION OF DIRECTORS AND KEY MANAGERIAL PERSONNEL

A. Remuneration to Managing Director, Whole-time Directors and/or Manager:

SN.	Particulars of Remuneration	Name of MD/WTD/ Manager		Total Amount
	Name			(Rs/Lac)
	Designation			
1	Gross salary	NA	NA	NA
	(a) Salary as per provisions contained in section 17(1) of the Income-tax Act, 1961			
	(b) Value of perquisites u/s 17(2) Income-tax Act, 1961			
	(c) Profits in lieu of salary under section 17(3) Income- tax Act, 1961			
2	Stock Option			
3	Sweat Equity			
4	Commission - as % of profit - others, specify			
5	Others, please specify			
	Total (A)			-
	Ceiling as per the Act			-



B. Remuneration to other Directors

SN.	Particulars of Remuneration	Name of Directors			Total Amount (Rs/Lac)
1	Independent Directors	NA	NA	NA	NA
	Fee for attending board committee meetings				
	Commission				
	Others, please specify				
	Total (1)				
2	Other Non-Executive Directors				
	Fee for attending board committee meetings				
	Commission				
	Others, please specify				
	Total (2)				
	Total (B)=(1+2)				
	Total Managerial Remuneration				
	Overall Ceiling as per the Act				

C. Remuneration to Key managerial Personnel other than MD / Manager / WTD

SN.	Particulars of Remuneration	Name of Key Managerial Personnel			Total Amount (Rs/Lac)				
		Name							
	Designation	CEO	CEO	CS					
1	Gross salary	NA	NA	NA	NA				
	(a) Salary as per provisions contained in section 17(1) of the Income-tax Act, 1961								
	(b) Value of perquisites u/s 17(2) Income-tax Act, 1961								
	(c) Profits in lieu of salary under section 17(3) Income- tax Act, 1961								
2	Stock Option								
3	Sweat Equity								
4	Commission - as % of profit - others, specify								
5	Others, please specify								
	Total (A)					-	-		



VII. PENALTIES / PUNISHMENT/ COMPOUNDING OF OFFENCES:

Type	Section of the Companies Act	Brief Description	Details of Penalty/ Punishment/ Compounding fees imposed	Authority [RD / NCLT/ COURT]	Appeal made, if any (give Details)
A. COMPANY					
Penalty	NIL	NIL	NIL	NIL	NIL
Punishment					
Compounding					
B. DIRECTORS					
Penalty	NIL	NIL	NIL	NIL	NIL
Punishment					
Compounding					
C. OTHER OFFICERS IN DEFAULT					
Penalty	NIL	NIL	NIL	NIL	NIL
Punishment					
Compounding					



ADD & ASSOCIATES

Chartered Accountants

P-168. Sector - B
Metropolitan Co-Op Hsg. Soc. Ltd.
Canal South Road
Kolkata - 700105
Phone: 2323-0178/2242-0406
E-mail: add_associates@yahoo.in

Independent Auditor's Report

**To the Members of CAPEXIL
Report on the Audit of Financial Statements**

Opinion

We have audited the accompanying financial statements of **CAPEXIL ("a Company limited by Guarantee, issued u/s 8 of the Companies Act, 2013)** which comprises the Balance Sheet as at March 31, 2020, the Statement of Income & Expenditure for the year then ended, and notes to the financial statements, including a summary of significant accounting policies and other explanatory information.

In our opinion and to the best of our information and according to the explanations given to us, the aforesaid financial statements give the information required by the Act in the manner so required and give a true and fair view in conformity with the accounting principles generally accepted in India, of the state of affairs of the Company as at March 31, 2020 and its surplus and its cash flows for the year ended on that date.

Basis for Opinion

We conducted our audit in accordance with the Standards on Auditing (SAs) specified under section 143(10) of the Companies Act, 2013. Our responsibilities under those Standards are further described in the Auditor's Responsibilities for the Audit of the Financial Statements section of our report. We are independent of the Company in accordance with the Code of Ethics issued by the Institute of Chartered Accountants of India together with the ethical requirements that are relevant to our audit of the financial statements under the provisions of the Companies Act, 2013 and the Rules thereunder, and we have fulfilled our other ethical responsibilities in accordance with these requirements and the Code of Ethics. We believe that the audit evidence we have obtained is sufficient and appropriate to provide a basis for our opinion.

Information Other than the Financial Statements and Auditor's Report Thereon

The Company's Board of Directors is responsible for the other information. The other information comprises the information included in the Board's Report including Annexures to Board's Report, but does not include the financial statements and our auditor's report thereon.

Our opinion on the financial statements does not cover the other information and we do not express any form of assurance conclusion thereon.

In connection with our audit of the financial statements, our responsibility is to read the other information and, in doing so, consider whether the other information is materially inconsistent with the financial statements or our knowledge obtained



during the course of our audit or otherwise appears to be materially misstated.

If, based on the work we have performed, we conclude that there is a material misstatement of this other information, we are required to report that fact. We have nothing to report in this regard.

Responsibilities of Management for the Financial Statements

The Company's Board of Directors is responsible for the matters stated in section 134(5) of the Companies Act, 2013 ("the Act") with respect to the preparation of these financial statements that give a true and fair view of the financial position, financial performance and cash flows of the Company in accordance with the accounting principles generally accepted in India, including the accounting Standards specified under section 133 of the Act. This responsibility also includes maintenance of adequate accounting records in accordance with the provisions of the Act for safeguarding of the assets of the Company and for preventing and detecting frauds and other irregularities; selection and application of appropriate implementation and maintenance of accounting policies; making judgments and estimates that are reasonable and prudent; and design, implementation and maintenance of adequate internal financial controls, that were operating effectively for ensuring the accuracy and completeness of the accounting records, relevant to the preparation and presentation of the financial statement that give a true and fair view and are free from material misstatement, whether due to fraud or error.

In preparing the financial statements, management is responsible for assessing the Company's ability to continue as a going concern, disclosing, as applicable, matters related to going concern and using the going concern basis of accounting unless management either intends to liquidate the Company or to cease operations, or has no realistic alternative but to do so.

Those Board of Directors are also responsible for overseeing the company's financial reporting process.

Auditor's Responsibilities for the Audit of the Financial Statements

Our objectives are to obtain reasonable assurance about whether the financial statements as a whole are free from material misstatement, whether due to fraud or error, and to issue an auditor's report that includes our opinion. Reasonable assurance is a high level of assurance, but is not a guarantee that an audit conducted in accordance with SAs will always detect a material misstatement when it exists. Misstatements can arise from fraud or error and are considered material if, individually or in the aggregate, they could reasonably be expected to influence the economic decisions of users taken on the basis of these financial statements.

As part of an audit in accordance with SAs, we exercise professional judgment and maintain professional skepticism throughout the audit. We also:

- Identify and assess the risks of material misstatement of the financial statement, whether due to fraud or error, design and perform audit procedures responsive to those risks, and obtain audit evidence that is sufficient and appropriate to provide a basis for our opinion. The risk of not detecting a material misstatement resulting from fraud is higher than for one resulting from error, as fraud may involve collusion, forgery, intentional omissions, misrepresentations, or the override of internal control.
- Obtain an understanding of internal control relevant to the audit in order to design audit procedures that are appropriate in the circumstances. Under section 143(3)(i) of the Companies Act, 2013, we are also responsible for expressing our opinion on whether the company has adequate internal financial controls system in place and the operating effectiveness of such controls. However, section 143(3)(i) of the Act, is not applicable to the Company.



- Evaluate the appropriateness of accounting policies under and the reasonableness of accounting estimates and related disclosures made by management.
- Conclude on the appropriateness of management's use of the going concern basis of accounting and, based on the audit evidence obtained, whether a material uncertainty exists related to events or conditions that may cast significant doubt on the Company's ability to continue as a going concern. If we conclude that a material uncertainty exists, we are required to draw attention in our auditor's report to the related disclosures in the financial statements or, if such disclosures are inadequate, to modify our opinion. Our conclusions are based on the audit evidence obtained up to the date of our auditor's report. However, future events or conditions may cause the Company to cease to continue as a going concern.
- Evaluate the overall presentation, structure and content of the financial statements, including the disclosures, and whether the financial statements represent the underlying transactions and events in a manner that achieves fair presentation.

Materiality is the magnitude of misstatements in the financial statements that, individually or in aggregate, makes it probable that the economic decisions of a reasonably knowledgeable user of the financial statements may be influenced. We consider quantitative materiality and qualitative factors in (i) planning the scope of our audit work and in evaluation the results of our work and (ii) to evaluate the effect of any identified misstatements in the financial statements.

We communicate with the management regarding, among other matters, the planned scope and timing of the audit and significant audit findings, including any significant deficiencies in internal control that we identify during our audit.

We also provide the management with a statement that we have complied with relevant ethical requirements regarding independence, and to communicate with all relationships and other matters that may reasonably be thought to bear on our independence, and where applicable, related safeguards.

Report on Other Legal and Regulatory Requirements

In view of the exemption provided under paragraph 2 of the Companies (Auditors' Report) Order, 2016 issued by the Central Government of India, reporting under sub section 11 of Section 143 of the Companies Act, 2013 (the Act) shall not apply to the Company. Hence no separate report is being made on the matters specified in paragraph 3 and 4 of the Order.

As required by Section 143(3) of the Act, we report that:

- a. We have sought and obtained all the information and explanations which to the best of our knowledge and belief were necessary for the purposes of our audit.
- b. In our opinion, proper books of account as required by law have been kept by the Company so far as it appears from our examination of those books;
- c. The Balance Sheet, the Statement of Income & Expenditure, and the Cash Flow Statement dealt with by this Report are in agreement with the books of account;
- d. In our opinion, the aforesaid financial statements comply with the Accounting Standards specified under Section 133 of the Act, read with Rule 7 of the Companies (Accounts) Rules, 2014.
- e. On the basis of the written representations received from the directors as on 31st March, 2020 taken on record by the Board of Directors, none of the directors is disqualified as on 31st March, 2020 from being appointed as a director in terms of Section 164 (2) of the Act.



- f. In terms of the specific exemption provided vide MCA notification dated 13th June, 2017 (GSR 583(E)), no separate report is being made on adequacy of the internal financial control over financial reporting of the Company and the operating effectiveness of such controls.
- g. With respect to the other matters to be included in the Auditors' Report in accordance with Rule 11 of the Companies (Audit & Auditors') Rules 2014 in our opinion and to the best of our information and according to the explanations given to us ;
- i) The Company does not have any pending litigations which would impact its' financial position;
 - ii) The Company did not have any long-term contracts including derivative contracts for which there were any material foreseeable losses;
 - iii) There were no amounts which is required to be transferred to the Investor Education and Protection Fund by the Company.

For **ADD & ASSOCIATES**
Chartered Accountants
Firm's Registration No. 308064E

Sd/-

CA Sonali Dey Bandopadhyay
(Partner)

Membership No. 64055

UDIN: 20064055AAAAEI9163

Place : Kolkata

Date : 28.10.2020



CAPEXIL
Balance Sheet as at 31st March 2020

Particulars	Note No.	As at 31st March 2020 Rs.		As at 31st March 2019 Rs.	
I. EQUITY & LIABILITIES					
(1) Shareholders' Funds					
(a) Reserves & Surplus	A	9,39,19,551	9,39,19,551	8,16,15,030	8,16,15,030
(2) Non-Current Liabilities					
(a) Other Long-Term Liabilities	B	2,00,000	47,07,805	2,00,000	1,00,87,486
(b) Long-Term Provisions	C	45,07,805		98,87,486	
(3) Current Liabilities					
(a) Trade Payables	D	9,51,466	3,74,74,904	9,44,239	2,60,27,026
(b) Other Current Liabilities	E	3,64,14,085		2,44,79,418	
(c) Short-Term Provisions	F	1,09,352		6,03,368	
TOTAL			13,61,02,260		11,77,29,542
II. ASSETS					
(1) Non-Current Assets					
(a) Fixed Assets	G	1,15,27,006	4,69,26,720	1,13,75,425	2,01,81,205
i) Tangible Assets		1,02,22,819		1,01,60,640	
ii) Intangible Assets		13,04,187		11,06,285	
iii) Intangible Assets under Development		—		1,08,500	
(b) Non-Current Investments	H	250		250	
(c) Long Term Loans and Advances	I	4,53,159		4,53,159	
(d) Other Non-Current Assets	J	3,49,46,305		83,52,371	
			8,91,75,540		9,75,48,337
(2) Current Assets					
(a) Cash and Cash Equivalents	K	7,26,81,742		8,98,24,801	
(b) Short-Term Loans and Advances	L	81,01,484		6,32,131	
(c) Other Current Assets	M	83,92,314		70,91,405	
TOTAL			13,61,02,260		11,77,29,542

Significant Accounting Policies (S)

Notes forming part of Financial Statements (T)

This is the Balance Sheet referred to in our Report of even date.

For **ADD & ASSOCIATES**
Chartered Accountants
Firm Registration No.308064E

Sd/-
Sonali Dey Bandopadhyay
Partner
Membership No.064055
Place: Kolkata
Date: 28.10.2020
UDIN: 20064055AAAAEI9163

Sd/-
B. H. Patel
President

Sd/-
Vineet Jhabak
Joint Director



CAPEXIL
Statement of Income and Expenditure for the year ended 31st March 2020

Particulars	Note No.	1st April, 2019 to 31st March 2020 Rs.	1st April, 2018 to 31st March 2019 Rs.
I. Revenue from Operations	N	8,21,41,333	6,08,02,903
II. Other Income	O	1,88,60,138	1,21,63,782
III. Total Revenue (I + II)		10,10,01,471	7,29,66,685
IV. Expenses :			
Employees benefits	P	4,01,04,204	4,85,49,947
Depreciation on Amortization Expenses	G	9,44,906	8,27,833
Export Promotional Activities	Q	3,41,81,582	1,25,99,207
Other Expenses	R	1,34,66,258	1,26,08,192
Total Expenses		8,86,96,950	7,45,85,179
V. Surplus before Exceptional and Extraordinary Items & Tax (III-IV)		1,23,04,521	(16,18,494)
VI. Exceptional Items		—	—
VII. Surplus before Extraordinary Items and Tax		1,23,04,521	(16,18,494)
VIII. Extraordinary Items		—	—
IX. Surplus before Tax		1,23,04,521	(16,18,494)
X. Tax Expenses :			
Current Tax		—	—
Deferred Tax		—	—
XI. Surplus/(Deficit) for the period from Continuing Operations (IX-X)		1,23,04,521	(16,18,494)
XII. Surplus/(Deficit) from Discontinuing Operations		—	—
XIII. Tax Expense of Discontinuing Operations		—	—
XIV. Surplus/(Deficit) from Discontinuing Operations (after tax) (XII-XIII)		—	—
XV. Surplus/(Deficit) for the Period (XI+XIV)		1,23,04,521	(16,18,494)
XVI. Earnings per Equity Share			
- Basic		—	—
- Diluted		—	—

Significant Accounting Policies (S)

Notes forming part of Financial Statements (T)

This is the Statement of Income & Expenditure referred to in our report of even date.

For **ADD & ASSOCIATES**
Chartered Accountants
Firm Registration No.308064E

Sd/-
Sonali Dey Bandopadhyay
Partner
Membership No.064055
Place: Kolkata
Date: 28.10.2020
UDIN: 20064055AAAAE19163

Sd/-
B. H. Patel
President

Sd/-
Vineet Jhabak
Joint Director



CAPEXIL
Cash Flow Statement for the year ended 31st March 2020

Particulars	Notes	Year ended 31st March 2020 Rs.	Year ended 31st March 2019 Rs.
CASH FLOW FROM OPERATING ACTIVITIES			
Surplus/(Deficit) before Tax		1,23,04,521	(16,18,494)
Add/(Less) Adjustment for :			
Depreciation / Amortization Expenses		9,44,906	8,27,833
Interest income		(69,28,006)	(67,33,416)
Operating Profit Before Working Capital Changes		63,21,420	(75,24,077)
Add/(Less) Adjustments for Working Capital changes :			
Trade and other Receivables		(79,20,368)	11,46,956
Provisions for Employee Benefit Schemes		(58,73,697)	33,29,641
Trade and other Payables		1,19,41,894	(65,58,310)
Security Deposit		—	2,00,000
Cash generated from Operations		44,69,249	(94,05,789)
Tax Paid (Net of Refund)		(7,72,815)	21,252
Net Cash Flow from Operating Activities	(A)	36,96,434	(93,84,538)
CASH FLOW FROM INVESTING ACTIVITIES			
Acquisition of Fixed Assets		(8,51,786)	(8,67,682)
Development of Fixed Assets		(2,44,700)	—
Fixed Deposits Encashed with adjustment		—	2,64,86,664
Fixed Deposits opened with adjustment of Int. Accrued		(2,10,17,563)	(1,25,79,286)
Interest received		68,50,927	66,96,704
Net Cash Flow from Investing Activities	(B)	(1,52,63,122)	1,97,36,401
CASH FLOW FROM FINANCING ACTIVITIES			
Net Increase/(Decrease) in Cash & Cash Equivalents	(A+B+C)	(1,15,66,688)	1,03,51,863
Opening Cash & Cash Equivalents:		3,48,65,690	2,45,13,827
Closing Cash & Cash Equivalents:		2,32,99,002	3,48,65,690
Notes:			
Particulars		Year ended 31st March 2020 Rs.	Year ended 31st March 2019 Rs.
Components of Cash and Cash Equivalents :			
Cash in Hand		26,170	9,077
Balances with Scheduled Banks		2,32,72,833	3,48,56,613
		2,32,99,002	3,48,65,690

AUDITOR'S CERTIFICATE

We have verified the attached Cash Flow Statement of **CAPEXIL** derived from audited financial statements and the records maintained by the Council for the year ended 31st March 2020 and found the same in agreement therewith.

For **ADD & ASSOCIATES**
Chartered Accountants
Firm Registration No.308064E

Sd/-
Sonali Dey Bandopadhyay
Partner
Membership No.064055
Place: Kolkata
Date: 28.10.2020
UDIN: 20064055AAAAE19163

Sd/-
B. H. Patel
President

Sd/-
Vineet Jhabak
Joint Director



CAPEXIL
Notes on Financial Statements for the year ended 31st March 2020

Particulars	As at 31st March 2020 (Rs.)	As at 31st March 2019 (Rs.)
A. Reserves & Surplus		
Other Reserves		
Opening balance	59,10,908	59,10,908
(+) Current year transfer	—	—
Closing balance	59,10,908	59,10,908
Surplus		
Opening Balance	7,57,04,122	7,73,22,615
(+) Surplus / (Deficit) for the Current Year	1,23,04,521	(16,18,494)
Closing balance	8,80,08,643	7,57,04,122
Total	9,39,19,551	8,16,15,030
A. Reserves & Surplus		
(1) General Reserve		
As per last account	7,57,04,122	7,73,22,615
Add/Less : Surplus/Deficit for the year	1,23,04,521	(16,18,494)
	8,80,08,643	7,57,04,122
(2) House Building Loan fund		
As per last account	6,99,849	6,99,849
	6,99,849	6,99,849
(3) Office Premises Maintenance Fund		
As per last account	4,28,671	4,28,671
	4,28,671	4,28,671
(4) Software Development Fund		
As per last account	17,82,388	17,82,388
	17,82,388	17,82,388
(5) Fund for Renovation of Office / Residential Flat		
As per last account	20,00,000	20,00,000
	20,00,000	20,00,000
(6) Fund For Renovation of Showroom		
As per last account	10,00,000	10,00,000
	10,00,000	10,00,000
TOTAL (1+2+3+4+5+6)	9,39,19,551	8,16,15,030



CAPEXIL

Notes on Financial Statements for the year ended 31st March 2020

Particulars	As at 31st March 2020 (Rs.)	As at 31st March 2019 (Rs.)
B. Other Long-Term Liabilities		
Security Deposit		
For Mumbai Residential Flat	2,00,000	2,00,000
Total	2,00,000	2,00,000
C. Long-Term Provision		
Provision for Employee Benefits		
Gratuity	8,62,410	68,11,832
Leave Encashment	36,45,395	30,75,654
Total	45,07,805	98,87,486
D. Trade Payables		
Trade Payables	9,51,466	9,44,239
Total	9,51,466	9,44,239
E. Other Current Liabilities		
Liability for MDA Exporters' Subsidy	27,21,462	24,22,442
Advance Received From Members	2,85,31,372	1,98,36,534
Statutory Liabilities	23,95,823	17,49,394
Government Grant Refundable	24,07,204	12,867
Liability for Gratuity of Ex-Employees	3,19,463	3,19,463
Other Payables	3,750	1,38,489
Staff Payables	35,012	229
Total	3,64,14,085	2,44,79,418
Notes:		
<p>Income received in advance includes Net membership Subscription Received in Advance alongwith Net Contribution received in Advance from members for Events & other purposes. The liability for the ex-employees of CAPEXIL on account of the difference between the gratuity paid to them under the Old Death cum Retirement Gratuity scheme and that payable to them under the Payment of Gratuity Act, 1972 between 1984-85 and 1998-99 (upto 30.06.98) was provide in the accounts in 2001-02 and now stand at Rs.3,19,463.00 (Previous Year Rs.3,19,463.00).</p>		



CAPEXIL
Notes on Financial Statements for the year ended 31st March 2020

Particulars	As at 31st March 2020 (Rs.)	As at 31st March 2019 (Rs.)
F. Short-Term Provisions		
Provision for Employee Benefits		
Leave encashment	1,09,352	6,03,368
Total	1,09,352	6,03,368
H. Non-Current Investments		
5 No. of shares of Rs.50 each of Balaka Co-operative Housing Society Ltd.	250	250
Total	250	250
I. Long-Term Loans and Advances		
Security Deposits		
Unsecured, considered good	4,53,159	4,53,159
Total	4,53,159	4,53,159
J. Other Non-Current Assets		
Bank Deposits		
Bank Deposits with more than 12 months maturity	3,49,46,305	83,52,371
Total	3,49,46,305	83,52,371
K. Cash and Cash Equivalents		
Balances with banks		
In Saving Accounts with Banks	1,53,34,774	3,30,52,944
Sweep Deposits in Saving Accounts with Bank	75,92,000	16,14,000
In Current Accounts	3,46,059	1,89,669
Bank Deposits with less than 12 months maturity	4,93,82,740	5,49,59,111
Cash on hand	26,170	9,077
Total	7,26,81,742	8,98,24,801



CAPEXIL
Notes on Financial Statements for the year ended 31st March 2020

Particulars	As at 31st March 2020 (Rs.)	As at 31st March 2019 (Rs.)
L. Short-Term Loans and Advances		
Unsecured, considered good	77,38,513	2,76,661
Unsecured, considered doubtful	3,62,970	3,55,470
Total	81,01,484	6,32,131
M. Other Current Assets		
Accrued Interest	3,16,599	2,39,520
Government Grant Receivables	50,41,108	45,90,093
TDS Receivables	30,27,807	22,61,792
GST TDS Receivables	6,800	—
Total	83,92,314	70,91,405



CAPEXIL
Notes on Financial Statements for the year ended 31st March 2020

Particulars	1st April 2019 to 31st March 2020 (Rs.)	1st April 2018 to 31st March 2019 (Rs.)
N. Revenue from Operations		
Admission Fee	19,89,000	25,46,000
Ordinary Subscription	4,57,50,086	4,66,88,646
Government Grants for MDA / MAI Activities	1,62,36,213	—
Contribution From Participating Members	1,81,66,034	1,15,68,257
Total	8,21,41,333	6,08,02,903
O. Other Income		
Advertisement in Diary	2,88,000	2,88,000
Income From Export Award Function	64,91,000	62,000
Income From Certification	36,62,715	39,48,376
Income From Domestic Events incl. Sponsorship Income	4,55,633	1,70,972
Interest Income	69,28,006	67,33,416
Liability no longer required	1,95,366	3,49,298
Miscellaneous Income	2,95,968	2,83,720
Other Non-Operating Income (Rental Income)	5,43,450	3,28,000
Total	1,88,60,138	1,21,63,782
P. Employee Benefit Expenses		
Salaries and Wages	3,34,55,844	3,39,03,122
Contribution to Provident Fund and Other Funds	26,22,815	32,32,440
Exgratia	10,83,630	11,38,311
Leave Encashment	2,14,453	2,25,591
Leave Encashment on Retirement	9,45,557	1,84,618
Leave / Home Travel Concession	66,985	1,30,896
Payment to CAPEXIL Employees Group Gratuity Scheme	8,62,410	89,04,812
Reimbursement of Hospitalization Expenses	4,07,663	3,18,068
Reimbursement of Medical Expenses	2,33,218	2,94,421
Staff Welfare Expenses	2,11,629	2,17,668
Total	4,01,04,204	4,85,49,947



CAPEXIL
Notes on Financial Statements for the year ended 31st March 2020

Particulars	1st April 2019 to 31st March 2020 (Rs.)	1st April 2018 to 31st March 2019 (Rs.)
G. Depreciation and Amortization Expenses		
Amortization Expenses	1,55,298	1,27,345
Depreciation	7,89,608	7,00,488
Total	9,44,906	8,27,833
Q. Export Promotional Activities		
Abu Dhabi Book Fair	5,34,086	3,80,052
Afro Asian Book Conclave	—	6,750
Beijing International Book Fair	—	6,50,645
Bhutan Construction Fair	17,14,200	—
Book Expo Fair, USA	1,10,051	—
CAPINDIA	—	375
No-Grant Code Expenses on CAPEXIL's Events	34,37,558	—
Diary Expenses	1,75,000	2,13,000
Export Award Expenses	59,43,276	—
Frankfurt Book Fair	72,90,891	—
Exhibition cum B2B Meet in Russia, Kazaskstan & Belarus	15,01,779	—
Guadalajara International Book Fair, Mexico	2,90,316	—
Interactive Business Meet, Delhi	—	6,570
London Book Fair	33,711	1,02,48,868
MAI Exporters Subsidy	23,90,417	—
NY Now, Newyork, USA	47,18,211	—
Paperworld China	12,96,609	—
Paris Book Fair	9,012	—
Parliament Committee related expenses	—	300
RBSM Book Neemrana, Rajasthan 2020	19,59,796	—
Seminar, Workshop, Training events	3,34,763	2,17,647
Sharjah International Book Fair	24,41,906	8,75,000
Total	3,41,81,582	1,25,99,207



CAPEXIL
Notes on Financial Statements for the year ended 31st March 2020

Particulars	1st April 2019 to 31st March 2020 (Rs.)	1st April 2018 to 31st March 2019 (Rs.)
R. Other Expenses		
AGM & EGM Expenses	8,58,831	6,04,151
Committee & Other Meeting Expenses	2,89,905	3,76,052
Electricity Charges	13,36,738	12,26,603
Govt. Grant Receivable Written off	—	9,78,006
Hospitality Expenses	28,316	47,674
Inspection Charges	1,26,406	44,873
Insurance	9,506	17,055
Interest Charges	1,537	23,622
Internal Auditor Fees	3,60,000	—
Legal Fees	1,84,900	8,13,250
Liveries	11,568	14,676
Local Conveyance	1,86,164	1,99,185
Maintenance Charges of Office Premises	17,47,267	16,40,579
Maintenance Charges of Residential Flat	71,424	59,614
Miscellaneous expenses	8,82,184	8,16,890
Postage & Telegram	2,77,793	2,66,707
Printing & Stationery	3,95,390	4,61,998
Payment to Auditors :		
For Audit	40,000	40,000
For Taxation matter	55,000	—
For Reimbursement of expenses	—	3,000
Prior period items	29,207	—
Professional Fees	32,09,263	14,14,763
Rent	15,89,382	15,44,076
Service Contact Incl. Website Maintenance	3,50,808	3,46,576
Telephone & Internet Charges Incl. Fax Expenses	2,29,043	2,28,806
Travelling Expenses Incl. Domestic Fair	2,86,183	5,25,677
Rates and taxes (excluding taxes on income)	2,24,490	2,29,027
Retainership & Other Charges	3,60,806	2,64,000
Reimbursement Airfare to Committee Members	3,24,148	4,21,331
Total	1,34,66,258	1,26,08,192

CAPEXIL
Notes on Financial Statements for the year ended 31st March 2020

G. FIXED ASSETS

Particulars	GROSS BLOCK					DEPRECIATION				NET BLOCK	
	As on 1st April 2019	Addition during the year 2019-20	Deletion during the year 2019-20	As on 31st March 2020	Depreciation upto 31.03.2019	Depreciation for the year 2019-20	Deletion for the year 2019-20	Depreciation upto 31.03.2020	As on 31st March 2020	As on 31st March 2019	
KOLKATA				TANGIBLE ASSET							
LIBRARY BOOKS	47,194.61	—	—	47,194.61	46,007.00	—	—	46,007.00	1,187.61	1,187.61	
OFFICE PREMISES	1,75,26,555.00	—	—	1,75,26,555.00	89,20,192.00	4,17,005.00	—	93,37,197.00	81,89,388.00	86,06,363.00	
OFFICE EQUIPMENTS	6,13,728.72	1,42,600.00	—	7,56,328.72	5,72,564.39	34,311.00	—	6,06,875.39	1,49,453.33	41,164.33	
FURNITURE & FITTINGS	39,53,623.16	—	—	39,53,623.16	37,59,541.16	—	—	37,59,541.16	1,94,082.00	1,94,082.00	
COMPUTER & OTHERS	1,33,36,512.59	—	—	1,33,36,512.59	1,31,99,259.74	6,496.50	—	1,32,05,756.24	1,30,756.35	1,37,252.85	
TOTAL	3,54,77,614.08	1,42,600.00	—	3,56,20,214.08	2,64,97,564.29	4,57,812.50	—	2,69,55,376.79	86,64,837.29	89,80,049.79	
CHENNAI											
LIBRARY BOOKS	11,516.74	—	—	11,516.74	11,266.00	—	—	11,266.00	250.74	250.74	
RESIDENTIAL FLAT	3,34,599.98	—	—	3,34,599.98	2,76,715.00	2,787.00	—	2,79,502.00	55,097.98	57,884.98	
FURNITURE & FITTINGS	23,321.53	—	—	23,321.53	6,643.00	4,310.00	—	10,953.00	12,368.53	16,678.53	
OFFICE EQUIPMENTS	9,24,828.22	—	—	9,24,828.22	6,62,454.58	1,23,170.00	—	7,85,624.58	1,39,203.64	2,62,373.64	
TRADE INFORMATION (COMPUTER)	3,66,235.64	44,915.27	—	4,11,150.91	3,25,769.00	22,493.00	—	3,48,262.00	62,888.91	40,466.64	
TOTAL	16,60,502.11	44,915.27	—	17,05,417.38	12,82,847.58	1,52,760.00	—	14,35,607.58	2,69,809.80	3,77,654.53	
MUMBAI											
OFFICE PREMISES	11,59,549.57	—	—	11,59,549.57	9,00,884.00	12,415.00	—	9,13,299.00	2,46,250.57	2,58,665.57	
RESIDENTIAL FLAT	3,76,160.40	—	—	3,76,160.40	3,14,178.00	2,954.00	—	3,17,132.00	59,028.40	61,982.40	
OFFICE EQUIPMENTS	7,21,740.05	—	—	7,21,740.05	6,82,616.05	2,821.00	—	6,85,437.05	36,303.00	39,124.00	
FURNITURE & FITTINGS	56,265.19	—	—	56,265.19	51,993.19	861.00	—	52,854.19	3,411.00	4,272.00	
TRADE INFORMATION (COMPUTER)	4,68,483.66	—	—	4,68,483.66	3,30,672.00	76,749.00	—	4,07,421.00	61,062.66	1,37,811.66	
TOTAL	27,82,198.87	—	—	27,82,198.87	22,80,343.24	95,800.00	—	23,76,143.24	4,06,055.63	5,01,855.63	
DELHI											
RESIDENTIAL FLAT	7,31,845.22	—	—	7,31,845.22	6,07,152.00	5,349.00	—	6,12,501.00	1,19,344.22	1,24,693.22	
OFFICE PREMISES	—	6,22,641.00	—	6,22,641.00	—	20,738.00	—	20,738.00	6,01,903.00	—	
FURNITURE & FITTINGS	19,02,902.00	—	—	19,02,902.00	17,76,383.00	30,122.00	—	18,06,505.00	96,397.00	1,26,519.00	
OFFICE EQUIPMENTS	3,66,349.46	41,630.00	—	4,07,979.46	3,49,901.46	14,764.00	—	3,64,665.46	43,314.00	16,448.00	
TRADE INFORMATION (COMPUTER)	—	—	—	—	3,58,536.00	12,262.00	—	3,37,378.00	21,158.00	33,420.00	
TOTAL	33,59,632.68	6,64,271.00	—	40,23,903.68	30,58,552.46	83,235.00	—	31,41,787.46	8,82,116.22	3,01,080.22	
TOTAL (Current Year)	4,32,79,947.74	8,51,786.27	—	4,41,31,734.01	3,31,19,307.57	7,89,607.50	—	3,39,08,915.07	1,02,22,818.94	1,01,60,640.17	
TOTAL (Previous Year)	4,27,90,766.00	4,89,182.00	—	4,32,79,947.74	3,24,18,819.00	7,00,488.00	—	33,19,307.57	1,01,60,640.17	—	
COMPUTER SOFTWARE	13,96,255.00	3,53,200.00	—	17,49,455.00	2,89,970.00	1,55,298.00	—	4,45,268.00	13,04,187.00	11,06,285.00	
TOTAL (Current Year)	13,96,255.00	3,53,200.00	—	17,49,455.00	2,89,970.00	1,55,298.00	—	4,45,268.00	13,04,187.00	11,06,285.00	
TOTAL (Previous Year)	11,26,255.00	2,70,000.00	—	13,96,255.00	1,62,625.00	1,27,345.00	—	2,89,970.00	11,06,285.00	—	
COMPUTER SOFTWARE	1,08,500.00	—	—	1,08,500.00	—	—	—	—	—	1,08,500.00	
TOTAL (Current Year)	1,08,500.00	—	—	1,08,500.00	—	—	—	—	—	—	
TOTAL (Previous Year)	—	1,08,500.00	—	1,08,500.00	—	—	—	—	1,08,500.00	—	
				B. INTANGIBLE ASSET							
				C. INTANGIBLE ASSET UNDER DEVELOPMENT							



CAPEXIL

Notes on Financial Statements for the year ended 31st March 2020

(S) SIGNIFICANT ACCOUNTING POLICY:

- 1) Basis of preparation of Financial Statements- The Financial Statements have been prepared under the historical cost convention following accrual basis. The mandatory applicable Accounting Standards in India and the provisions of Companies Act, 2013 have been followed in preparation of these Financial Statements.
- 2) Expenditure related to various codes is accounted under respective functional heads according to the budget approved by the Ministry of Commerce & Industry, Government of India. However, the expenses shown under various codes may not necessarily be the total expenses incurred as some of the expenses are shown under “No-Grant Code Expenses on CAPEXIL's Events”.
- 3) Income and expenses for any specific project are accounted for in the year of occurrences. Income / expenditure for any project not completed are treated as Liability / advance at the end of the year respectively.
- 4) Tangible Fixed Assets are stated at cost less depreciation and impairment losses, if any. Depreciation on Tangible assets is provided under Written Down Value method over the useful life of the assets. Amortization on intangible assets is provided under SLM Value Method over the useful life of the assets. The useful life of asset has been taken as prescribed under Part C of Schedule II of the Companies Act, 2013.
- 5) Investments held by the Council have been classified as long term investments and the same have been stated at cost.
- 6) Employees Benefit Expenses include Salaries, contribution to Provident funds and other benefits such as Reimbursement of Medical and Hospitalization expenses, LTC, Gratuity, Exgratia, Leave encashment, etc.
- 7) Retirement and Other Employee Benefits :
 - a) Defined Contribution Plan: Employees benefit in the form of provident fund is considered as defined contribution plans and the contributions are charged to the Statement of Income and Expenditure of the year when the contributions to the funds are due.
 - b) Defined Benefit Plan: Retirement benefits in the form of gratuity and leave encashment are considered as defined benefits. The Council has taken a Group Policy with the Life Insurance Corporation of India for future payments of gratuities to retiring employees. The premium thereon has been so adjusted as to cover the liability under the scheme in respect of all employees at the end of their future anticipated service with the Council. The liability on account of leave encashment has been provided on the basis of actuarial valuation.

For **ADD & ASSOCIATES**
Chartered Accountants
Firm Registration No.308064E

Sd/-
Sonali Dey Bandopadhyay
Partner
Membership No.064055
Place: Kolkata
Date: 28.10.2020
UDIN: 20064055AAAAE19163

Sd/-
B. H. Patel
President

Sd/-
Vineet Jhabak
Joint Director

CAPEXIL

Notes on Financial Statements for the year ended 31st March 2020

(T) OTHER EXPLANATORY NOTES:

- 1) CAPEXIL has requested Department of Commerce, Government of India to release the grant of Rs. 12,27,843.30 towards core events and Rs. 23,90,417.00 towards airfare reimbursement as MAI Exporter's subsidy under MAI scheme for the F.Y. 2019-20. Details in this regard is given below:

S.N.	Event Name	Total eligible grant	Adjustment Requested	Grant Received	To be Received from Govt. (Govt. Grant Receivable)
1	Bhutan Construction Fair	11,00,000.00	—	5,50,000.00	5,50,000.00
2	Frankfurt Book Fair*	47,35,460.15	19,22,960.15	28,12,500.00	—
3	Sharjah International Book Fair *	15,87,239.02	12,83,539.85	—	3,03,699.17
4	NY Now, New York	30,66,837.13	—	27,30,000.00	3,36,837.13
5	RBSM, Neemrana, Rajasthan	15,37,307.00	—	15,00,000.00	37,307.00
		1,20,26,843.30	32,06,500.00	75,92,500.00	12,27,843.30

* CAPEXIL has requested MoC&I for adjustment of grant amount of Rs. 32,06,500.00 received as first installment for BSM ASEAN against two events namely Sharjah International Book Fair and Frankfurt Book Fair.

S.N.	Particulars	Grant received pertaining to F.Y. 2017-18 during F.Y. 2019-20
1	Source India Show, Argentina	2,20,000.00
2	Source India Show, Iran	76,000.00
3	Source India Show, Nigeria	5,18,803.00
4	MAI Exporter's Subsidy for reimbursement of Airfare	23,52,442.00
		31,67,245.00

- 2) As per demand letter received from LIC of India for funding of Rs. 8,62,410.00 towards corpus value including premium, an amount of Rs. 8,62,410.00 has been allocated under long-term provision for the financial year 2019-20.
- 3) Foreign Currency expenditure (remittance & purchase) works out to Rs. 1,53,25,010.31 (Previous year 2018-19 Rs.1,17,98,112.00) for organizing overseas events and has been shown under the head "Export Promotional Activities". The foreign exchange earnings of the Council amounted to Rs. 3,11,087.27 (received towards participation in RBSM, Neemrana Rajasthan) as against Rs. NIL in the previous year.
- 4) No provision for taxation has been made in the accounts as the management does not anticipate any liability on this account. However, in case any liability arises, the same will be charged to the account in the year of the payment.
- 5) Leave encashment provision as per actuarial valuation has been incorporated in the accounts and now stands at Rs.36,45,395.00 (Previous year Rs.30,75,654.00) under long-term provision and Rs. 1,09,352.00 (Previous year 6,03,368.00) under short term position.
- 6) Previous year's figures have been regrouped / rearranged and nomenclature changed to make them comparable, as far as practicable, with those of current year.

For **ADD & ASSOCIATES**
 Chartered Accountants
 Firm Registration No.308064E

Sd/-
Sonali Dey Bandopadhyay
 Partner
 Membership No.064055
 Place: Kolkata
 Date: 28.10.2020
 UDIN: 20064055AAAAEI9163

Sd/-
B. H. Patel
 President

Sd/-
Vineet Jhabak
 Joint Director

7.
ANNEXURES

ANNEXURE - I	List of the members of the Regional Committee members for the year 2019-20.
ANNEXURE - II	Panel and Item-wise exports statistics of CAPEXIL for the 2019-20 vis a vis 2018-19.
ANNEXURE-III	List of Export Awards (2015-16 & 2016-17) of CAPEXIL

ANNEXURES - I
WESTERN REGION

Mr. M.F. Vohra

Regional Chairman, CAPEXIL (W.R.)

M/s. Zenith Industrial Rubber Products Pvt. Ltd.,
 144, Free Press House,
 215, Free Press Journal Marg,
 Nariman Point, Mumbai – 400 021.

Phone : 022- 61436500

Fax: 022-22885222/111

E-mail : vohra@zenithrubber.com
 mfvohra@zenithrubber.com

Rubber Products Panel

Mr. Nitin J. Mankad,
 M/s. Innovative Tyres & Tubes Ltd.,
 5/105, Nityanand Nagar IV,
 Swami Nityanand, Andheri (East),
 Mumbai – 400 069.

Tel. 91 0265 2322803

Fax: 91 0265 2322803

E-mail: nitin@innovativetyres.co.in
 innovativetyres@gmail.com

Auto Tyres & Tubes Panel

Mr. H. R. Bhandari,
 M/s. Pragati Glass Pvt. Ltd.,
 111, Damji Shamji Industrial Complex,
 9, L.B.S. Marg, Kurla (West),
 Mumbai – 400 070.

Phone: 91 22 25164922/2

Fax: 91 22 25153677 / 2512687

E-mail: president@pragatiglass.com;
 export@pragatiglass.com

Glass & Glassware Panel

Mr. Deependra Singh
 M/s. IREL(India) Limited
 Plot No.1207, Veer Savarkar Marg
 Off Siddhi Vinayak Temple, Prabhadevi
 Mumbai – 400 028.

Phone : 022-24301755

Fax : 022-2430 1967

E-mail : cmd@irel.gov.in

Processed Minerals including upgraded Ilumenite Ore Panel

Mr. Viren C. Mirani

M/s. India Gelatine & Chemicals Ltd.,
 77, Mittal Chambers, 7th Floor

228, Nariman Point

Mumbai - 400021.

Phone : 022 22020341/22021875 & 22000911

Fax : 022 22845522

E-mail : igclmumbai@indiagelatine.com

Ossein & Gelatine Panel

Mr. Dushyant P. Laijawala

M/s. Nico Orgo Manures

Opp. Dakor Railway Station

Taluka: Thasra, Dakor – 388 225, Dist. Kheda.

Phone : 02699 244403

Fax : 02699 244903

E-mail : nicosulf@gmail.com;

nicoorgo@neemnico.com

Miscellaneous Products Panel

Mr. Rajiv Bazaz

M/s. Stone Shippers Ltd. 117, Jolly Maker-II Nariman
 Point, Mumbai – 400 021.

Phone : 022- 66364810 Fax : 022 -2288 3020

E-mail : rajiv.bazaz@stoneshippers.com

stoneshippers@gmail.com

Natural Stones and Products Panel
Vacant
Plywood & Allied Products Panel
Vacant
Paper, Paper Board & Paper Products Panel
Vacant
Animal By Products Panel
Vacant
Ceramics & Allied Products including Refractories Panel
Vacant
Cement, Cement Clinkers & Asbestos Cement



Vacant

Books, Publications & Printing Panel

Vacant

Paints, Printing Ink & Allied Products Panel

Vacant

Mfrd. Products of Carbon Graphite, Explosives and Accessories Panel

Vacant

Bulk Minerals and Ores including Salt, Coal & Aluminium Metal Panel

NORTHERN REGION

Mr. Ramesh K. Mittal

Regional Chairman, CAPEXIL (N.R.)

M/s. D.K. Agencies (P) Ltd.

A-15-17 Mohan Garden

D.K. Avenue, Najafgarh

New Delhi-110 059

Phone : 011- 2535 7104, 2535 7105

Fax : 011- 2535 7103

E-Mail : rkmittal@dkagencies.com

Mr. Surendra Gulati

M/s. Sidharatha Gelatines Pvt. Ltd.

1005, Gopal Heights

D-9, Netaji Subhash Place, Pitampura

New Delhi – 110 034.

Phone : 011-2735 -7077/ 7079

Fax : 011-2735 7056/42470416

E-mail : surendra@sidharthagelatines.com

sidhrthagelatines@gmail.com

Animal By Products Panel

Dr. Sobha Dhawan

M/s. Deusch Motocomp Pvt. Ltd. 47,

Mahila Udyami Park ,

Ecotech-III Greater Noida, U.P.

Phone : 0120-6454690

Fax : 0120-2350047

E-mail : dmplnoida@yahoo.co.in,

info@dmplindia.com

Rubber Products Panel

Mr. Monit Malhotra

M/s. MRL Tyres Ltd. (formerly: Malhotra Rubbers

Ltd.,) 70/50A, Rama Road,

Industrial Area, Najafgarh Road,

New Delhi – 110 015.

Phone : 011-49994999

Fax : 011-49994997

E-mail : mrltyres@yahoo.com; monit@mrlties.com

Auto Tyres & Tubes Panel

Mr. Pradeep Gupta

M/s. Narsingh Dass & Co. Pvt. Ltd.

E-3/16, Balram House, Darya Ganj

New Delhi-110002

Phone : 011-23266743

Fax : 011-23266744

E-mail : pradeep@narsinghdass.com

Paper, Paper Board & Paper Products Panel

Mr. Atul Jindal

M/s. Jindal Wood Products (P) Ltd.

92/4, Block No.2, Kirtinagar

New Delhi-110 015

Phone : 011-41421360, 25462789

Fax : 011-41421360

E-Mail : info@aklumpers.com

Plywood & Allied Products Panel

Shri Pranav Gupta

M/s. Prints Publications Pvt. Ltd.

Prints House, 11, Darya Ganj

New Delhi -110 002

Phone : 011-45355555

Fax : 011-23275542

E-mail : info@printspublications.com

Books, Publications & Printing Panel

Mr. Sandeep Gupta

M/s. Universal Carbons India

Tanda Road, Hoshiarpur – 146 001.

Phone : 01882-238405 / 239559

Fax : 01882-239059 / 252159

E-mail : universalcarbons@gmail.com

Miscellaneous Products Panel

Mr. Yogesh Sachedeva

M/s. Savitri Overseas

B-Villa, Central Park-I, Sector-42 Golf Course Road

Gurgoan-122 002, Haryana

Phone : 0124-3251075/76/85/86

Fax : 0124-66173950

E-mail : accounts@savitriramsons.in

stone@savitriramsons.in

Natural Stones & Products Panel

Mr. Gurmeet S. Singh

M/s. Gurind India Pvt. Ltd.

W-35, Sector-11, Noiada(U.P.).

Phone : 0120-4738700

E-mail : gurind@del3.vsnl.net.in

gs@gurindglass.com

Glass & Glassware Panel



Vacant
Cement, Cement Clinkers & Asbestos Products Panel

Vacant
Ceramics & Allied Products including Refractories Panel

Vacant
Paints, Printing Ink & Allied Products Panel

Vacant
Manufactured Products of Carbon Graphite, Explosives & Accessories Panel

Vacant
Processed Minerals including Upgraded Ilmenite Ore Panel

Vacant
Ossein & Gelatine Panel.

Vacant
Bulk Minerals & Ores including Coal, Salt & Aluminium Metal Panel

M/s. Exim Bank India Pvt. Ltd.
Statement House
148, Barakhamba Road
New Delhi – 110 001.
Phone : 011-2332 6625

Invitee
The Director
Department of Revenue
Directorate of Drawback
Jeevandeep Building, Parliament Street
New Delhi – 110 001
Phone : 011-23341079 / 23360545
Fax: 011-2334179 / 23360813

Invitee
Addl. Director
Office of the Addl. DGFT (CLA)
A-Wing, I.P. Bhawan, Indraprastha Estate
New Delhi – 110 001.
Phone : 011-23379111/9112/9113
E-mail : jdgt-cla@nic.

Invitee
Export Credit Guarantee Corporation of India, World Trade Tower, 4th Floor
Barakhamba Lane, New Delhi – 110 001.
Phone:01141529912/3Fax:011-41529918

Invitee

SOUTHERN REGION

Mr. R. Veeramani,
Regional Chairman, CAPEXIL (S.R.)
M/s. Gem Granites,
No.78, Cathedral Road,
Chennai – 600 086.
Ph.: 044-28115190-99 (10 lines)
E-Mail: veeramani@gemgranites.com;

Mr. G. Ashokann,
The Baby Match Industries,
102-A, Chairman A. Shanmugam Raod,
Sivakasi, Virudhunagar Dist.,
Sivakasi – 626 123.
Ph.: 04562-220117
E-mail : ashokan@arasanaluminium.com;
arasaninternational@gmail.com;

Miscellaneous Products Panel

Mr. Sajiv K. Menon
M/s. Nitta Gelatin India Ltd.
Post Box 4262, 50/1002, SBT Avenue,
Panampilly Nagar,
Cochin -682 036.
Phone : 0484 – 2317805 / 2317904
Fax : 0484 – 2310568
E-mail : suseelan@nittagelindia.com

Ossein & Gelatine Panel

Mr. C. S. Nanthakumar
The India Cements Ltd.
“Coromandal Towers”
No. 93, Santhome High Road
Karpagam Avenue, R. A. Puram
Chennai – 600 028.
Phone : 044-2852 1526, 28572100
Fax : 044 – 28526311
E-mail : cs.nanthakumar@indiacements.co.in
marketing@indiacements.co.in

Cement, Cement Clinkers & Asbestos Cement Products Panel

Mr. V. Subbiah
M/s. Netique Infotech Pvt. Ltd.,
31, Sriram Mansion, 6th Cross, CT BED ROAD,
BSK 2ND STAGE, Bangalore – 560 070.
E-Mail : ragesh@papyrus300.com.

Paper, Paper Board & Paper Products Panel



Mr. J. Krishnamurthy
M/s. Saint-Gobain Glass India Ltd.
Plot No. A-1, SIPCOT Industrial Park
Sriperumbudur – 602 105
Kanchipuram Dist.
Phone : 044-2716 0281/2832/34/ 35
Fax : 044 – 2716 2841
E-mail : krishnamurthy@saint-gobain.com
Glass & Glassware Panel

Shri M. Gopalakrishnan
M/s. Gemwood
Devi Kripa, Chittoor Road, Valanjambalam
Cochin 682016
Phone : 2376819 / 2376748
E-Mail : gopal@gemwood.com
Plywood & Allied Products Panel

Mr. S. Venkatesh Kumar
M/s. P. Subbaraj & Co.
No.5, 1st Street
Sylvan Lodge Colony, Kilpauk
Chennai – 600 010.
Phone : 044-2642 1845/26420791
E-mail : info@psubbaraj.com;
svkumar@psubbaraj.com;
Animal By Products Panel

Mr. P.S. Kannan
M/s. Vajra Rubber Products Pvt. Ltd.
XII / 371 A, Pyngode, Konathukunnu P.O. (Via.)
Irinjalakuda , Thrissur – 680 123.
Phone : 0480 – 286 0402 / 2862672
Fax : 0480 – 286 7380
E-mail : contact@vajrarubber.com
kannanps16@hotmail.com
Rubber Products Panel

Mr. N. Mahesh
M/s. Devinarayan Granites Ltd.
2, Link Street, 2nd Floor, 4th Main Road,
Kottur Gardens, Chennai – 600 085.
Phone : 044-2447 4362 / 099466 63079
Fax : 044-2447 5238
E-mail : mahesh@devinarayan.com
Natural Stones & Products Panel

Mr. A. R. Palaniappan
M/s. The Metal Powder Co. Ltd.
Maravankulam, Thirumangalam – 625 706,
Madurai Dist.
Phone : 04549-280599 / 281995
Fax : 04549-280689
E-mail : info@mepco.in / rams@mepco.in
Paints, Printing Ink & Allied Products Panel

Mr. S. Mathan Babu
M/s. TVS Srichakra Limited
Sudharshan Bldg., No. 14
5th Floor, Royapettah, Whites Road
Chennai – 600 014.
Phone : 044 – 2852 6007 / 2852 3853
Fax : 044- 2852 2992
E-mail : pillai@tvstyres.com
Auto Tyres & Tubes Panel

Mr. Ashwin Chesetty
The Premier Mica Company
38, Seethammal Road, Chennai - 600 018.
Phone : 044 - 24338653
Fax: 044 - 24320584
E-mail : premica@micaindia.com
**Processed Minerals including Upgraded Ilmenite
Ore Panel**

Mr. Ravi Decee
M/s. D.C. Books
IX 1343 A, DCB COMPLEX, GOOD SHEPHERD
STREET,
KOTTAYAM-686001,Kerala
Ph.: 0481-2563114/2301614
Fax No.: 0481-2564758
Email:info@dcbooks.com;ceo@dcbooks.com;
Books, Publications & Printing Panel

Vacant
**Ceramics & Allied Products including Refractories
Panel**

Vacant
**Mfrd. Products of Carbon Graphite, Explosives &
Accessories Panel**

Vacant
**Bulk Minerals & Ores including Coal, Salt and
Aluminium Metal Panel**



EASTERN REGION

Mr. Chittaranjan Bhattacharjee
Regional Chairman, CAPEXIL(ER)
M/s. Vishal Coating Pvt. Ltd.
73/15, Kaikhali, Chiriamore
P.O. R-Gopalpur, 24-Parganas (North)
P.S. Dum Dum Airport, Pin-700 136.
Phone : 033-2556-7887 / 2556-6807
Fax : 033-2573-1420

E-Mail : chittabhattacharjee@rediffmail.com
Paints, Printing Ink & Allied Products Panel

Mr. Shiv Kumar Jain
M/s. Misrilall Mines Pvt. Ltd.
Mineral House, 1st floor, 27-A, Camac Street
Kolkata – 700 016.
Phone : 033-2287-7880 / 2287 8663
Fax : 033-2287-8563

E-Mail : jainshivkr@gmail.com
Bulk Minerals & Ores including Salt, Coal & Aluminium Metal Panel

Mr. Samir Kumar Ghosh
M/s. Allied Ceramics Pvt. Ltd.
29, Mahesh Mukherjee Feeder Road,
Belgharia, Kolkata-700056
Phone: 033-22659245/2265-0828
E-Mail: iplacpl@alliedceramics.net
Ceramics & Allied Products including Refractories Panel

Mr. Vineet Kedia
M/s. Kedia Brothers
21, Burtolla Street, Kolkata-700 007
Phone: 033-2268 -2331/4683/8905
Fax: 033-2268 1348
E-Mail : exports@kediabrothers.com;
vineet100@hotmail.com
Miscellaneous Products Panel

Mr. Sudhangshu Dey
M/s. Deys Publishing
13, Bankim Chatterjee Street, Kolkata-700073
Phone: 033-2241-2330/2219-7920
Fax: 033-2219-2041
E-Mail: deyspublishing@hotmail.com
Books, Publications & Printing Panel

Mr. Mayank Shah
M/s Global Stones Pvt. Ltd.
1, Sardar Sankar Road, Kolkata – 700 026.
Phone : 033-2463-5020/ 5029/ 5030
E-mail : mayank@gstonesindia.com
Natural Stones & Products Panel

Mr. Anand Dalmiya
M/s. Birla Corporation Ltd.
9/1, R.N.Mukherjee Road, Kolkata-700001
Phone: 033-2248-0716/2210-7658
Fax: 033-2288-4426
E-Mail: adalmiya@birlacorp.com
Cement, Cement Clinkers & Asbestos Cement Products Panel

Mr. Sanjeev Mishra
M/s Tega Industries Ltd.
147, Block G, New Alipore, Kolkata – 700 053.
Phone : 033-2396 7563/ 3356/3515
Fax : 2396-3649
E-mail : sanjeev.mishra@tegaindustries.com
Rubber Products Panel

Mr. S. Saha
M/s. National Aluminium Co. Ltd.
J. K. Millennium Centre, 1st Floor
46-D, Chowringhee Road, Kolkata-700 071
Phone: 033-2287 4712/ 2287 7363/0115
Fax: 033-2281 0393/2287 8936
E-Mail: ssaha@nalcoindia.co.in
Processed Minerals including Upgraded Ilmenite Ores Panel

Mr. Om Prakash Prahladka
M/s. Hitaishi KK Manufacturing Company Pvt. Ltd.
1, B.K.Paul Avenue, Kolkata-700005
Phone: 033-22716301/2218-0586
E-Mail: ho@hitaishi.com
Plywood & Allied Products Panel

Mr. Brijendra Kumar Gupta
M/s. GKB Rx Lens Pvt. Ltd.
P-4, Kasba Industrial Estate, Phase-1,
Kolkata-700107
Phone: 033-2442-4354/55/56
Fax: 033-2442-4940
E-mail: anujchaturbedi@vrslab.com
Glass & Glassware

Vacant
Auto Tyres & Tubes Panel

Vacant
Manufactured Products of Carbon Graphite, Explosives and Accessories Panel

Vacant
Paper, Paper Board and Paper Products Panel
Vacant

Animal By Products Panel

Vacant
Ossein & Gelatine Panel



ANNEXURE-II

STATEMENT SHOWING PANEL AND ITEMWISE EXPORTS OF CAPEXIL'S PRODUCT

PANEL-WISE REVIEW (STATEMENT SHOWING PANEL/ITEM –WISE EXPORTS OF CAPEXIL'S PRODUCTS FOR THE YEAR 2019-20 VIS-A-VIS 2018-19) –Value in Rs. Million and USD Million.:

*(HS Codes are based on the revision made by Central Board of Indirect Taxes and Customs applicable from April 2018 (as per Finance Act 2020)*Data for 2019-20 contains some additional HS Codes*

Sector-Panel-Item	Value in US\$ Million			Value in Rs. Million		
	2018-19 Export	2019-20 Export	% Change	2018-19 Export	2019-20 Export	% Change
Minerals & Ores	8605.88	9269.62	7.71	601762.50	657198.90	9.21
Panel Bulk Minerals and Ores	5338.14	6258.33	17.24	373667.89	443670.43	18.73
Aluminium ingot	3279.41	2949.73	-10.05	229170.89	209216.01	-8.71
Bauxite other than calcined	34.48	11.20	-67.52	2388.95	785.26	-67.13
Chrome ores	19.18	12.33	-35.71	1337.69	867.91	-35.12
Coal	140.10	86.87	-37.99	9754.52	6151.91	-36.93
Copper ores	236.81	289.52	22.26	16627.62	20450.95	22.99
Gold and silver ore	0	0		0.01	0.00	-100.00
Iron ores	1313.72	2618.92	99.35	92345.38	185651.76	101.04
Manganese ores	2.00	3.61	80.50	138.12	254.64	84.36
Ores n.e.s	70.86	61.31	-13.48	4962.97	4325.92	-12.84
Salt	240.57	224.62	-6.63	16870.57	15950.25	-5.46
Zinc ores	1.01	0.22	-78.22	71.17	15.83	-77.76
Panel Natural Stones and Products	1974.15	1972.25	-0.10	137861.58	139800.07	1.41
Granite and Products	1460.74	1442.11	-1.28	102014.07	102240.30	0.22
Marble and Products	46.52	42.16	-9.37	3252.19	2977.15	-8.46
Other stones & products	435.69	459.95	5.57	30415.07	32599.27	7.18
Slate stone	31.20	28.03	-10.16	2180.26	1983.36	-9.03
Panel Processed Minerals	1293.59	1039.04	-19.68	90285.46	73728.40	-18.34
Bleaching Earth	25.46	28.64	12.49	1786.60	2033.92	13.84
Aluminium hydrate	37.59	21.6	-42.54	2615.86	1533.53	-41.38
Ball Clay	9.54	7.88	-17.40	662.91	557.86	-15.85
Barytes	168.19	181.44	7.88	11781.18	12896.49	9.47
Bentonite	83.73	80.16	-4.26	5846.67	5674.64	-2.94
Calcined alumina (including other aluminium oxide)	673.43	435.14	-35.38	46982.49	30900.41	-34.23
Calcined Bauxite	9.13	7.59	-16.87	638.69	537.21	-15.89
Calcined Magnesite	0.13	0.04	-69.23	9.51	2.74	-71.16
Dolomite	4.42	4.93	11.54	308.05	348.27	13.06
Feldspar	47.34	45.52	-3.84	3310.61	3225.70	-2.56
Garnet	26.11	17.68	-32.29	1783.92	1254.54	-29.67
Ilmenite	0	0		0.03	0.14	354.84
Iron oxide	8.01	8.72	8.86	562.38	618.90	10.05
Kaolin	24.47	27.24	11.32	1709.97	1929.41	12.83
Kyanite	0.07	0.04	-42.86	4.87	2.63	-46.09



Manganese dioxide	1.70	7.74	355.29	118.45	549.64	364.04
Natural Graphite	0.32	0.46	43.75	22.96	32.63	42.13
Processed Minerals n.e.s	26.02	21.76	-16.37	1813.71	1539.18	-15.14
Quartz	81.86	86.06	5.13	5715.49	6098.77	6.71
Silica Sand	0.40	0.21	-47.50	27.79	14.93	-46.28
Siliceous fossil meals	6.09	1.13	-81.44	427.51	80.00	-81.29
Sillimanite	1.64	0.21	-87.20	111.87	14.96	-86.63
Steatite	53.94	50.63	-6.14	3764.81	3583.31	-4.82
Wollastonite	4.00	4.22	5.50	279.12	298.59	6.98
Non-Minerals	13794.00	12921.27	-6.33	964748.48	915320.53	-5.12
Panel Animal By Products	293.96	304.99	3.75	20571.34	21627.89	5.14
Animal blood prepared for therapeutic, prophylactic or diagnostic uses	0.92	0.53	-42.39	62.50	37.43	-40.12
Animal Feed	44.16	44.01	-0.34	3104.08	3124.64	0.66
Animal Glue	75.74	68.80	-9.16	5292.08	4872.11	-7.94
Animal substance for therapeutic uses	20.50	43.53	112.34	1427.39	3104.05	117.46
Bone grist	0.00	0.02		0.01	1.05	7976.92
Bone/horn (whole or part) buttons/ blanks/plates/articles thereof, shark bones	32.49	28.92	-10.99	2274.51	2050.64	-9.84
Crushed & degreased bones incl. bone chips	1.62	0.85	-47.53	112.88	59.85	-46.98
Dog or cat food put up for retail sale	36.14	36.97	2.30	2525.27	2616.81	3.62
Enzyme; Prepared enzymes	4.33	9.02	108.31	305.52	641.10	109.84
Hemoglobin blood globulins & serum globulins	0	0		0.00	0.00	
Hides and skins of Bovine & Equine	0.02	0.04	100.00	1.34	3.01	124.74
Horn meal and hoof meal	2.41	2.79	15.77	170.40	198.19	16.31
Meat and bone meal	3.70	3.60	-2.70	260.13	254.40	-2.20
Meat extracts	0	0		0.03	0.00	-86.67
Wool Grease and Fatty Substncs (Lanolin)	1.32	1.58	19.70	93.02	111.82	20.21
Other articles of leather, composite leather	64.36	60.70	-5.69	4505.33	4296.32	-4.64
Others (other than bones, horncores, ossein etc)	5.85	3.39	-42.05	409.76	239.40	-41.57
Pigs,Hogs/Boars Bristls And Hair	0.22	0.09	-59.09	15.15	6.16	-59.30
Silkworm Pupae Artemia	0.03	0.04	33.33	1.97	3.26	65.97
Others	0.15	0.11	-26.67	9.99	7.66	-23.36
Panel Auto Tyres and Tubes	1910.04	1880.49	-1.55	133476.45	133231.68	-0.18
Auto Tubes	48.44	57.50	18.70	3397.00	4071.33	19.85
Auto Tyres	1846.30	1808.05	-2.07	129010.47	128102.45	-0.70
Tyre Flaps	15.30	14.94	-2.35	1068.99	1057.89	-1.04
Panel Books, Publications and Printing	392.03	335.83	-14.34	27454.32	23762.50	-13.45
Books & pamphlets	299.92	261.10	-12.94	20989.03	18483.45	-11.94
Newspapers, journals & periodicals	2.46	2.31	-6.10	171.91	163.43	-4.93
Picture postcards/greeting cards etc.	13.26	14.38	8.45	928.04	1020.39	9.95
Printed materials	76.39	58.04	-24.02	5365.34	4095.23	-23.67
Panel Cement, Cement Clinkers and Asbestos Cement Products	587.09	529.81	-9.76	41050.10	37467.29	-8.73



Asbestos cement products	201.56	295.03	46.37	14200.52	20830.08	46.69
Cement	161.08	149.69	-7.07	11268.55	10596.80	-5.96
Clinkers	180.01	38.26	-78.75	12477.76	2709.41	-78.29
Fly Ash	44.44	46.83	5.38	3103.27	3331.00	7.34
Panel Ceramics and Allied Products including Refractories	1787.30	2120.00	18.61	125120.20	150292.01	20.12
Asbestos jointings	7.21	7.07	-1.94	503.60	500.92	-0.53
Ceramic products nes	154.51	148.88	-3.64	10815.75	10539.99	-2.55
Ceramic tiles	1077.83	1413.93	31.18	75439.12	100307.68	32.97
Emery	20.79	23.18	11.50	1451.97	1632.92	12.46
Insulators	46.55	52.62	13.04	3249.82	3723.55	14.58
Other asbestos products	9.12	7.47	-18.09	637.18	529.32	-16.93
Refractory bricks	198.28	209.48	5.65	13900.91	14830.36	6.69
Refractory materials	84.43	80.01	-5.24	5888.95	5668.24	-3.75
Roofing tiles	0.66	0.47	-28.79	45.71	32.87	-28.09
Sanitaryware	133.65	140.94	5.45	9338.53	9983.65	6.91
Tableware/kitchenware/potteryware	54.27	35.95	-33.76	3848.66	2542.51	-33.94
Panel Glass and Glassware	966.50	856.12	-11.42	67758.40	60597.22	-10.57
Clinical thermometer	0.08	0.19	137.50	5.96	14.07	136.12
Electrical insulator of glass	1.11	1.96	76.58	78.14	137.65	76.17
Fibre glass	66.38	103.54	55.98	4639.81	7344.15	58.29
Figured & wired glass	0.95	1.19	25.26	66.17	83.16	25.68
Float glass	73.47	56.85	-22.62	5159.19	4023.51	-22.01
Glass and glassware nes	262.38	244.06	-6.98	18382.55	17264.48	-6.08
Glass bangles	19.13	4.75	-75.17	1338.30	336.58	-74.85
Glass beads and false pearls	36.03	25.49	-29.25	2517.90	1806.19	-28.27
Glass lampwares	6.54	2.32	-64.53	463.00	163.60	-64.67
Glass mirrors	44.25	52.88	19.50	3100.80	3748.56	20.89
Glass phials/bottles	240.56	232.45	-3.37	16838.84	16449.49	-2.31
Ophthalmic blanks & lenses	18.59	17.72	-4.68	1297.32	1251.95	-3.50
Safety glass	122.25	57.49	-52.97	8632.63	4059.64	-52.97
Scientific glassware	23.43	24.19	3.24	1634.42	1714.46	4.90
Sheet glass	2.51	1.95	-22.31	175.28	139.67	-20.32
Signalling glassware	0.05	0.08	60.00	3.24	5.52	70.22
Table/kitchenware of glass	45.53	24.44	-46.32	3195.16	1730.51	-45.84
Vacuum flasks	3.26	4.57	40.18	229.69	324.02	41.07
Panel Graphite, Explosives and Accessories	1328.21	545.96	-58.90	92804.40	38606.79	-58.40
Detonator/detonating fuse/safety fuse etc	68.57	64.09	-6.53	4801.11	4534.69	-5.55
Graphite electrodes	1077.31	380.64	-64.67	75425.19	26922.10	-64.31
Graphite fines	22.06	15.19	-31.14	1541.11	1077.51	-30.08
Graphite products nes	160.27	86.04	-46.32	11036.98	6072.48	-44.98
Panel Miscellaneous Products	444.67	379.37	-14.69	31107.97	26910.39	-13.49
Activated carbon	192.32	167.29	-13.01	13441.12	11846.03	-11.87
Coconut shell charcoal	7.89	4.86	-38.40	541.39	346.21	-36.05



Cutch extracts	5.52	5.72	3.62	383.90	406.01	5.76
Fireworks	0.06	0.06	0.00	4.37	4.63	6.14
Gambier extracts	0.01	0.15	1400.00	1.02	10.98	977.82
Myrobalan extract	0.92	0.84	-8.70	63.84	59.32	-7.07
Other dyeing & tanning extracts	34.63	26.72	-22.84	2419.58	1887.94	-21.97
Safety matches	51.14	52.72	3.09	3579.98	3730.10	4.19
Superphosphates and Other fertilizers	112.35	102.98	-8.34	7854.02	7338.88	-6.56
Urea	35.64	14.46	-59.43	2527.58	1027.18	-59.36
Non-Refractory Mortares	2.90	2.71	-6.55	202.10	192.32	-4.84
Prepared Binders for Foundry Moulds or Cores	1.29	0.86	-33.33	89.09	60.78	-31.78
Panel Ossein and Gelatine	48.28	53.08	9.94	3376.71	3762.60	11.43
Gelatine	37.72	39.35	4.32	2640.55	2789.62	5.65
Ossein	6.93	9.66	39.39	482.31	684.49	41.92
Peptones	3.63	4.07	12.12	253.85	288.49	13.65
Panel Paints, Printing Ink and Allied Products	1416.73	1396.73	-1.41	99006.02	98950.17	-0.06
Aluminium paste and powder	19.49	20.40	4.67	1365.89	1445.86	5.85
Copper Powder & Flake	1.97	1.21	-38.58	137.95	85.10	-38.31
Chlorinated rubber	0.23	0.46	100.00	16.41	32.80	99.90
Chrome pigments	34.46	38.32	11.20	2402.08	2713.58	12.97
Glues	68.58	69.01	0.63	4796.66	4894.50	2.04
Gum and other rosin	0.88	0.52	-40.91	62.24	36.64	-41.13
Lead pigments	10.53	11.57	9.88	732.90	820.77	11.99
Linseed oil	0.18	0.12	-33.33	12.66	8.67	-31.50
Metal polish	4.83	4.12	-14.70	336.90	290.28	-13.84
Other inks	21.36	20.62	-3.46	1485.39	1460.18	-1.70
Other polish	1.15	1.74	51.30	80.06	123.56	54.34
Paints varnishes & allied products	103.60	96.32	-7.03	7259.99	6823.07	-6.02
Pigments and colouring materials	567.06	603.16	6.37	39664.72	42725.44	7.72
Printing ink	149.76	154.26	3.00	10464.28	10935.21	4.50
Shoe polish	1.64	1.33	-18.90	115.43	93.97	-18.59
Spirit of turpentine	0.04	0.04	0.00	2.58	2.83	9.60
Synthetic enamel	1.25	1.03	-17.60	87.13	73.20	-15.99
Synthetic resin	221.26	189.47	-14.37	15450.92	13415.13	-13.18
Thinner	8.14	8.74	7.37	570.05	619.66	8.70
Titanium dioxide	46.37	53.23	14.79	3255.39	3779.07	16.09
Ultramarine Blue	21.58	18.75	-13.11	1510.96	1328.65	-12.07
Upgraded ilmenite	92.85	70.57	-24.00	6438.80	4992.81	-22.46
Wire enamel	2.49	1.95	-21.69	174.46	137.95	-20.93
Zinc oxide	37.03	29.79	-19.55	2582.21	2111.27	-18.24
Panel Paper, Paper Board & Paper Products	2032.42	1993.59	-1.91	142087.37	141166.16	-0.65
Envelopes/writing blocks/letter pads	15.61	21.95	40.61	1094.02	1553.98	42.04
Exercise books/diaries etc.	173.71	179.31	3.22	12097.26	12660.57	4.66
Lead slip pencil	25.46	28.39	11.51	1766.60	2008.52	13.69



Other paper & paperboard	1219.52	1135.83	-6.86	85301.06	80433.62	-5.71
Paper bags/boxes/other containers	119.15	140.44	17.87	8334.69	9953.06	19.42
Paper cones/Auto Tubes etc.	5.57	8.58	54.04	389.52	609.24	56.41
Paper products nes	362.82	375.83	3.59	25369.21	26636.85	5.00
Playing cards	5.24	5.17	-1.34	370.61	367.37	-0.87
Printing & writing paper	55.86	60.24	7.84	3895.37	4263.87	9.46
Tissue paper incl. cigarette paper	46.31	34.23	-26.09	3246.01	2422.19	-25.38
Typewriter, other ribbon and ink pad	3.17	3.62	14.20	223.01	256.90	15.20
Panel Plywood and Allied Products	1124.81	1086.87	-3.37	78660.41	77005.25	-2.10
Cork and cork products	3.71	3.15	-15.09	259.50	224.61	-13.44
Hard board of wood fibre	29.21	38.11	30.47	2043.75	2703.59	32.29
Other articles of wood	370.12	308.16	-16.74	25860.52	21810.39	-15.66
Other plywood and products	32.15	33.82	5.19	2251.68	2397.84	6.49
Sandalwood chips	0.64	0.97	51.56	45.08	68.93	52.92
Sawn timber	4.80	2.92	-39.17	334.74	206.89	-38.19
Tea chest panel	0.02	0.00	-100.00	1.08	0.19	-82.33
Veneer	22.72	21.49	-5.41	1588.52	1521.08	-4.25
Electrical Insulators Of Any Material	29.34	32.07	9.30	2052.25	2269.31	10.58
Wooden furniture	613.71	630.29	2.70	42923.78	44676.17	4.08
Parts & Accessories of Musical Instruments	18.39	15.89	-13.59	1299.54	1126.25	-13.33
Panel Rubber Products	1461.96	1438.43	-1.61	102274.79	101940.59	-0.33
Automotive Components	155.03	156.37	0.86	10842.83	11087.29	2.25
Bicycle Tubes	24.38	22.98	-5.74	1704.09	1629.71	-4.36
Bicycle Tyres	35.50	41.54	17.01	2485.41	2946.34	18.55
Conveyor, Transmission, V Belts	143.85	140.06	-2.63	10069.26	9924.80	-1.43
Floor Covering & Mats	75.08	73.55	-2.04	5262.56	5211.40	-0.97
Gaskets, Washers & Seals	195.49	202.73	3.70	13692.12	14364.61	4.91
Hoses	166.86	158.61	-4.94	11681.89	11237.88	-3.80
Latex, Dipped & Medical Including Contraceptives	125.03	149.09	19.24	8733.91	10573.63	21.06
Reclaim Rubber & Waste Pairings & Scrap	92.20	81.73	-11.36	6458.38	5784.82	-10.43
Rubber Cots & Aprons	9.12	7.75	-15.02	639.09	548.29	-14.21
Rubber Products Nes	25.55	23.56	-7.79	1785.19	1668.98	-6.51
Rubber Sheets	308.13	273.38	-11.28	21532.97	19373.34	-10.03
Synthetic Rubber	105.74	107.08	1.27	7387.08	7589.51	2.74
Grand Total	22399.88	22190.89	-0.93	1566563.41	1572519.44	0.38

(Data Source : MoC Export Import Data Bank)



CAPEXIL'S EXPORT AWARD 2015-16

HIGHEST EXPORT AWARD

1. M/s. MMTC Limited, New Delhi
Canalized Agency (Minerals and Ores Sector)
Bulk Minerals and Ores incl. Salt, Coal and
Aluminium Metal Panel
2. M/s. V.V. Mineral (100% EOU), Tisaiyanvilai,
Tamil Nadu
Minerals and Ores Sector
Processed Minerals incl. Upgraded Ilmenite
Ore Panel
3. M/s. Balkrishna Industries Limited, Mumbai,
Maharashtra.
Non-Minerals Sector
Auto Tyres and Tubes Panel

TOP EXPORT AWARD

1. M/s. Aro Granite Industries Limited, Hosur,
Tamil Nadu.
Natural Stones & Products Panel
2. M/s. Indian Rare Earths Limited,
Mumbai, Maharashtra
Processed Minerals including Upgraded
Ilmenite Ore Panel
3. M/s. Bombay Minerals Ltd., Jamnagar, Gujarat
Bulk Minerals & Ores including Salt,
Coal and Aluminium Metal Panel
4. M/s. GRP Limited, Mumbai, Maharashtra.
Rubber Products Panel
5. M/s. MRF Limited, Chennai, Tamil Nadu.
Auto Tyres and Tubes Panel
6. M/s. Hubergroup India Private Limited,
Vapi, Gujarat.
Paints, Printing Ink & Allied Products Panel
7. M/s. Piramal Glass Limited, Mumbai,
Maharashtra.
Glass & Glassware Panel

8. M/s. Andhra Pradesh Forest Development
Corporation Limited, Hyderabad, Telangana.
Plywood & Allied Products Panel
9. M/s. IFGL Refractories Limited, Kolkata,
West Bengal.
Ceramics & Allied Products including
Refractories Panel
10. M/s. UltraTech Cement Limited,
Mumbai, Maharashtra.
Cement, Cement Clinkers & Asbestos
Cement Products Panel
11. M/s. Tamil Nadu Newsprint and Papers
Limited, Chennai, Tamil Nadu.
Paper, Paper Board & Paper Products Panel
12. M/s. Replika Press Private Limited,
Sonapat, Haryana.
Books, Publications & Printing Panel
13. M/s. Allanasons Private Limited,
Mumbai, Maharashtra.
Animal By Products Panel
14. M/s. Nitta Gelatin India Limited, Cochin,
Kerala.
Ossein & Gelatine Panel
15. M/s. Graphite India Limited, Kolkata,
West Bengal.
Manufactured Products of Carbon Graphite,
Explosives & Accessories Panel

SPECIAL EXPORT AWARD

I. NATURAL STONES & PRODUCTS PANEL:

1. M/s. Amman Granites, Harur, Tamil Nadu.
2. M/s. Global Stones Private Limited,
Jaipur, Rajasthan.
3. M/s. Natural Slate & Sandstone Exports Pvt.
Ltd., Jaipur, Rajasthan.
4. M/s. Pacific Granites (India) Pvt. Ltd., Hosur,
Tamil Nadu

5. M/s. Pokarna Limited, Secunderabad, Telangana.
6. M/s. Rocks Forever, Udaipur, Rajasthan.
7. M/s. Sati Exports India Pvt. Ltd., Bangalore, Karnataka.
8. M/s. Shree Rishabh Marmo Private Limited, Udaipur, Rajasthan.
9. M/s. Stone Shippers Limited, Mumbai, Maharashtra.

II. PROCESSED MINERALS INCLUDING UPGRADED ILMENITE ORE PANEL:

10. M/s. Ashapura International Ltd., Mumbai, Maharashtra.
11. M/s. Ashapura Perfoclay Limited, Mumbai, Maharashtra.

III. BULK MINERALS & ORES INCLUDING SALT, COAL & ALUMINIUM METAL PANEL:

12. M/s. Manico Minerals International Pvt. Ltd., Ahmedabad, Gujarat.

IV. RUBBER PRODUCTS PANEL:

13. M/s. AVI Worldwide Private Limited, Mumbai, Maharashtra.
14. M/s. Cupid Limited, Nashik, Maharashtra.
15. M/s. Elgi Rubber Company Limited, Coimbatore, Tamil Nadu.
16. M/s. Eswar Rubber Products Pvt. Ltd., Salem, Tamil Nadu.
17. M/s. Gates India Pvt. Ltd., Lalru, Punjab.
18. M/s. Pix Transmissions Limited, Mumbai, Maharashtra.
19. M/s. Ralson (India) Limited, Ludhiana, Punjab.
20. M/s. Zenith Industrial Rubber Products Pvt. Ltd., Mumbai, Maharashtra.

V. AUTO TYRES AND TUBES PANEL:

21. M/s. Goodyear India Limited, Faridabad, Haryana

22. M/s. MRL Tyres Limited, (Formerly: Malhotra Rubbers Limited), New Delhi.

VI. PAINTS, PRINTING INK & ALLIED PRODUCTS PANEL:

23. M/s. DCW Limited, Mumbai, Maharashtra.
24. M/s. Indian Toners & Developers Ltd., New Delhi.
25. M/s. Sakata Inx (India) Pvt. Ltd., Gurugram, Haryana.
26. M/s. The Metal Powder Company Limited, Thirumangalam, Tamil Nadu.

VII. GLASS & GLASSWARE PANEL:

27. M/s. Bisazza India Pvt. Ltd., Kadi, Gujarat.
28. M/s. GKB Hitech Lenses Pvt. Ltd., Mapusa, Goa.
29. M/s. Gujarat Borosil Limited, Mumbai, Maharashtra.
30. M/s. Hindusthan National Glass and Industries Ltd., Kolkata, West Bengal.
31. M/s. La Opala RG Ltd., Kolkata, West Bengal.

VIII. PLYWOOD AND ALLIED PRODUCTS PANEL:

32. M/s. Jolly Board Limited, Mumbai, Maharashtra.
33. M/s. Vritti Impex Pvt. Ltd., Mumbai, Maharashtra.

IX. CERAMICS & ALLIED PRODUCTS INCLUDING REFRACTORIES PANEL:

34. M/s. Aditya Birla NUVO Ltd. (Aditya Birla Insulators), Halol, Gujarat.
35. M/s. Modern Insulators Limited, Abu Road, Rajasthan.
36. M/s. Murugappa Morgan Thermal Ceramics Ltd., Chennai, Tamil Nadu.
37. M/s. RAK Ceramics India Pvt. Ltd., Samalkot, Andhra Pradesh.



X. CEMENT, CEMENT CLINKERS & ASBESTOS CEMENT PRODUCTS PANEL:

38. M/s. Bharathi Cement Corporation Private Limited, Hyderabad, Telangana.
39. M/s. Sanghi Industries Limited, Ahmedabad, Gujarat.

XI. PAPER, PAPER BOARD & PAPER PRODUCTS PANEL:

40. M/s. International Paper APPM Limited, Hyderabad, Telangana.
41. M/s. JK Paper Limited, New Delhi.
42. M/s. Lovely Offset Printers Private Limited, Sivakasi, Tamil Nadu.
43. M/s. Orient Paper & Industries Ltd., Kolkata, West Bengal.

XII. BOOKS, PUBLICATIONS & PRINTING PANEL:

44. M/s. Brijbasi Art Press Ltd., New Delhi.
45. M/s. Eagle Press Private Limited, Chennai, Tamil Nadu.
46. M/s. Goyal Books Overseas Pvt. Ltd., Noida, Uttar Pradesh.

XIII. OSSEIN & GELATINE PANEL:

47. M/s. India Gelatine & Chemicals Ltd., Mumbai, Maharashtra.
48. M/s. Pioneer Jellice India Private Limited, Madurai, Tamil Nadu.

XIV. MANUFACTURED PRODUCTS OF CARBON GRAPHITE, EXPLOSIVES & ACCESSORIES PANEL:

49. M/s. HEG Limited, Noida, Uttar Pradesh.

PANELWISE SPECIAL EXPORT AWARD FOR SSI SECTOR

I. NATURAL STONES & PRODUCTS PANEL:

50. M/s. Shri Prempuriji Granimarbo Pvt. Ltd., Jaipur, Rajasthan.

II. PROCESSED MINERALS INCLUDING UPGRADED ILMENITE ORE PANEL:

51. M/s. Golcha Associated Exports, Jaipur, Rajasthan.

III. BULK MINERALS & ORES INCLUDING SALT, COAL AND ALUMINIUM METAL PANEL:

52. M/s. Rawmin Mining and Industries Pvt. Ltd., Mumbai, Maharashtra.

IV. RUBBER PRODUCTS PANEL:

53. M/s. Flooratex Rubber & Plastics Pvt. Ltd., Alappuzha, Kerala.
54. M/s. Prabhat Elastomers Pvt. Ltd., Mumbai, Maharashtra.

V. PAINTS, PRINTING INK & ALLIED PRODUCTS PANEL:

55. M/s. Alpha Chemie, Mumbai, Maharashtra.

VI. GLASS AND GLASSWARE PANEL:

56. M/s. Firozabad Glass Shell Industries, New Delhi.

VII. PLYWOOD AND ALLIED PRODUCTS PANEL:

57. M/s. Gemwood (A Divn. of GMD International), Ernakulam, Kerala.

VIII. CERAMICS & ALLIED PRODUCTS INCLUDING REFRACTORIES PANEL:

58. M/s. Cyber Ceramics, Morbi, Gujarat.

IX. PAPER, PAPER BOARD & PAPER PRODUCTS PANEL:

59. M/s. A.L. Paper House, Jaipur, Rajasthan.
60. M/s. SMI Coated Products Pvt. Ltd., Mumbai, Maharashtra.

CERTIFICATE OF MERIT

I. NATURAL STONES & PRODUCTS PANEL:

1. M/s. A.G. Granites Private Limited, Harur, Tamil Nadu.



2. M/s. Ashok Granites Limited, Salem, Tamil Nadu.
 3. M/s. Chariot International Pvt. Ltd., Kolar, Karnataka.
 4. M/s. Freeworld Exports Pvt. Ltd., Chennai, Tamil Nadu.
 5. M/s. Golden Rock Granites Pvt. Ltd., Chennai, Tamil Nadu.
 6. M/s. GTP Granites Ltd., Salem, Tamil Nadu.
 7. M/s. Heritage Granites Pvt. Ltd., Salem, Tamil Nadu.
 8. M/s. Katti-ma Exports Private Limited, Chennai, Tamil Nadu.
 9. M/s. Kisan Mineral Private Limited, Bijuri, Madhya Pradesh.
 10. M/s. K J Quarries Private Limited, Chennai, Tamil Nadu.
 11. M/s. Kunnam Granite Works, Chennai, Tamil Nadu.
 12. M/s. M & G Impex (India) Pvt. Ltd., Hosur, Tamil Nadu.
 13. M/s. M.B. Granites Pvt. Ltd., Bangalore, Karnataka.
 14. M/s. Madhucon Granites Limited, Hosur, Tamil Nadu.
 15. M/s. Mahi Granites Private Limited, Hyderabad, Telangana.
 16. M/s. Malbros Impex Pvt. Ltd., New Delhi.
 17. M/s. Pacific Industries Limited, Udaipur, Rajasthan.
 18. M/s. Platinum Stones Pvt. Ltd., New Delhi.
 19. M/s. Pokarna Engineered Stone Limited, Secunderabad, Telangana.
 20. M/s. R.R. Stones Private Limited, Hyderabad, Telangana.
 21. M/s. Radha Exports (India) Pvt. Ltd., Chennai, Tamil Nadu.
 22. M/s. Rajul Exports, Jaipur, Rajasthan.
 23. M/s. Rajyog International Pvt. Ltd., Gurgaon, Haryana.
 24. M/s. Ratnam Stone Exports, Ahmedabad, Gujarat.
 25. M/s. RC Golden Granites Pvt. Ltd., Chennai, Tamil Nadu.
 26. M/s. Seaward Exports Pvt. Ltd., Kota, Rajasthan.
 27. M/s. Shree Nakoda Tiles Private Limited, Udaipur, Rajasthan.
 28. M/s. Shri Ganesh Granite, Jaipur, Rajasthan.
 29. M/s. Shriram Exports Pvt. Ltd., Chennai, Tamil Nadu.
 30. M/s. Siva Jeyam Granites, Sivakasi, Tamil Nadu.
 31. M/s. Sree Raghavendra Enterprises, Bellary, Karnataka.
 32. M/s. Sri Vishnu Granites Private Limited, Secunderabad, Telangana.
 33. M/s. Stone Age Private Limited, Jaipur, Rajasthan.
 34. M/s. SVG Granites Private Limited, Secunderabad, Telangana.
- II. PROCESSED MINERALS INCLUDING UPGRADED ILMENITE ORE PANEL:**
35. M/s. Ashapura Minechem Limited, Mumbai, Maharashtra.
 36. M/s. Ashok Alco-Chem Limited, Mumbai, Maharashtra.
 37. M/s. Golcha Talc, Jaipur, Rajasthan.
 38. M/s. Selective Minerals & Color Inds. P. Ltd., Mumbai, Maharashtra.
 39. M/s. Shivam Minerals & Allied Industries Pvt. Ltd., Bhuj, Gujarat.



40. M/s. Sri Kirthika International, Salem, Tamil Nadu.

41. M/s. Transworld Garnet India Pvt. Ltd., Tuticorin, Tamil Nadu.

42. M/s. Wolkem India Limited, Udaipur, Rajasthan.

III. BULK MINERALS & ORES INCLUDING SALT, COAL & ALUMINIUM METAL PANEL:

43. M/s. Misrilal Mines Pvt. Ltd., Kolkata, West Bengal.

44. M/s. Thankys Exports Pvt. Ltd., Porbandar, Gujarat.

IV. RUBBER PRODUCTS PANEL:

45. M/s. Balaji Rubber Industries Pvt. Ltd., Salem, Tamil Nadu.

46. M/s. Chopra Retec Rubber Products Limited, Lucknow, Uttar Pradesh.

47. M/s. Garware Bestretch Limited, Satara, Maharashtra.

48. M/s. High Tech Reclaim Pvt. Ltd., Rajkot, Gujarat.

49. M/s. Mahajan Tyre Company, Jalandhar, Punjab.

50. M/s. Mohan Mutha Exports Private Limited, Chennai, Tamil Nadu.

51. M/s. Phoenix Conveyor Belt India (P) Ltd., Kolkata, West Bengal.

52. M/s. Precision Rubber Industries Pvt. Ltd., Mumbai, Maharashtra.

53. M/s. RMX Industries, (Formerly R.M. Exports), Jalandhar, Punjab.

54. M/s. Shore Auto Rubber Exports Pvt. Ltd., Pune, Maharashtra.

55. M/s. Speedways Tyre Limited, Jalandhar, Punjab.

56. M/s. Sri Ramkarthic Polymers Private Limited, Coimbatore, Tamil Nadu.

57. M/s. TRP Sealing Systems (India) Pvt. Ltd., Pune, Maharashtra.

58. M/s. United Rubber Industries (I) Pvt. Ltd., Mumbai, Maharashtra.

V. AUTO TYRES AND TUBES PANEL:

59. M/s. Agarwal Rubber Limited, Hyderabad, Telangana.

60. M/s. Asian Tire Factory Ltd., Jalandhar, Punjab.

61. M/s. CEAT Limited, Mumbai, Maharashtra.

62. M/s. JK Tyre & Industries Ltd., New Delhi.

63. M/s. Noslar International Limited, New Delhi.

64. M/s. Rubber King Tyres India Pvt. Ltd., Ahmedabad, Gujarat.

65. M/s. Speedways Rubber Company, Jalandhar, Punjab.

66. M/s. Superking Mfrs. (Tyre) Pvt. Ltd., Delhi.

VI. PAINTS, PRINTING INK & ALLIED PRODUCTS PANEL:

67. M/s. Hi-shine Inks Pvt. Ltd., Antalia, Gujarat.

VII. GLASS & GLASSWARE PANEL:

68. M/s. Banaras Beads Limited, Varanasi, Uttar Pradesh.

69. M/s. GKB Ophthalmics Ltd., Mapusa, Goa.

70. M/s. GKB Rx Lens Pvt. Ltd., Kolkata, West Bengal.

71. M/s. GKB Vision Private Limited, Bardez, Goa.

72. M/s. Om Glass Works Pvt. Ltd., Delhi.

VIII. PLYWOOD & ALLIED PRODUCTS PANEL:

73. M/s. Azad Impex Private Limited, New Delhi.

74. M/s. Faith Lumber Pvt. Ltd., Gandhidham (Kutch), Gujarat.

75. M/s. Friends Timber Pvt. Ltd., Nagpur, Maharashtra.

76. M/s. HPI Sales Corporation, Hisar, Haryana.



77. M/s. Jindal Wood Products Pvt. Ltd.,
New Delhi.

78. M/s. Patel Wood Syndicate,
Mumbai, Maharashtra.

79. M/s. The Western India Plywoods Ltd.,
Kannur, Kerala.

**IX. CERAMICS & ALLIED PRODUCTS INCLUDING
REFRACTORIES PANEL:**

80. M/s. B.R. Steel Products Pvt. Ltd.,
Navi Mumbai, Maharashtra.

81. M/s. Ferolite Jointings Limited,
Ghaziabad, Uttar Pradesh.

82. M/s. Futura Ceramics Pvt. Ltd.,
Ahmedabad, Gujarat.

83. M/s. Hari & Co., Tuticorin, Tamil Nadu.

84. M/s. OCL India Limited, Rajgangpur, Odisha.

**X. CEMENT, CEMENT CLINKERS AND ASBESTOS
CEMENT PRODUCTS PANEL:**

85. M/s. Ambuja Cements Limited,
Mumbai, Maharashtra.

**XI. PAPER, PAPER BOARD & PAPER PRODUCTS
PANEL:**

86. M/s. Gayatrishakti Paper and Boards Ltd.,
Mumbai, Maharashtra.

87. M/s. ITC Limited,
(Paperboards & Specialty Papers Division),
Secunderabad, Telangana

88. M/s. Krishna Tissues Pvt. Ltd.,
Kolkata, West Bengal.

89. M/s. Loparex India Private Limited,
Mumbai, Maharashtra.

90. M/s. Seshasayee Paper and Boards Limited,
Chennai, Tamil Nadu.

91. M/s. Super Impex, Palghar, Maharashtra.

92. M/s. Yash Papers Limited,
Faizabad, Uttar Pradesh.

XII. BOOKS, PUBLICATIONS & PRINTING PANEL:

93. M/s. NCBA Exports Pvt. Ltd.,
Kolkata, West Bengal.

94. M/s. Prints Publications Pvt. Ltd., New Delhi.

XIII. ANIMAL BY PRODUCTS PANEL:

95. M/s. P. Subbaraj & Co., Chennai, Tamil Nadu.

**XIV. MANUFACTURED PRODUCTS OF CARBON
GRAPHITE, EXPLOSIVES & ACCESSORIES
PANEL:**

96. M/s. CDET Explosive Industries Pvt. Ltd.,
Nagpur, Maharashtra.

97. M/s. Gulf Oil Corporation Limited,
(Formerly: IDL Industries Ltd.),
Hyderabad, Telangana.

98. M/s. IDL Explosives Limited,
Hyderabad, Telangana.

99. M/s. Premier Explosives Limited,
Secunderabad, Telangana.

CAPEXIL'S EXPORT AWARD 2016-17

HIGHEST EXPORT AWARD

1. M/s. MMTC Limited, New Delhi.
Canalized Agency (Minerals and Ores Sector)
Bulk Minerals and Ores incl. Salt, Coal and Aluminium Metal Panel
2. M/s. V.V. Mineral (100% EOU),
Tisaiyanvilai, Tamil Nadu.
Minerals and Ores Sector
Processed Minerals incl. Upgraded Ilmenite Ore Panel
3. M/s. Balkrishna Industries Limited,
Mumbai, Maharashtra.
Non-Minerals Sector
Auto Tyres and Tubes Panel

TOP EXPORT AWARD

1. M/s. Aro Granite Industries Limited,
Hosur, Tamil Nadu.
Natural Stones & Products Panel
2. M/s. Indian Rare Earths Limited,
Mumbai, Maharashtra.
Processed Minerals including Upgraded Ilmenite Ore Panel
3. M/s. Rungta Mines Limited, P.O. Chaibasa,
Jharkhand.
Bulk Minerals & Ores including Salt, Coal and Aluminium Metal Panel
4. M/s. Garware Bestretch Limited,
Satara, Maharashtra.
Rubber Products Panel
5. M/s. MRF Limited, Chennai, Tamil Nadu.
Auto Tyres and Tubes Panel
6. M/s. Hubergroup India Private Limited,
Vapi, Gujarat.
Paints, Printing Ink & Allied Products Panel
7. M/s. Piramal Glass Limited,
Mumbai, Maharashtra.
Glass & Glassware Panel
8. M/s. Andhra Pradesh Forest Development Corporation Limited, Hyderabad, Telangana.
Plywood & Allied Products Panel

9. M/s. TRL Krosaki Refractories Limited,
Kolkata, West Bengal.
Ceramics & Allied Products including Refractories Panel
10. M/s. UltraTech Cement Limited,
Mumbai, Maharashtra.
Cement, Cement Clinkers & Asbestos Cement Products Panel
11. M/s. Tamil Nadu Newsprint and Papers Limited, Chennai, Tamil Nadu.
Paper, Paper Board & Paper Products Panel
12. M/s. Replika Press Private Limited,
Sonipat, Haryana.
Books, Publications & Printing Panel
13. M/s. Frigorifico Allana Private Limited,
Mumbai, Maharashtra.
Animal By Products Panel
14. M/s. Nitta Gelatin India Limited,
Cochin, Kerala.
Ossein & Gelatine Panel
15. M/s. HEG Limited, Noida, Uttar Pradesh.
Manufactured Products of Carbon Graphite, Explosives & Accessories Panel
16. M/s. Core Carbons Pvt. Ltd.,
Coimbatore, Tamil Nadu.
Miscellaneous Products Panel

SPECIAL EXPORT AWARD

I. NATURAL STONES & PRODUCTS PANEL:

1. M/s. Amman Granites, Harur, Tamil Nadu.
2. M/s. Chariot International Pvt. Ltd., Kolar Dist., Karnataka.
3. M/s. Global Stones Private Limited, Jaipur, Rajasthan.
4. M/s. Mahi Granites Pvt. Ltd., Hyderabad, Telangana.



5. M/s. Pacific Granites (India) Pvt. Ltd., Hosur, Tamil Nadu.
6. M/s. R.R. Stones Private Limited, Hyderabad, Telangana.
7. M/s. Rajyog International Pvt. Ltd., Gurgaon, Haryana.
8. M/s. Sati Exports India Pvt. Ltd., Bangalore, Karnataka.
9. M/s. Stone Shippers Limited, Mumbai, Maharashtra.

II. PROCESSED MINERALS INCLUDING UPGRADED ILMENITE ORE PANEL:

10. M/s. Ashapura International Ltd., Mumbai, Maharashtra.
11. M/s. Ashapura Perfoclay Limited, Mumbai, Maharashtra.
12. M/s. Wolkem India Limited, Udaipur, Rajasthan.

III. RUBBER PRODUCTS PANEL:

13. M/s. Cupid Limited, Nashik, Maharashtra.
14. M/s. Pix Transmissions Limited, Mumbai, Maharashtra.
15. M/s. Polybond India Pvt. Ltd., Pune, Maharashtra.
16. M/s. R.K. Reclaim and Rubber Products Pvt. Ltd., Bharuch, Gujarat.
17. M/s. Ralson (India) Limited, Ludhiana, Punjab.
18. M/s. RMX Industries, (Formerly R.M. Exports), Jalandhar, Punjab.
19. M/s. Rubfila International Ltd., Palakkad, Kerala.
20. M/s. Zenith Industrial Rubber Products Pvt. Ltd., Mumbai, Maharashtra.

IV. AUTO TYRES AND TUBES PANEL:

21. M/s. Goodyear India Limited, Faridabad, Haryana
22. M/s. MRL Tyres Limited, (Formerly: Malhotra Rubbers Limited), New Delhi.

V. PAINTS, PRINTING INK & ALLIED PRODUCTS PANEL:

23. M/s. DCW Limited, Mumbai, Maharashtra.
24. M/s. Indian Toners & Developers Ltd., New Delhi.
25. M/s. Sakata Inx (India) Pvt. Ltd., Gurugram, Haryana.
26. M/s. The Arasan Aluminium Industries Pvt. Ltd., Sivakasi, Tamil Nadu.

VI. GLASS & GLASSWARE PANEL:

27. M/s. Firozabad Glass Shell Industries, New Delhi.
28. M/s. GKB Vision Private Limited, Bardez, Goa.
29. M/s. Gujarat Borosil Limited, Mumbai, Maharashtra
30. M/s. Hindusthan National Glass and Industries Ltd., Kolkata, West Bengal.
31. M/s. La Opala RG Ltd., Kolkata, West Bengal.

VII. PLYWOOD AND ALLIED PRODUCTS PANEL:

32. M/s. Jolly Board Limited, Mumbai, Maharashtra.

VIII. CERAMICS & ALLIED PRODUCTS INCLUDING REFRACTORIES PANEL:

33. M/s. Aditya Birla NUVO Ltd., (Aditya Birla Insulators), Halol, Gujarat.
34. M/s. Modern Insulators Limited, Abu Road, Rajasthan.
35. M/s. RAK Ceramics India Pvt. Ltd., Samalkot, Andhra Pradesh.
36. M/s. Royal Exporters, Rajkot, Gujarat.

IX. CEMENT, CEMENT CLINKERS & ASBESTOS CEMENT PRODUCTS PANEL:

37. M/s. Sanghi Industries Limited, Ahmedabad, Gujarat.

X. PAPER, PAPER BOARD & PAPER PRODUCTS PANEL:

38. M/s. International Paper APPM Limited, Hyderabad, Telangana.
39. M/s. ITC Limited, SBU - Packaging & Printing, Chennai, Tamil Nadu.
40. M/s. JK Paper Limited, New Delhi.
41. M/s. Lovely Offset Printers Private Limited, Sivakasi, Tamil Nadu.
42. M/s. Orient Paper & Industries Ltd., Kolkata, West Bengal.

XI. BOOKS, PUBLICATIONS & PRINTING PANEL:

43. M/s. Brijbasi Art Press Ltd., Noida, Uttar Pradesh.
44. M/s. Eagle Press Private Limited, Chennai, Tamil Nadu.
45. M/s. Goyal Books Overseas Pvt. Ltd., Noida, Uttar Pradesh.

XII. OSSEIN & GELATINE PANEL:

46. M/s. India Gelatine & Chemicals Ltd., Mumbai, Maharashtra.
47. M/s. Pioneer Jellice India Private Limited, Madurai, Tamil Nadu.
48. M/s. Sterling Biotech Limited, (Division - Sterling Gelatin), Vadodara, Gujarat.

XIII. MANUFACTURED PRODUCTS OF CARBON GRAPHITE, EXPLOSIVES & ACCESSORIES PANEL:

49. M/s. Graphite India Limited, Kolkata, West Bengal.
50. M/s. Solar Industries India Ltd., Nagpur, Maharashtra.

PANELWISE SPECIAL EXPORT AWARD FOR SSI SECTOR:
I. NATURAL STONES & PRODUCTS PANEL:

51. M/s. Shri Prempuriji Granimarbo Pvt. Ltd., Jaipur, Rajasthan

II. PROCESSED MINERALS INCLUDING UPGRADED ILMENITE ORE PANEL:

52. M/s. Jai Vardhman Khaniz Pvt. Ltd., Udaipur, Rajasthan.

III. RUBBER PRODUCTS PANEL:

53. M/s. Shore Auto Rubber Exports Pvt. Ltd., Pune, Maharashtra.

IV. PAINTS, PRINTING INK & ALLIED PRODUCTS PANEL:

54. M/s. Alpha Chemie, Mumbai, Maharashtra.

V. GLASS AND GLASSWARE PANEL:

55. M/s. Transparent Overseas, Firozabad, Uttar Pradesh.

VI. PLYWOOD AND ALLIED PRODUCTS PANEL:

56. M/s. Jindal Wood Products Pvt. Ltd., New Delhi.

VII. PAPER, PAPER BOARD & PAPER PRODUCTS PANEL:

57. M/s. SMI Coated Products Pvt. Ltd., Mumbai, Maharashtra.

CERTIFICATE OF MERIT:
I. NATURAL STONES & PRODUCTS PANEL:

1. M/s. A.G. Granites Private Limited, Harur, Tamil Nadu.
2. M/s. Ashok Granites Limited, Salem, Tamil Nadu.
3. M/s. Crystal Granite & Marble Private Limited, Ramanagaram Dist., Karnataka.
4. M/s. Golden Rock Granites Pvt. Ltd., Chennai, Tamil Nadu.
5. M/s. Granite Mart Ltd., Medak District, Telangana.
6. M/s. GTP Granites Ltd., Salem, Tamil Nadu.
7. M/s. Hilltop Stones Pvt. Ltd., Bangalore, Karnataka.



8. M/s. Katti-ma Exports Private Limited, Chennai, Tamil Nadu.
9. M/s. K J Quarries Private Limited, Chennai, Tamil Nadu.
10. M/s. Kunnam Granite Works, Chennai, Tamil Nadu.
11. M/s. M&G Impex (India) Pvt. Ltd., Hosur, Tamil Nadu.
12. M/s. Malbros Impex Pvt. Ltd., New Delhi.
13. M/s. Natural Slate & Sandstone Exports Pvt. Ltd., Jaipur, Rajasthan.
14. M/s. Pacific Industries Limited, Udaipur, Rajasthan.
15. M/s. Paramount Stones, Udaipur, Rajasthan.
16. M/s. Platinum Stones Pvt. Ltd., New Delhi.
17. M/s. Pokarna Engineered Stone Limited, Secunderabad, Telangana.
18. M/s. Radha Exports (India) Pvt. Ltd., Chennai, Tamil Nadu.
19. M/s. Rajul Exports, Jaipur, Rajasthan.
20. M/s. Ratnam Stone Exports, Ahmedabad, Gujarat.
21. M/s. RC Golden Granites Pvt. Ltd., Chennai, Tamil Nadu.
22. M/s. Saraba India, Chennai, Tamil Nadu.
23. M/s. Seaward Exports Pvt. Ltd., Kota, Rajasthan.
24. M/s. Shree Rishabh Marmo Private Limited, Udaipur, Rajasthan.
25. M/s. Shri Ganesh Granite, Jaipur, Rajasthan.
26. M/s. Shriram Exports Pvt. Ltd., Chennai, Tamil Nadu.
27. M/s. Sri Vishnu Granites Private Limited, Secunderabad, Telangana.
28. M/s. Stone Age Private Limited, Jaipur, Rajasthan

29. M/s. StonePlus Enterprises Private Limited, Hyderabad, Telangana.

30. M/s. SVG Granites Private Limited, Secunderabad, Telangana.

II. PROCESSED MINERALS INCLUDING UPGRADED ILMENITE ORE PANEL:

31. M/s. Ashapura Minechem Limited, Mumbai, Maharashtra.

32. M/s. Golcha Associated Exports, Jaipur, Rajasthan.

33. M/s. Golcha Talc, Jaipur, Rajasthan.

34. M/s. Selective Minerals & Color Inds. P. Ltd., Mumbai, Maharashtra.

35. M/s. Shivam Minerals & Allied Industries Pvt. Ltd., Bhuj, Gujarat.

36. M/s. Transworld Garnet India Pvt. Ltd., Tuticorin, Tamil Nadu.

III. BULK MINERALS & ORES INCLUDING SALT, COAL & ALUMINIUM METAL PANEL:

37. M/s. Bombay Minerals Limited, Dist. Jamnagar, Gujarat.

38. M/s. Bonai Industrial Company Limited, P.O. Chaibasa, Jharkhand.

39. M/s. Feegrade & Co. Pvt. Ltd., P.O. Chaibasa, Jharkhand.

40. M/s. Misrilall Mines Pvt. Ltd., Kolkata, West Bengal.

41. M/s. Orient Abrasives Limited, Porbandar, Gujarat.

42. M/s. Rawmin Mining and Industries Pvt. Ltd., Mumbai, Maharashtra.

43. M/s. Rungta Sons Private Limited, P.O. Chaibasa, Jharkhand.

44. M/s. V.M. Salgaocar and Brother Private Limited, Vasco da Gama, Goa.



45. M/s. V.M. Salgaocar Sales International,
Vasco da Gama, Goa.

IV. RUBBER PRODUCTS PANEL:

46. M/s. AVI Worldwide Private Limited,
Mumbai, Maharashtra.
47. M/s. Balaji Rubber Industries Pvt. Ltd.,
Salem, Tamil Nadu.
48. M/s. Chopra Retec Rubber Products Limited,
Lucknow, Uttar Pradesh.
49. M/s. Emerald Resilient Tyre Manufacturers
Private Limited, Chennai, Tamil Nadu.
50. M/s. Eswar Rubber Products Pvt. Ltd.,
Salem, Tamil Nadu.
51. M/s. Flooratex Rubber and Plastics (P) Ltd.,
Alappuzha, Kerala.
52. M/s. GRP Limited, Mumbai, Maharashtra.
53. M/s. High Tech Reclaim Pvt. Ltd.,
Rajkot, Gujarat.
54. M/s. Kanam Latex Industries Pvt. Ltd.,
Kottayam, Kerala.
55. M/s. Kohinoor India Pvt. Limited,
Jalandhar, Punjab.
56. M/s. Mohan Mutha Exports Private Limited,
Chennai, Tamil Nadu.
57. M/s. Phoenix Conveyor Belt India (P) Ltd.,
Kolkata, West Bengal.
58. M/s. Prabhat Elastomers Pvt. Ltd.,
Mumbai, Maharashtra.
59. M/s. Precision Rubber Industries Pvt. Ltd.,
Mumbai, Maharashtra.
60. M/s. Speedways Tyre Limited,
Jalandhar, Punjab.
61. M/s. Sri Ramkarthic Polymers Private
Limited, Coimbatore, Tamil Nadu.
62. M/s. Super Tex Industries,
Mumbai, Maharashtra.
63. M/s. TRP Sealing Systems (India) Pvt. Ltd.,
Pune, Maharashtra.

64. M/s. United Rubber Industries (I) Pvt. Ltd.,
Mumbai, Maharashtra.

65. M/s. Vinko Auto Industries Ltd., New Delhi.

V. AUTO TYRES AND TUBES PANEL:

66. M/s. Agarwal Rubber Limited,
Hyderabad, Telangana.
67. M/s. JK Tyre & Industries Ltd., New Delhi.
68. M/s. Superking Manufacturers (Tyre) Pvt. Ltd.,
Delhi.

**VI. PAINTS, PRINTING INK & ALLIED PRODUCTS
PANEL:**

69. M/s. Hi-shine Inks Pvt. Ltd., Antalia, Gujarat.
70. M/s. The Metal Powder Company Limited,
Thirumangalam, Tamil Nadu.
71. M/s. Tridev Resins (I) Pvt. Ltd., Mumbai,
Maharashtra.

VII. GLASS & GLASSWARE PANEL:

72. M/s. GKB Hitech Lenses Pvt. Ltd.,
Mapusa, Goa.
73. M/s. GKB Ophthalmics Ltd., Mapusa, Goa.
74. M/s. GKB Rx Lens Pvt. Ltd.,
Kolkata, West Bengal.
75. M/s. Goa Glass Fibre Limited, Colvale, Goa.
76. M/s. Jagdamba Glass Works, Firozabad,
Uttar Pradesh.

**VIII. CERAMICS & ALLIED PRODUCTS INCLUDING
REFRACTORIES PANEL:**

77. M/s. Ariston Ceramic, Thangadh, Gujarat.
78. M/s. B.R. Steel Products Pvt. Ltd.,
Navi Mumbai, Maharashtra.
79. M/s. Cyber Ceramics, Morbi, Gujarat.
80. M/s. Ferolite Jointings Limited,
Ghaziabad, Uttar Pradesh.
81. M/s. Maharani Enterprises, Delhi.



82. M/s. Star International, Rajkot, Gujarat.

IX. PAPER, PAPER BOARD & PAPER PRODUCTS PANEL:

83. M/s. A.L. Paper House, Jaipur, Rajasthan.

84. M/s. Bilt Graphic Paper Products Ltd., Gurgaon, Haryana.

85. M/s. Bindals Papers Mills Limited, Muzaffarnagar, Uttar Pradesh.

86. M/s. Gayatrishakti Paper and Boards Ltd., Mumbai, Maharashtra.

87. M/s. Krishna Tissues Pvt. Ltd., Kolkata, West Bengal.

88. M/s. Loparex India Private Limited, Mumbai, Maharashtra.

89. M/s. Quarterfold Printabilities, Navi Mumbai, Maharashtra.

90. M/s. Seshasayee Paper and Boards Limited, Chennai, Tamil Nadu.

91. M/s. Super Impex, Palghar, Maharashtra.

92. M/s. Yash Papers Limited, Ayodhya (Faizabad), Uttar Pradesh.

X. BOOKS, PUBLICATIONS & PRINTING PANEL:

93. M/s. NCBA Exports Pvt. Ltd., Kolkata, West Bengal.

94. M/s. Prints Publications Pvt. Ltd., New Delhi.

XI. ANIMAL BY PRODUCTS PANEL:

95. M/s. Allansons Private Limited, Mumbai, Maharashtra.

96. M/s. P. Subbaraj & Co., Chennai, Tamil Nadu.

XII. MANUFACTURED PRODUCTS OF CARBON GRAPHITE, EXPLOSIVES & ACCESSORIES PANEL:

97. M/s. Economic Explosives Limited, Nagpur, Maharashtra.

98. M/s. GOCL Corporation Limited, (Formerly Gulf Oil Corporation Limited), Hyderabad, Telangana.



Glimpses of CAPEXIL through the lens.....



Inauguration of Export Award Function 2015-16 and 2016-17 at Vigyan Bhavan, New Delhi on 18th September, 2019 by Mr. Piyush Goyal, Hon'ble Minister for Railways and Commerce & Industry, Government of India by lighting of lamp



Inauguration of Export Award Function 2015-16 and 2016-17 at Vigyan Bhavan, New Delhi on 18th September, 2019 by Mr. Pratap Chandra Sarangi, Hon'ble Minister of State for Micro, Small & Medium Enterprises and Fisheries, Animal Husbandry and Dairying, Government of India by lighting of lamp



*A hearty welcome by **Mr. R. Veeramani**, President, CAPEXIL, & Chairman , Natural Stones & Products Panel, CAPEXIL with flower bouquet to **Mr. Piyush Goyal**, Hon'ble Minister for Railways and Commerce & Industry, Government of India at Export Award Function, Vigyan Bhavan ,New Delhi*



*A hearty welcome by **Mr. M. F. Vohra**, Chairman- Rubber Products Panel and Regional Chairman (WR), CAPEXIL, with flower bouquet to **Mr. Pratap Chandra Sarangi**, Hon'ble Minister of State for Micro, Small & Medium Enterprises and Fisheries, Animal Husbandry and Dairying, Government of India at Export Award Function, Vigyan Bhavan, New Delhi.*



Mr. G. Ashokann, Chairman, Miscellaneous Products Panel of CAPEXIL felicitating Mr. Harinarayan Raj Bhar, Hon'ble Ex-Member of Parliament Lok Sabha, Govt. of India, on the occasion of Export Award Function Vigyan Bhavan, New Delhi



Mr. Piyush Goyal, Hon'ble Minister for Railways and Commerce & Industry, Government of India addressing before the Export Award Winners and Guests at the CAPEXIL Export Award, at a function, in Vigyan Bhavan, New Delhi on September 18, 2019.



Mr. Pratap Chandra Sarangi Hon'ble Minister of State for Micro, Small & Medium Enterprises and Fisheries, Animal Husbandry and Dairying, Government of India addressing before the Export Award Winners and Guests at the CAPEXIL Export Award, at a function, in Vigyan Bhavan, New Delhi on September 18, 2019



A Cross Section of the Audience at the Export Award Function of CAPEXIL



Memento received from the Hon'ble Minister for contribution of 25 years of service in Capexil.



Mr. R. Veeramani, President, CAPEXIL, delivering speech before the members at the 61st Annual General Meeting of CAPEXIL held on 27th December, 2019 in, Kolkata.



Mr. B. H. Patel, Vice President & Chairman- Plywood & Allied Products Panel, CAPEXIL, addressing the Audience at the 61st Annual General Meeting of CAPEXIL held on 27th December, 2019 in Kolkata.



Capexil's Consultant in Mumbai, Mr. Sudhakar Kasture inform the participants about new Remission of Duties and Taxes on Exported products (RoDTEP) Scheme during the workshop



Capexil India Country Pavilion with Make in India Theme at Central Asia Mining Show, Kazakhstan



Indian Rubber Delegation with H.E. Mr. Prabhatkumar, The Ambassador & Other Senior Officials of Embassy of India, Mr. Azhmat Alimov, Head of Kazakhstan-India Business Council & Sr. Officials of Incham, Kazakhstan



H.E. The Ambassador Mr. D.B. Venkatesh Varma addressing B2B Event of Capexil at Embassy of India, Moscow



Buyer Seller Meet of Indian Rubber Products Delegation at Almaty, Kazakhstan



B2B (BSM) at The Conference Room of Embassy of India, Moscow by Indian Rubber Products Delegation



Indian Rubber Delegation at Minsk, Belarus with Senior Officials of Belarusian Chamber of Commerce & Industry



B2B (BSM) at Minsk, Belarus by Indian Rubber Products Delegation



From Left to Right on the dias Mr. Vishal Tomer, Scientist-D, Bureau of Indian Standards, Chennai, Mr. Manu Santhanam, Professor, Dept. of Civil Engineering, IIT, Chennai, Mr. D.K. Sekar, I.A&A.S., Zonal Additional DGFT, Chennai, Mr. R. Veeramani, President of Capexil, Mr. M. Ravinder Reddy, Chairman, Cement, Cement Clinkers and Asbestos Cement Products Panel, CAPEXIL, Mr. Yashwant B., Breed, DGM & Regional Manager - M/s. ECGC Ltd., Chennai, Dr. Sanina Sharma, Deputy Chief Controller of Explosives, Chennai.



Mr. Binu Thomas, Joint Director, CAPEXIL addressing the welcome address.



Smt. Suganya Kandaswamy I.T.S., Deputy D.G.F.T, O/o Zonal Additional D.G.F.T, Chennai Addressing The Gathering. In Dias - Mrs. Stella Rani, Branch Manager, M/s. ECGC Ltd., Madurai., Mr. Kollappan, Asst. Director, Indian Institute of Packaging, Chennai., Mr. A.M.S.G. Ashokan, Southern Regional Chairman And Chairman for Miscellaneous Panel Capexil, Mr. Murugan, Chief Manager, SBI-SME Branch, Sivakasi.



A member clarifying his doubts with Mrs. Stella Rani, Branch Manager, M/s. ECGC Ltd, Madurai during lunch hour.



Section of The Audience in the Outreach Programme for Miscellaneous Panel Held on 29/11/2019, at Bell Hotels Pvt. Ltd., Sivakasi.



Mr. Binu Thomas, Joint Director, Capexil, Chennai, with Mr. Anil Kumar Raj, Consul General, Consulate General of India, Shanghai, along with Mr. V. Subbiah Past Chairman of Capexil and Chairman for Paper, Paper Board & Paper Products Panel, Capexil.



Member Exporter Interacting with Foreign Buyer



Professor Sudhakar Kasture explaining about the remission of Duties and Taxes on Exported Products to our Member Exporters



A Section of The Audience for Workshop on Remission of Duties and Taxes on Exported Products



Smt. A.S. Meenalochani, I.R.S., Commissioner of GST and Central Excise, Govt. of India, addressing the gathering to left Mr. Sikriwal, Foreign Trade Development Officer, JDGFT, Coimbatore, Mr. B. Kanishkan, Director (Rtd.,) Geological Survey of India, Govt. of India, Mr. R. Veeramani, Chairman, Natural Stone Products Panel and Southern Regional Chairman, Capexil.



Smt. A.S. Meenalochani, I.R.S., Commissioner of GST and Central Excise, left Smt. Shantini Sridhar, Senior Manager, M/s. ECGC Ltd. Salem, Mr. A. Balamurugan, Assistant Director (I/C), Dept. of Geology & Mining, Govt. of Tamilnadu.



CAPEXIL participates in three International Book Fairs

Capexil supported and promoted the Guadalajara International Book Fair 2019 (Mexico, Nov30-Dec8), Sharjah International Book Fair 2019 (Oct 30-Nov 9) and Frankfurt Book Fair 2019 (Germany, Oct 16-20, 2019) in a big way and was the publisher participant partner at these fairs.



Organ Pamuk, Noble Laureate, Turkey at India Pavilion along with Sunil Kumar, Executive Officer in Capexil's stall during address to press @ Sharjah International Book Fair



Mr. Ramesh K. Mittal, Chairman, addressing to the participants during interaction meet in the India pavilion at Frankfurt Book Fair



Pratibha Parkar, Consul General of India, Germany; Ruby Jaspreet, IFS, Consul (Commercial & Political); Mr. Ramesh K. Mittal, Chairman, Capexil, Books, panel, Capexil and Mr. Sunil Kumar, Executive Officer, Capexil @ Frankfurt Book Fair



Hon'ble Minister of HRD Govt. of India Mr. Ramesh Pokhriyal along with Mr. Sunil Kumar, Executive Officer, CAPEXIL and Director NBT



Mr. Sunil Kumar, Executive Officer in CAPEXIL'S Stall during Sharjah International Books Fair 2019

Salutation

*CAPEXIL extends warm wishes
to you all. May the best of
health, happiness, hilarity
peace and prosperity be yours
in the days to come!*



कैपेक्सिल
CAPEXIL

“Vanijya Bhavan”, International Trade Facilitation Centre
1/1, Wood Street, (3rd Floor), Kolkata - 700 016, India
Phone : 033 2289 1721 / 22 / 23/ 25, Fax : 033 2289 1724
Email : capexil@capexil.in, website : www.capexil.org