



CAPEXIL'S TRADE OUTLOOK - THIRD EDITION

Overview of the Natural Stone Industry

Ease of Doing Business with Mexico

Recent Events

CAPEXIL welcomes new Members;
enrolled during May-June 2018



CONTENTS :

SL. NO.	PARTICULARS	PAGE
1	OVERVIEW OF THE NATURAL STONE INDUSTRY	3-7
2	EASE OF DOING BUSINESS WITH MEXICO	8-27
3	LIST OF NEW MEMBERS ENROLLED WITH CAPEXIL DURING MAY-JUNE 2018	27-33
4	PHOTOGRAPHS OF THE RECENT EVENTS	34-35
5	DETAILS OF THE INDIA RUBBER MEET	36

OVERVIEW OF THE NATURAL STONE INDUSTRY

India is a major exporter of natural stone, which is the second largest foreign exchange earner for India besides iron ore in minerals category.

India is a country which is endowed with high quality natural stones like granite, marble, sandstone, slate and quartzite etc that are widespread in every corner of the nation. India has more than 11% share in total world export trade. India share is more than 27% of the total stones produced throughout the world. India is one of the largest dimensional block producers. Indian monuments & memorials are supplied to more than 30 countries. Presently Stone industry is recognized as one of the fastest growing mineral industry in boosting the Indian economy.

Dimensional Stone Industry employs a huge number (2.5 million) of skilled and unskilled workers but the sector may potentially provide 6.42 million of direct job opportunity by 2021-22 (around 11 million jobs by 2025-26).

During the last two decades China & India grew as leading producers; Italy relegated from the leadership spot while India grew two folds grabbing the 4th position in terms of market share and may potentially lead the board.

With the increasing demand for natural stone in construction and architecture throughout the world, it is necessary to scientifically develop with advanced technology and implement progressive methods in the Stone Industry.



India has been known for decades for its stone industry and it is one of the biggest exporters of natural stone in the world. There is something about natural stones, particularly Indian natural stones that turn them so attractive before all the natural stone lovers across the world. It is this fascination to have them that bring out such a fabulous business opportunity. Indian natural stones exporters are doing a fine job by trying to tap that market. India is a major exporter of natural stone and granite, which is the second largest foreign exchange earner for India besides iron ore in minerals category.



The demand for natural stones can have a number of reasons. Apart from the aesthetic beauty associated with them, there are some specific qualities that make them all the more useful. For example, sandstone and granite are used widely for their comprehensive strength. Some other qualities of granite like durability give it preference in architectural ornamental works. Same way marble is an effective corrosion and germs repellent. In the same way, limestone, quartzite and mosaic have their own specific qualities which turn them as the preferred choice of clients.

Monuments are predominately made up of granite and the entire monument industry is based in Southern India. The majority of factories are in Tamil Nadu. The main markets are the EU (which

includes UK, Germany and France), USA, Canada, Australia, New Zealand, Japan and Korea, which used to be the main buyers in the late eighties and in early nineties, China took over the market completely. Incidentally, China has emerged as the largest player in stone industry surpassing even Italy from the first position.

With the threat to the Indian industry by China and few other East European countries, like Poland, Romania, Hungary and South Africa and the latest Vietnam. Some of the most widely exported products by natural stone suppliers are granite slabs, quartzite random slabs, slate tiles, mosaic tiles, marble sandstone slabs, etc. It takes varied skill sets to bring out these products. In this context, natural stone supply is a team work.


There are a number of suppliers fulfilling the demands of Indian natural stones. Basically, it involves a few precisely cut steps that include quarrying of the stones from the mines, processing of the stones in the plants, marketing of the finished products and then the last step of supplying the stones. It is the three-layered process which encompasses all the business activities of Indian natural stones. However, all these activities are based over a common chord which is the high demand of these stones.

TYPES OF NATURAL STONES:

GRANITE: Granite is a naturally occurring rock. Granite has a medium to coarse grained structure. Owing to their mineralogy and chemical composition the color of the Indian Granite may vary from being pink to being gray. Chemically speaking granite is an igneous rock with at least 20% quartz in it. Granite forms major continental crust of the earth. Granite is a kind of igneous rock and is formed from magma emitted during a volcanic eruption.

MARBLE: Marble is the most elegant stones in its own right. The word 'marble' triggers awe and demands respect for its royalty. No wonder 'Taj Mahal' that was constructed in pure marble has kept the world under its spell for many epochs now. No wonder you want a house or an office brandishing its beauty and glory in marble. In India, marble stone is held in high esteem and symbolizes the aesthetic grandeur of any construction. Besides reflecting the royalty of the household decorated in marble, the stone also demonstrates the rich tradition which India is steeped in since ages and epochs.

SAND STONE: Sandstone is the classic stone of the sedimentary rock family. If you want to give a retro look to your kitchens, offices, homes or any other interior/exterior you can surely go for sandstone. The Indian sandstone tile gives a castle like environment around or something like the woods which would trigger your nostalgia. Sandstone primary comprises sand-sized minerals or rock grains. The primary components of sandstone are quartz and feldspar and these are the primary components of the earth's crust too. Although sandstone is obtained in any color the most popular colors in which the stone is available are tan, white, K. black, brown, yellow, red, gray and Bansi Pink.



LIMESTONE: Limestone is a sedimentary rock and is mainly made of calcite and aragonite, which are nothing but Calcium carbonate crystals. Limestone comprises approximately 10% of the total

sedimentary rock population. Limestone stone tile is a highly water soluble sedimentary rock. Like any other sedimentary rock, limestone has grains too. But the grains found in limestone are of a different nature. They are the fossils of ancient marine animals.

India is a leading exporter of natural stone and ranks third in terms of tonnage, after Italy and China. Rajasthan is a leading exporter of natural stone and has earned Rs2,324 million (\$54million) in 2000-20018. Rajasthan's sandstone conforms to the highest international standards and has been used in well-known buildings all over the world.

The surge in exports in the last two decades has led to increasing numbers of sandstone quarrying and processing units in Rajasthan. The total quantity of sandstone exported from Rajasthan in 2003-2004 was 354,298 tons. Rajasthan's earnings amounted to around Rs. 1,994.13 million (\$46.37 million). Sandstone exported from Rajasthan to the Netherlands alone has increased from Rs24.65 million (\$0.57 million) in 1999-2000 to Rs101.17 million (\$2.35 million).

India will grow economically in future and it will be one of the Asia's giants. Granite is often used as building material in India for example in interior decoration and monuments. The economic growth in India has resulted growth in construction field and many investments are made in high volume projects.

Chinese markets have been growing each year and many surveys predict that markets will become matured in some point and then there should be other countries to replace and take that role. Companies that have several countries they export to are dividing the risk and bearing loses in some market area.

According to natural stone industry in India-Together with China and Italy, India was one of the most important producers and leading exporter (in terms of tonnage) of natural stone worldwide over the past decades. On an average over ten percent of the natural stone traded on the world market comes from India. The annual export growth rate has been around 10 to 15 percent over the last decade, although in the past years the export role of India has stagnated somewhat due to the rise of China. However, the trend over the past decade has been one of mechanization and modernization.

The active participation of companies and trade organizations in the working group is of the utmost importance and is very much welcomed. According to NIIR project consultancy services-India has one of the largest reserves of granite in the world so after this recession period over the industry will again regain its demand .This is the best time for an entrepreneur to venture. The Industry has been demanding the Central government to place the granite industry, which is largely located in South India, under the Open General License (OGL) list to facilitate smooth export and re-export granite. As for marble imports, the government issues licenses which has benefited only one State – Rajasthan, thus creating market imbalance in the country.

China imports natural stones from several countries, including India and re-exports them in the international market at prices which the Indian stone industry cannot compete with. Chinese companies have the advantage of a liberal policy and are able to lead the market. The government there gives several incentives, the companies are in a position to import stone into the country, and re-export after value-addition. In India, import of granite is not allowed. India leads in production of natural stones with 35,342 million tonnes (27.91 per cent share), followed by China (31,000 million tonnes - 23.48 per cent), but India lags behind when it comes to exports. China exported 16 million tonnes of stone valued at \$3.04 billion in 2010 as against India's export figures of about \$600 million.

If the government is progressive, the industry will grow manifold and we can take on China easily. The fair organized by the All India Granites and Stone Association (AIGSA) reflects the amount of business that it generates at successive fairs. In 1987, when the first Stona was held, export of granite from India was about Rs 50 crore. In 2010, exports had touched over Rs 6,000 crore and the fair has been a major facilitator of such growth. There are strong delegations from the US, Italy, Turkey, Spain, Portugal, Egypt, Greece, Lebanon, China and Pakistan.

The natural stones industry, besides seeking Government support and simpler taxation norms, must also introspect within and look for ways to standardize itself. In certain categories, China gives better prices to buyers; India has to give better price. But we are under-pricing unique high-quality materials. Our industry in 2010- 11 grew 6.07 per cent, the year before it was just 0.42 per cent growth. Our exports could have been higher had we maintained the right prices. The global economy is looking at BRIC countries and Asia for growth. The rupee is also weaker today. The industry must capitalize on these.

Status of the Industry:

1. India has the second largest deposit of Natural Stones in the world with 15% of the world Natural Stone reserves which is about 46.23 billion cubic meters.
2. India is the largest producer of dimensional granite blocks (about 35 Million tonnes) major producing states are Andhra Pradesh, Telangana, Rajasthan, Karnataka, Tamilnadu, Uttar Pradesh, Odisha, Madhya Pradesh, Gujarat etc.
3. India stands in 4th position in the Natural Stone trade in the world. The total No. of people employed in the Natural Stone trade in the India is about 1.5 million.
4. Indian exports have crossed \$2.2 Billions (14,000 Crores) in 2016.
5. India has adopted the latest technology in quarrying sector for cutting, drilling & handling, which has lead to improved production, less environmental damage and safe quarrying.
6. The latest technology of wire saw cutting and circular saw cutting has lead to zero blasting, thereby leading to safe working environment with less pollution.
7. The Indian quarrying sector pays the highest royalty in the world i.e., we pay about 15% on invoice value, where as the world average royalty is 3%.
8. Over and above, we now contribute about 30% on royalty towards DMF (district Mineral Fund) which is utilised for infrastructure development and for providing basic facilities like education, health, drinking water, sanitation, roads etc in the particular district where the quarrying takes place. Thereby improving the quality of life for local people living in the quarrying areas.
Apart from the above, the members of FIGSI have undertaken several social works like building, hospitals, community centres, play grounds, schoolrooms, toilets, maintenance of roads, drinking water facilities etc, on their own for past several years.
9. Environmental protection is now mandatory for every quarrying activity since we have to obtain an Environmental clearance certificate and have to strictly follow the conditions laid down in the E/C.

10. The processing sector has developed very well in the last 10 years. The processing units have been set up in almost all the districts where quarrying activities takes place, since it is easy to procure the raw material.
11. Today, India is exporting more than 70% of the stone products in value added form to more than 80 countries all over the world.
12. Since the closure of most of the quarries in Tamilnadu and Karnataka due to the State Government policy decisions, the processing units are importing marble under OGL and EOU'S are importing both marble and granite blocks to overcome the shortage of supplies

Policy Support from the Government:-

1. Long term quarry lease ranging from 30-50 years with guaranteed renewals.
2. Royalties to be reduced to match with global rates.
3. Grant of quarry leases in a time bound manner within 90-120 days.
4. Import of granite blocks to be brought under OGL. (open general licence)
5. Reduce GST to 5% on blocks & 12% on slabs & Tiles.

Challenges:-

1. Competition from other countries like China, Turkey, Brazil, Iran etc.
2. Competition from other similar products like quartz, ceramic, porcelain, glass etc.

Future Outlook:-

1. With policy support, the industry can grow 10-15% annually.
2. Increase exports by 15-20%.
3. Investment can go up to Rs 1 lakh crores from Present Rs 50,000 crores
4. Provide employment to additional 15 lakh people.
5. Over a period of time natural stone will prove that they are permanent compared to other competitive products.

Ease of Doing Business with Mexico



Economy

Demographic Profile

Trade Statistics

Bilateral Trade Relation

Visa Regulations

Content

- ✚ Demographic Profile
- ✚ Economic Indicators
- ✚ Time Zone
- ✚ Connectivity
- ✚ Climate
- ✚ Overview of the economy of Mexico
- ✚ India to Mexico Business Visa Information
- ✚ Doing Business with Mexico
 - India-Mexico Bilateral Economy and Commercial Relations
 - India's main components of export to Mexico
 - Main components of Mexico's export to India
 - Potential Areas for Bilateral Trade
 - Investments and Joint Ventures
 - Mexico-Market Entry Strategies
- ✚ Mexico- Trade Statistics
 - Total Trade
 - Mexico's top 15 Export Import Partners
 - Top 10 Import Goods
- ✚ Why Mexico: Mexico-India Bilateral Trade Relation with respect to CAPEXIL's Product Panels
- ✚ B2B event – Buyer Seller Meets with business networking sessions, importers' outreach programs cum trade delegation to Brazil & Mexico under MAI scheme & make in India initiative of Govt. Of India during 03rd to 08th December, 2018
- ✚ Bibliography



Preface

The United Mexican States, commonly known as Mexico, is a federal republic in North America. It borders to the north with the United States; to the south and west with the Pacific Ocean; to the southeast with Guatemala, Belize, and the Caribbean Sea; and to the east with the Gulf of Mexico. Mexico is the fifth-largest country in the Americas and the 14th largest in the world. It is the 11th most populated country and the largest Spanish speaking country. Mexico is a federation comprising thirty-one states and a Federal District, the capital city. Mexico City is the capital of Mexico.

Demographic Profile



Population: 124,574,795 (July 2017 est.)

Languages: Spanish only 92.7%, Spanish and indigenous languages 5.7%, indigenous only 0.8%, unspecified 0.8%
 Note: indigenous languages include various Mayan, Nahuatl, and other regional languages

Age structure: 0-14 years: 26.93% (male 17,155,689/female 16,390,913)
 15-24 years: 17.54% (male 11,065,927/female 10,778,382)
 25-54 years: 40.81% (male 24,550,848/female 26,282,836)
 55-64 years: 7.64% (male 4,362,868/female 5,160,514)
 65 years and over: 7.09% (male 3,949,823/female 4,876,995) (2017)

Literacy: total population: 94.5%
 Male: 95.5%
 Female: 93.5% (2015)

Major Cities: Guadalajara; Monterrey; Puebla; Toluca de Lerdo; Tijuana

Economic Indicators

Currency: Mexican Peso **GDP:** \$221,230 million (2017)

GDP per capita: \$2,037 million (2017)

Exports: \$359.3 **Imports:** \$372.8 billion (2016)

Top 10 Import Commodities: Electrical machinery, equipment, Machinery including computers, Vehicles, Mineral fuels including oil, Plastics, plastic articles, Optical, technical, medical apparatus, **Articles of iron** or steel, Iron, steel, Organic chemicals, **Rubber, Rubber articles**

Top 15 Export/Import partners: US, Canada, China, Germany, Japan, Spain, UK, Colombia, Brazil, South Korea, **India**, France, Chile, Guatemala, Netherlands



Time zone

Mexico has four time zones. They are: First- The Eastern Standard Time Zone which covers Quintana Roo (-5:00 GMT); Second- (Subtract one hour from the EST), this includes all of the country except the first, third and fourth zones (-6:00 GMT); Third- (subtract two hours from the EST), this includes the states of Baja California Sur, Sinaloa, Sonora, Chihuahua and Nayarit (-7:00 GMT); and the Fourth (subtract three hours from the EST), this includes the states of Baja California (-8:00 GMT)

Climate

The Climate in Mexico varies according to its topography. Along the coast (on both sides of the country) it is hot and humid, unbearably so in the summer. Inland communities at higher elevations such as Guadalajara (5200 ft above sea level) and in particular close-by Lake Chapala, are much dryer and more temperate.

Connectivity

- **Major Airports:** Mexico City International Airport, Cancun International Airport, Guadalajara International Airport, General Mariano Escobedo International Airport, General Mariano Escobedo International Airport, Los Cabos International Airport, Lic. Gustavo Diaz Ordaz International Airport, Lic. Adolfo Lopez Mateos International Airport, Manuel Crescencio Rejon International Airport, Hermosillo International Airport
- **Flight connectivity from India:** There are no direct flights from India to Mexico, but connecting airlines are available on regular basis via International airlines such as Air France, Lufthansa, United Flights, Air Canada, KLM Flights etc.
- **Major Sea Ports:** Lazaro Cardenas, Manzanillo, Veracruz, Altamira, Isla de Cedros, Punta Venado etc.

Overview of the Economy of Mexico

Mexico has a mixed economy, which means that it is made up of both privately-owned and state-owned companies. The government also regulates economic activity. Development is occurring at a rapid rate and private investments and businesses have also been increasing. Currently, the economy of Mexico is the 15th largest in the world.

In 2016, its nominal gross domestic product (GDP) was \$1.1 trillion and GDP per capita was \$8,700. Between 2001 and 2008, the economy grew at a small but steady pace. The global economic crisis of 2008 resulted in a GDP decline of more than 6%. Mexico has a workforce of 53 million and an

unemployment rate of 6.5%. Of these employed individuals, 61.9% work in the services industry. This is followed by industry (24.1%) and agriculture (13.4%).

- **Leading Industries of Mexico:**

The leading industry of Mexico is the services sector, which contributes 59.8% of the GDP. The industry sector contributes 36.6%, followed by agriculture with 3.6%. The leading industry products include: tobacco, **chemicals**, electronics, **iron and steel**, aerospace, textiles, **mining**, and petroleum.

India to Mexico Business Visa Information

Below is the exhaustive list of documents required for Business visa to Mexico:

- Online visa Application form
- Photos
- Original Passport valid till 6 months
- Covering letter
- Return Ticket
- Credit card copy
- visiting card
- Original personal Bank statements bank last 6 months Seal & Sign by bank (Please note that applicant name in the bank statements should be the same as in his passport)
- IT paper last 3 years personal
- Salary slip last 3 months
- Chamber of Commerce letter
- Invitation in Spanish language to be faxed directly to the Embassy by the party in Mexico
- Name & Finger print of both the index finger and down that write left hand finger right hand finger on a white A4 Sheet
- Passport 1st & last page copy

Note - Applicant need to attend personal Interview at embassy upon appointment.

Doing business with Mexico

Mexico is among the world's 15 largest economies and is the second largest economy in Latin America. Domestic demand is the main driver of Mexican growth, supported by credit expansion and an increase in remittances from expatriate workers.

- **Business environment ranking:**

The business rankings model measures the quality or attractiveness of the business environment in the 82 countries covered by The Economist Intelligence Unit's Country Forecast reports. It examines ten separate criteria or categories, covering the political environment, the macroeconomic environment, market opportunities, policy towards free enterprise and competition, policy towards foreign investment, foreign trade and exchange controls, taxes, financing, the labour market and infrastructure.

Score: 6.91

World Rank: 32/82

India-Mexico Bilateral Economic and Commercial Relations

India –Mexico Bilateral trade is growing rapidly in recent years. It touched US\$6.45 b (Mexican figures) in 2014. In the first 09 months of 2015 the total bilateral trade reached at \$4.6b. Mexico’s imports from India grew at 29.93% in 2014, while in the first nine months of 2015 it jumped to almost 3.1 billion, a 12.18% increase from the same period of the last year, with a well-diversified basket, comprising, inter alia, chemicals & petrochemicals, engineering goods, automobiles & auto parts, pharmaceuticals, diamonds, textiles & garments, and gasoline. Crude oil is still the major Mexican export to India, besides fertilizers, iron & steel and engineering goods. The areas assessed to have maximum growth potential are **mining** (projects in Mexico), food processing and **infrastructure** (projects in India), automobiles & auto parts, textiles & garments, software and IT, pharmaceuticals, engineering, renewable energy, and biotechnology.

Indian investments in Mexico are estimated at several hundred million dollars, and Mexico too is now in a catching-up phase. Most major Indian IT companies, several pharmaceutical companies, and engineering companies in tyres, packaging, and electrical equipment have a growing Indian presence in Mexico, **whereas Mexican investments in India are in multiplexes, housing & infrastructure, auto parts, cement, and food processing.**



Total Export (Values in USD Million)

2015-16	262,290.13
2016-17	275,851.71

A positive growth rate of 5.17% has been observed in comparison to the total export from India to Mexico in 2015-16 to that of 2016-17

Total Trade (Values in USD Million)

2015-16	643,296.75
2016-17	660,207.28

A positive growth rate of 2.63% has been observed in comparison to the total trade took place in 2015-16 to that of 2016-17

- **India’s main components of export to Mexico:**

(A) Engineering goods, (B) chemicals and pharmaceuticals, (C) gems & jewellery, (D) textiles, (E) agriculture products.

- **Main components of Mexico's export to India:**

(A) Crude oil (B) fertilizers (C) iron & steel (D) electrical and mechanical equipments, (E) photographic products, (F) auto parts.

- **Potential Areas for Bilateral Trade:**

(A) Software and IT (B) pharmaceuticals, (C) chemicals, (D) engineering goods, (E) renewable energy, (F) biotechnology, (G) auto parts, (H) minerals.

- **Investments and Joint Ventures**

Investments from India in Mexico are estimated significantly above US\$ 1 billion. Most of the leading Indian companies in IT/software (TCS, Infosys, Wipro, NIIT, Birla Soft, HCL, Aptech, Hexaware, Patni, Tech Mahindra etc.) and pharmaceutical (Claris Life Sciences, Wockhardt, Sun Pharma, Dr. Reddy's Laboratories, Torrent Pharmaceuticals, Lupin Pharma, Zydus Pharma etc.) sector have set up joint ventures in Mexico taking advantage of its strategic location, large market and investment friendly policies. In 2008, JK Tyres of India bought Mexican tyre company Tornel. Leading Mexican companies like Homex, Cinopolis Cemex and Mexichem have likewise invested in India in recent times. Major investments in the steel and mining sector have also been made by the Arcelor Mittal Group.

- **Mexico-Market Entry Strategies**

- It is crucial to develop and maintain close relationships with clients and partners. Mexicans prefer direct communication such as telephone calls or face-to-face meetings, especially in the initial stages of establishing a rapport. Email, however, is widely used and social media apps such as WhatsApp are very popular for quick interactions.
- Mexican consumers can be quite sophisticated. Due to a large part to the proximity to the United States, popular U.S. brands are widely recognized in Mexico.
- Mexican people observe long holiday periods during Easter and Christmas, which runs from "Our Lady of Guadalupe Day" on December 12 to "Three Kings Day" on January 6. Most government (federal, state and local) offices are close during this period is commonly known as "Guadalupe Reyes". Preferably no initiative to promote new business should be taken during this tenure.

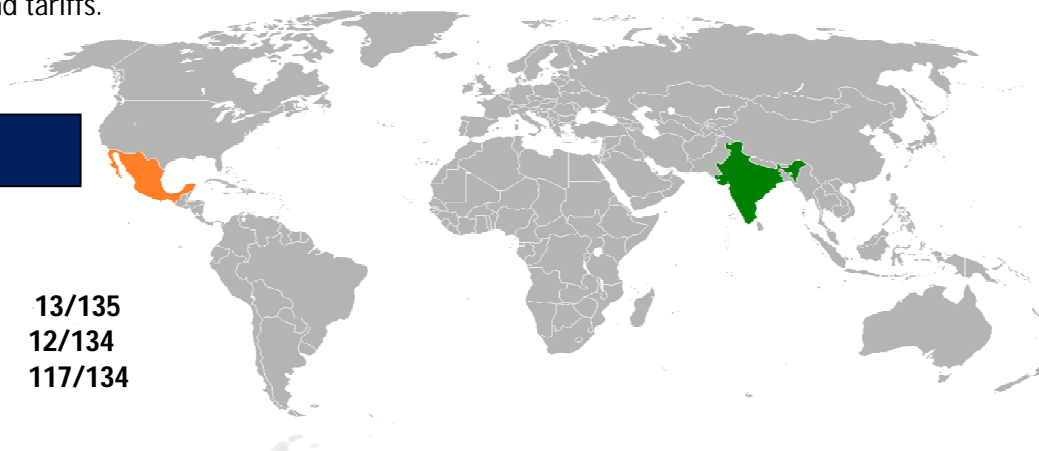
- **Mexico's first Free Trade Zone**

Mexico's first foreign trade zone is located in an industrial park located in the city of San Luis Potosí (with the state of the same name). It was established as part of a company's (Grupo Empresarial Logistik) industrial park, also locally referred to as the company's "integrated logistics centre."

The centre consists of about 1,300 acres located near a railroad line and the main trade highway that runs north and south on the eastern side of Mexico between Mexico City and Nuevo Laredo (across from Laredo, Texas). Since it is a multi-modal terminal, cargo can be switched between truck and rail containers.

The Mexican foreign trade zone reportedly permits raw materials and components to enter Mexico duty-free for manufacturing, assembly and other services.

The key benefit under Mexico's new foreign trade zone law is that when finished merchandise is ready to leave the zone, taxes are paid only if the merchandise is to be released into the marketplace of Mexico. The merchandise bound for the United States or other foreign markets can leave Mexico free of duties and tariffs.



Mexico: Trade Statistics

Trade Statistics

Export Rank: 13/135
 Importer Rank: 12/134
 Trade Balance Rank: 117/134

Total Trade:

Total Exports (2016)	\$373,892,536,570
Total Imports (2016)	\$387,064,351,348
Trade Balance (2016)	\$13,171,814,778
Exports of goods and services (% of GDP) (2016)	38.16%
Imports of goods and services (% of GDP) (2016)	39.99%

Mexico's top 15 Export Import Partners (Values in USD Million)

Partner	Export (\$)	Import (\$)
United States	\$302,862,760,778	\$179,909,107,642
Canada	\$10,432,270,351	\$9,631,525,619
China	\$5,411,313,446	\$69,520,668,449
Germany	\$3,949,449,430	\$13,877,975,512
Japan	\$3,778,853,835	\$17,751,107,391
Spain	\$3,267,583,278	\$4,455,983,245
United Kingdom	\$3,231,644,619	\$2,128,187,742
Colombia	\$3,066,508,052	\$1,097,876,149
Brazil	\$3,055,927,839	\$4,732,838,489

South Korea	\$2,507,144,246	\$13,612,210,525
India	\$2,120,193,596	\$4,285,924,265
France	\$2,022,097,515	\$3,734,697,381
Chile	\$1,745,009,291	\$1,335,449,054
Guatemala	\$1,713,882,444	\$487,813,689
Netherlands	\$1,636,099,603	\$2,025,217,196

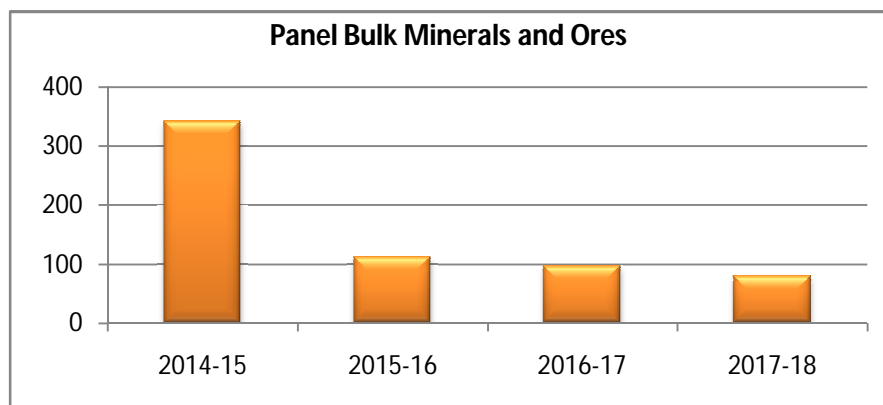
Top 10 Import Goods

HS Code	Import USD\$
(85) Electrical Machinery	\$84,242,970,502
(84) Industrial Machinery	\$67,082,217,529
(87) Motor Vehicles & Parts	\$37,242,817,965
(27) Oil & Mineral Fuels	\$25,087,010,896
(39) Plastics	\$22,144,290,071
(90) Precision Instruments	\$14,471,029,246
(99) Items nes	\$12,725,081,649
(73) Iron & Steel Articles	\$8,733,909,812
(72) Iron & Steel	\$8,613,250,491
(29) Organic Chemicals	\$7,346,852,584

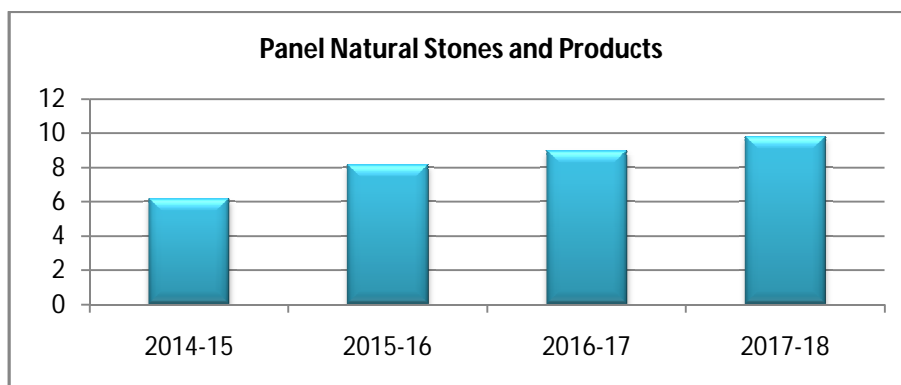
Why Mexico

Mexico-India Bilateral Trade Relation with respect to CAPEXIL's Product Panels:
Item wise Export Review (Values in USD Million)

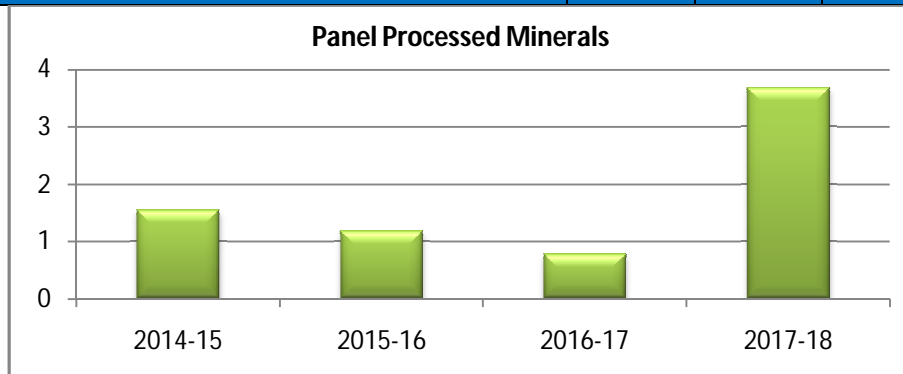
Panel	Commodity	2014-15	2015-16	2016-17	2017-18
Panel Bulk Minerals and Ores	Aluminium ingot	342.04	112.18	96.86	79.51
	Bauxite other than calcined	0	0	0	0
	Chrome ores	0	0	0	0
	Coal	0	0	0	0.14
	Copper ores	0	0	0	0
	Gold and silver ore	0	0	0	0
	Iron ores	0	0	0	0
	Manganese ores	0	0	0	0
	Ores n.e.s	0.13	0.12	0.01	0.03
	Salt	0	0	0	0
	Zinc ores	0	0	0	0
Total		342.17	112.3	96.87	79.68



Panel	Commodity	2014-15	2015-16	2016-17	2017-18
Panel Natural Stones and Products	Granite and Products	4.51	6.18	7.45	8.08
	Marble and Products	0.21	0.38	0.04	0.01
	Other stones & products	0.82	1.14	1.02	1.27
	Slate stone	0.66	0.47	0.48	0.46
Total		6.2	8.17	8.99	9.82

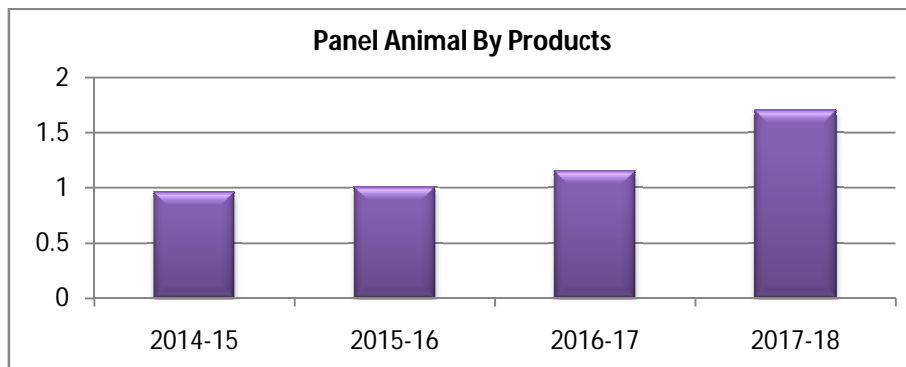


Panel	Commodity	2014-15	2015-16	2016-17	2017-18
Panel Processed Minerals	Bleaching Earth	0	0	0	0
	Aluminium hydrate	0.32	0.35	0.27	0.36
	Ball Clay	0	0	0	0
	Barytes	0	0	0	2.86
	Bentonite	0	0	0	0.01
	Calcined alumina (including other aluminum oxide)	1.01	0.53	0.13	0.06
	Calcined Bauxite	0	0	0	0.09
	Calcined Magnesite	0	0	0	0
	Dolomite	0	0	0	0
	Feldspar	0.06	0.06	0.02	0.02
	Garnet	0	0.07	0.05	0.02
	Ilmenite	0	0.03	0.02	0
	Iron oxide	0.01	0.03	0.15	0.21
	Kaolin	0.01	0.02	0.04	0.01
	Kyanite	0	0	0	0
	Manganese dioxide	0	0	0	0
	Natural Graphite	0	0	0	0
	Processed Minerals n.e.s	0	0	0	0
	Quartz	0.1	0.05	0.05	0.01
	Silica Sand	0	0	0	0
	Siliceous fossil meals	0	0	0	0
Sillimanite	0	0	0	0	
Steatite	0.03	0.04	0.04	0.03	
Wollastonite	0	0	0	0	
Total		1.54	1.18	0.77	3.68

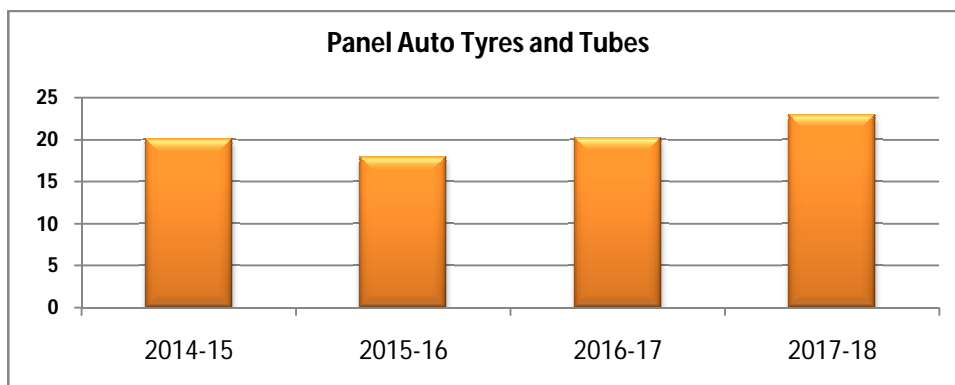


Panel	Commodity	2014-15	2015-16	2016-17	2017-18
Panel Animal By Products	Animal blood prepared for therapeutic, prophylactic or diagnostic uses	0	0	0	0
	Animal Feed	0.22	0.26	0.33	0.22
	Animal Glue	0.55	0.6	0.68	1.28
	Animal substance for therapeutic uses	0	0	0	0
	Bone grist	0	0	0	0

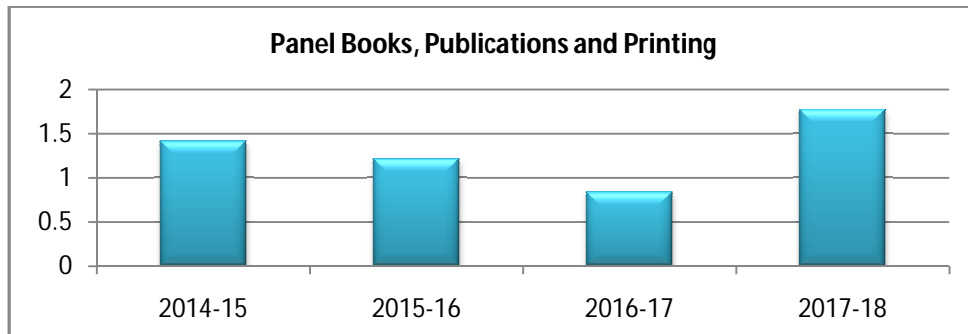
Bone/horn (whole or part) buttons/blanks/plates/articles thereof, shark bones	0.06	0.04	0.06	0.08
Crushed & degreased bones incl. bone chips	0	0	0	0
Dog or cat food put up for retail sale	0	0	0	0
Enzyme; Prepared enzymes	0	0	0	0
Hemoglobin blood globulins & serum globulins	0	0	0	0
Hides and skins of Bovine & Equine	0	0	0	0
Horn meal and hoof meal	0	0	0	0
Meat and bone meal	0	0	0	0
Meat extracts	0	0	0	0
Other articles of leather, composite leather	0.13	0.11	0.08	0.12
Others (other than bones, horn cores, ossein etc)	0	0	0	0
Pigs, Hogs/Boars Bristles And Hair	0	0	0	0
Total	0.96	1.01	1.15	1.7



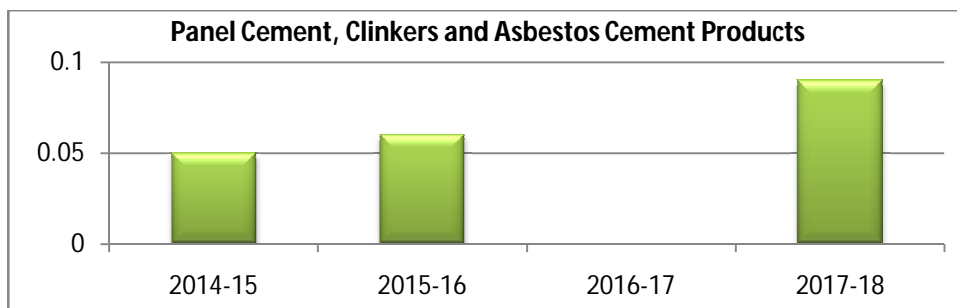
Panel	Commodity	2014-15	2015-16	2016-17	2017-18
Panel Auto Tyres and Tubes	Auto Tubes	0.05	0.2	0.33	0.07
	Auto Tyres	19.45	17.3	19.6	22.55
	Tyre Flaps	0.65	0.49	0.37	0.43
Total		20.15	17.99	20.3	23.05



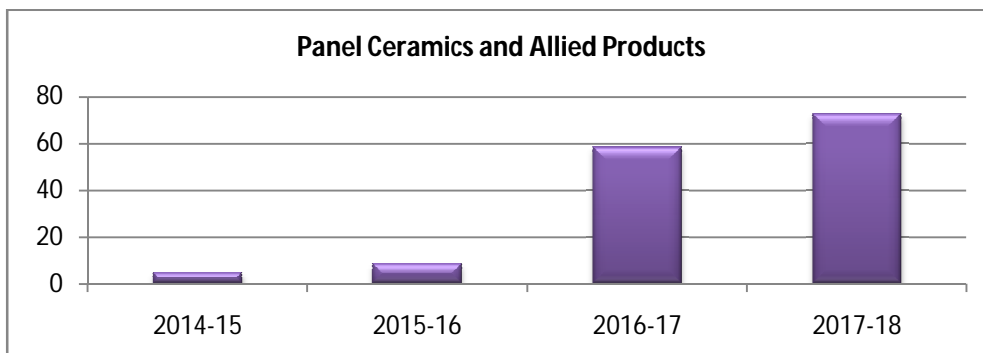
Panel	Commodity	2014-15	2015-16	2016-17	2017-18
Panel Books, Publications and Printing	Books & pamphlets	0.58	0.65	0.66	1.11
	Newspapers, journals & periodicals	0.04	0	0	0
	Picture postcards/greeting cards etc.	0	0	0	0.05
	Printed materials	0.8	0.57	0.18	0.62
Total		1.42	1.22	0.84	1.78



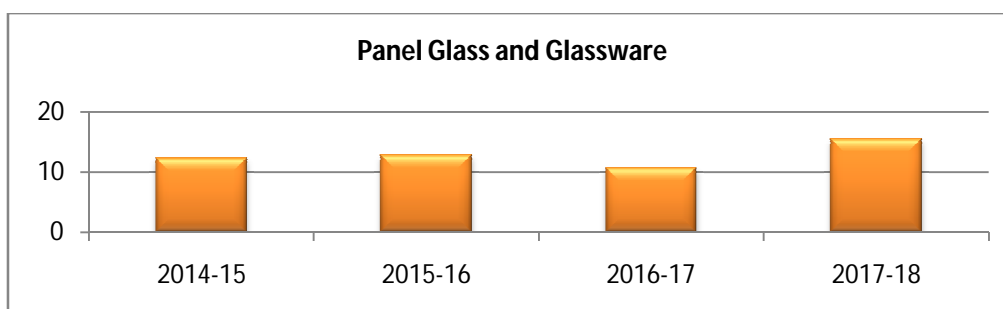
Panel	Commodity	2014-15	2015-16	2016-17	2017-18
Panel Cement, Clinkers and Asbestos Cement Products	Asbestos cement products	0.01	0.05	0	0.08
	Cement	0.04	0.01	0	0.01
	Clinkers	0	0	0	0
Total		0.05	0.06	0	0.09



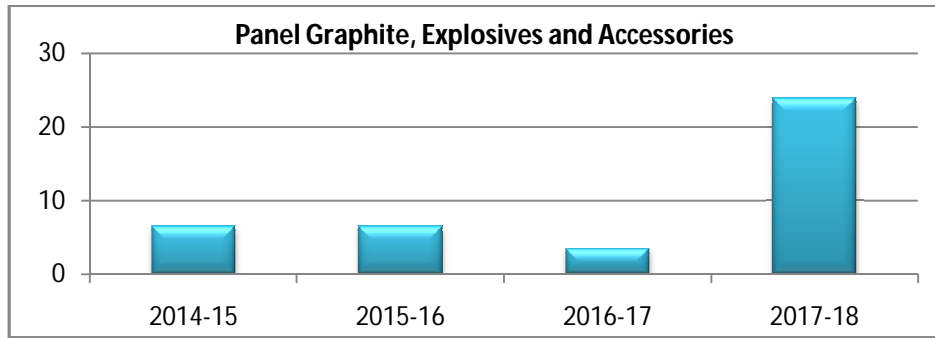
Panel	Commodity	2014-15	2015-16	2016-17	2017-18
Panel Ceramics and Allied Products	Asbestos jointing	0.3	0.12	0.07	0.12
	Ceramic products n.e.s	0.08	0.04	0.03	0.14
	Ceramic tiles	0.02	0.22	47.97	65.99
	Emery	0.07	0	0	0
	Insulators	0.56	1.26	1.55	2
	Other asbestos products	0	0	0	0.13
	Refractory bricks	1.81	4.57	5.5	1.24
	Refractory materials	1.73	2.34	3.22	2.81
	Roofing tiles	0	0	0	0
	Sanitary ware	0	0	0	0
	Tableware/kitchenware/pottery ware	0.03	0	0.03	0.12
Total		4.6	8.55	58.37	72.55



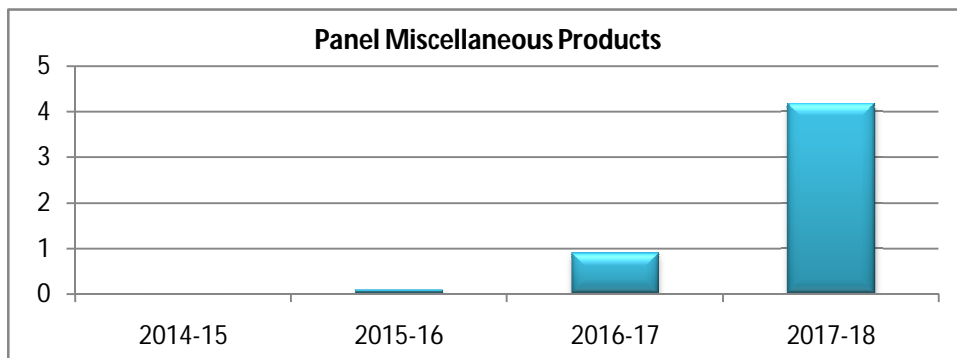
Panel	Commodity	2014-15	2015-16	2016-17	2017-18
Panel Glass and Glassware	Clinical thermometer	0	0	0	0
	Electrical insulator of glass	0	0	0	0
	Fiber glass	0.01	0	0	0.01
	Figured & wired glass	0	0	0	0
	Float glass	1.03	1.07	1.06	1.45
	Glass and glassware n.e.s	1	0.72	1.09	0.64
	Glass bangles	0	0	0	0
	Glass beads and false pearls	0.01	0	0	0.05
	Glass lamp wares	0.02	0.02	0	0
	Glass mirrors	0.32	0.21	0.43	0.32
	Glass phials/bottles	9.67	10.39	7.52	12.37
	Ophthalmic blanks & lenses	0	0.05	0	0
	Safety glass	0.06	0.08	0.34	0.5
	Scientific glassware	0.16	0.23	0.18	0.1
	Sheet glass	0	0	0	0
	Signaling glassware	0	0	0	0
	Table/kitchenware of glass	0.01	0.02	0.05	0.03
Vacuum flasks	0	0	0	0.01	
Total		12.29	12.79	10.67	15.48



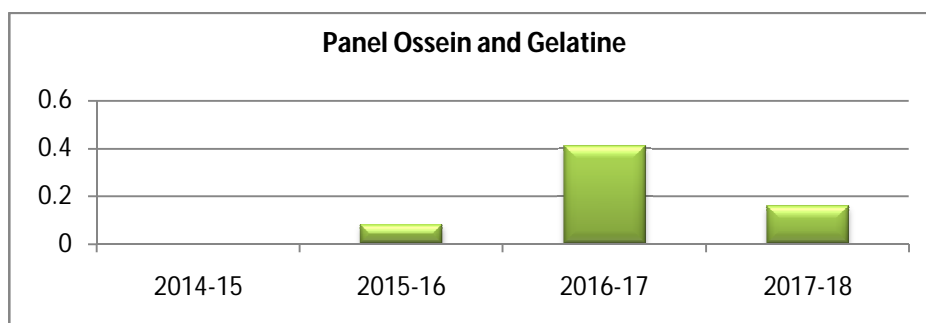
Panel	Commodity	2014-15	2015-16	2016-17	2017-18
Panel Graphite, Explosives and Accessories	Detonator/detonating fuse/safety fuse etc	0	0	0	0
	Graphite electrodes	6.42	6.37	3.38	23.75
	Graphite fines	0.07	0.1	0.07	0.1
	Graphite products nes	0	0	0	0
Total		6.49	6.47	3.45	23.85



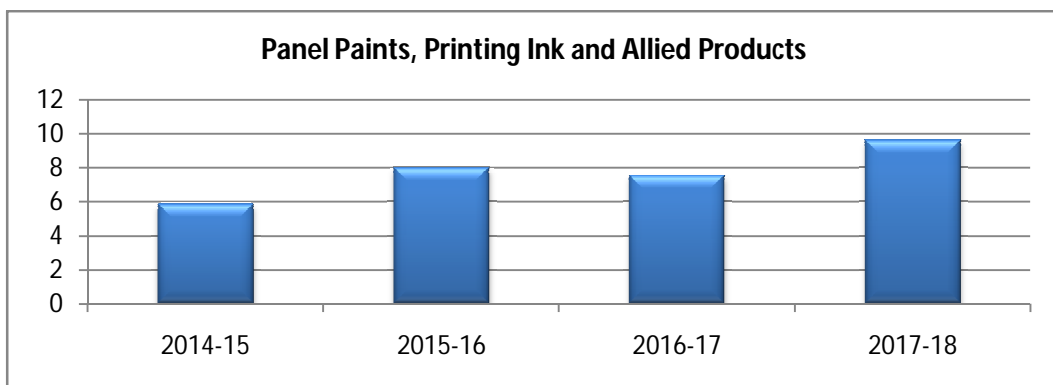
Panel	Commodity	2014-15	2015-16	2016-17	2017-18
Panel Miscellaneous Products	Activated carbon	0	0	0.15	0.88
	Coconut shell charcoal			0.67	0.82
	Cutch extracts	0	0	0	0
	Fireworks	0	0	0	0
	Gambier extracts	0	0	0	0
	Myrobalan extract	0	0	0	0
	Other dyeing & tanning extracts	0.01	0	0	1.69
	Safety matches	0	0.07	0.07	0.74
	Superphosphates and Other fertilizers	0	0	0	0.06
	Urea	0	0	0	0
Total		0.01	0.07	0.89	4.19



Panel	Commodity	2014-15	2015-16	2016-17	2017-18
Panel Ossein and Gelatine	Gelatine	0	0.08	0.41	0.16
	Ossein	0	0	0	0
	Peptones	0	0	0	0
Total		0	0.08	0.41	0.16

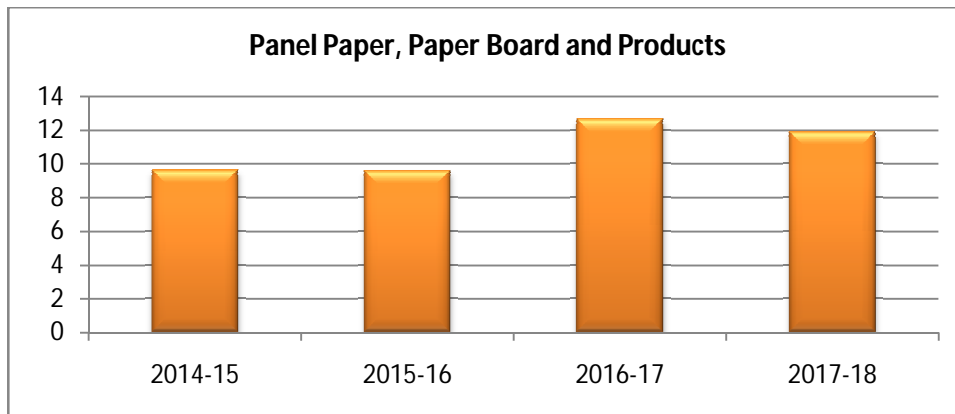


Panel	Commodity	2014-15	2015-16	2016-17	2017-18
Panel Paints, Printing Ink and Allied Products	Aluminum paste and powder	0.85	0.84	1.08	1.18
	Chlorinated rubber	0	0	0	0
	Chrome pigments	0	0.1	0.21	0.47
	Glues	0.01	0	0.03	0.02
	Gum and other rosin	0	0	0	0
	Lead pigments	0	0	0	0
	Linseed oil	0	0	0	0
	Metal polish	0	0	0	0
	Other inks	0.06	0.11	0.2	0.27
	Other polish	0	0	0	0
	Paints varnishes & allied products	0.08	0.18	0.18	0.04
	Pigments and colouring materials	3.35	5.59	4.48	5.73
	Printing ink	0.42	0.39	0.51	1.11
	Shoe polish	0	0	0	0
	Spirit of turpentine	0	0	0	0
	Synthetic enamel	0	0	0	0
	Synthetic resin	0.86	0.71	0.7	0.72
	Titanium dioxide	0	0	0	0
	Ultramarine Blue	0.24	0.06	0.14	0.04
	Upgraded ilmenite	0	0.03	0	0.02
Wire enamel	0	0	0	0	
Zinc oxide	0	0	0	0	
Total		5.87	8.01	7.53	9.6

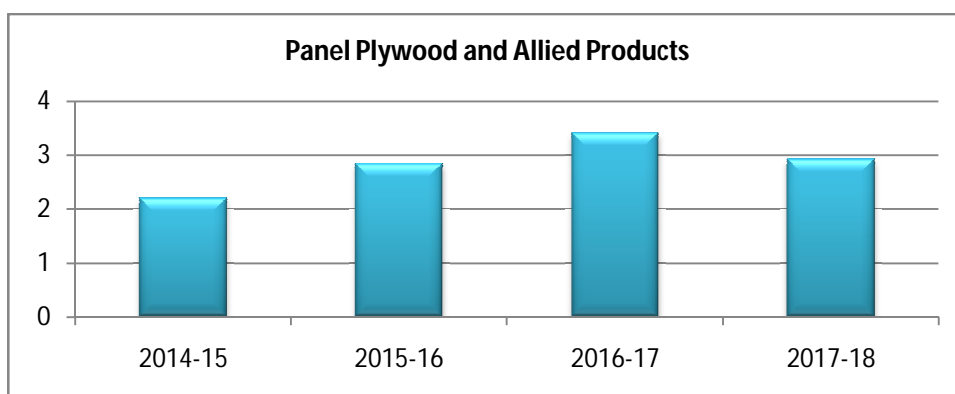


Panel	Commodity	2014-15	2015-16	2016-17	2017-18
Panel Paper, Paper Board and Products	Cellophane paper	0	0	0	0
	Envelopes/writing blocks/letter pads	0	0.04	0	0
	Exercise books/diaries etc.	0.13	0.21	0.35	0.61
	Lead slip pencil	0.03	0.06	0	0.02
	Other paper & paperboard	0.34	0.36	1.27	1.12
	Paper bags/boxes/other containers	0.07	0.08	0.04	0.05
	Paper cones/Auto Tubes etc.	0.94	1.47	1.55	1.43

	Paper products nes	7.59	7.07	8.8	8.05
	Playing cards	0.12	0	0.07	0.13
	Printing & writing paper	0.26	0.02	0	0
	Tissue paper incl. cigarette paper	0.12	0.25	0.58	0.47
	Typewriter, other ribbon and ink pad	0	0	0	0
Total		9.6	9.56	12.66	11.88

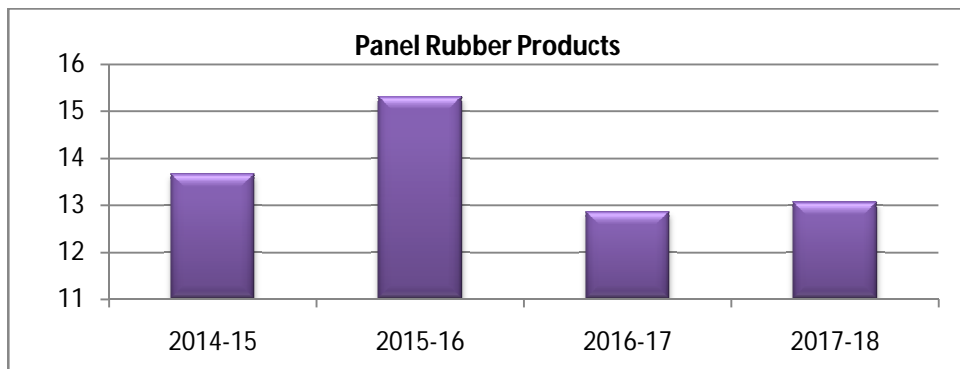


Panel	Commodity	2014-15	2015-16	2016-17	2017-18
Panel Plywood and Allied Products	Cork and cork products	0	0	0	0
	Hard board of wood fibre	0.02	0	0.06	0.09
	Other articles of wood	0.93	1	1.18	1
	Other plywood and products	0.37	0.35	0.34	0.39
	Sandalwood chips	0	0	0	0
	Sawn timber	0	0	0	0
	Tea chest panel	0	0	0	0
	Veneer	0	0.05	0	0
	Wooden furniture	0.88	1.44	1.83	1.44
Total		2.2	2.84	3.41	2.92



Panel	Commodity	2014-15	2015-16	2016-17	2017-18
Panel Rubber Products	Automotive Components	1.22	1.71	1.15	1.85
	Bicycle Tubes	5.37	3.43	3.02	4.15
	Bicycle Tyres	0	0	0	0.02

Conveyor, Transmission, V Belts	1.51	2.96	2.6	1.92
Floor Covering & Mats	1.49	1.58	1.54	1.58
Gaskets, Washers & Seals	1.26	1.21	0.91	1.11
Hoses	1.59	3.55	2.63	1.44
Latex, Dipped & Medical Including Contraceptives	1.22	0.87	1	0.98
Total	13.66	15.31	12.85	13.05



B2B EVENT – BUYER SELLER MEETS WITH BUSINESS NETWORKING SESSIONS, IMPORTERS’ OUTREACH PROGRAMS CUM TRADE DELEGATION TO BRAZIL & MEXICO UNDER MAI SCHEME & MAKE IN INDIA INITIATIVE OF GOVT. OF INDIA DURING 03rd to 08th DECEMBER, 2018

CAPEXIL intends to organize very exclusive B2B Events (Buyer Seller Meets) along with series of Importers’ Outreach Programs, Business Networking Sessions at Sao Paulo (Brazil) and Mexico City (Mexico) during first week of December, 2018. This event is specifically planned and will be executed between Indian Exporters & Latin American Importers – Distributors – Stockiest as well as relevant Industry Associations - Chambers in Brazil & Mexico in order to promote Indian Exports of Building & Construction Materials, Home Décor & Furnishing Products (including Granite, Marble, Natural Stones, Ceramic Products, Sanitary Ware, Bathroom Fittings, All kinds of Tiles, Paints, Varnish & Allied Products, Glass & Glassware, Plywood & Wood Products, Cement & Clinker Products etc.), All types of Rubber Manufactured Products (Non Tyres& Tyres Sectors), Minerals & Mining Products, Books – Publications – Printing & Paper Products etc.

Brazil & Mexico hold immense business opportunities for India as per the below EXIM Data which itself proves the great potential of these markets & prospect for Indian Exporting Community of above mentioned CAPEXIL Products.

Brazil and Mexico's Import of CAPEXIL's Product from World

Calendar Year (Value in USD Thousand)	2017
BRAZIL	99,179,566
MEXICO	258,126,577

India's Export of CAPEXIL's Product to Brazil & Mexico as per Calendar Year:

Financial Year (Value in USD Thousand)	2017
India's Export to BRAZIL	2,873,127
India's Export to MEXICO	3,700,188

In order to achieve maximum mileage from the said event, CAPEXIL plans to organize series of Buyer Seller Meets(B2B Events) coupled with Business Networking Sessions, Importers' Outreach Programs, Field Visits & Follow ups to convert the entire exercise into comprehensive business proposition for our member participants.

Bibliography:

- https://www.indexmundi.com/mexico/demographics_profile.html
- https://www.google.co.in/search?rlz=1C1CHBF_enIN775IN775&ei=NNaDWu6dK5jcvQSRyYL_oCQ&q=mexico+gdp+2017&oq=gd
- https://en.wikipedia.org/wiki/Economy_of_Mexico
- <http://www.worldstopexports.com/mexicos-top-10-imports/>
- <https://www.worldatlas.com/articles/the-economy-of-mexico.html>
- www.indembassy.org
- <http://commerce-app.gov.in/eidb/iecint.asp>
- <https://www.export.gov/article?id=Mexico-Market-Entry-Strategy>
- <http://www.mexicolaw.com/Free%20Trade%20Zone%20in%20Mexico.htm>
- <https://globaledge.msu.edu/countries/mexico/tradestats>



CAPEXIL Welcomes New Members (From 01/05/2018 To 30/06/2018)

New Members of CAPEXIL Enrolled in the month of May and June, 2018

PANEL /REGION WISE NEW MEMBERS ENROLLED FROM 01/05/2018 TO 30/06/2018	East	North	South	West	Grand Total
Animal By Products		3		1	4
Auto Tyres and Tubes		1		1	2
Books, Publications and Printing		1			1
Bulk Minerals and Ores		1			1
Cement, Clinkers and Asbestos Cement Products			1		1
Ceramics and Allied Products incl. Refractories		1		27	28
Glass and Glassware		1			1
Graphite Products and Explosives			2		2
Miscellaneous Products			3	1	4
Natural Stones and Products	1	17	33	2	53
Paints, Printing Inks and Allied Products		1		4	5
Paper, Paper Board and Paper Products		9	6	7	22
Plywood and Allied Products		1	2	1	4
Processed Minerals		1	2	1	4
Rubber Products	1	3	2	3	9
Grand Total	2	40	51	48	141

Details of New Members

- ALSHIZA FOODS**
160, GADDA PADA
MADARSA SADAT
HAPUR-245101
PH.: 1222306309
Email: alshiza@yahoo.com
Animal By Products(NR)
Merchant-exporter
- GOLDEN FOOD PRODUCTS INDIA**
E-8 KAVI NAGAR INDUSTRIAL AREA
GHAZIABAD-201002
PH.: 1204559348
Email: goldenfoodproductsindia@gmail.com
Animal By Products(NR)
Merchant-exporter
- KEU INTERNATIONAL PRIVATE LIMITED**
PLOT NO.5, PVT NO. LGF 05A, LOWER,
G/F, ROAD NO.34, PUSA ROAD, W.
KAROL BAGH NEAR HANUMAN
MANDIR
DELHI-110005
PH.: 1145585177
Email: sachin@ketanbuttons.com
Animal By Products(NR)
Manufacturer-exporter
- ROLEX LANOLIN PRODUCTS LIMITED**
113 & 114 New Tejpal Industrial
Estate, Andheri Kurla Road, Saki Naka
Andheri East,
Mumbai-400072
PH.: 28512345
Email: mdo@rolexlanolin.com
Animal By Products(WR)
Manufacturer-exporter
- DEV RUBBER FACTORY PVT. LTD.**
9TH KM STONE,
NAGINA ROAD 9TH KM STONE,
NAGINA ROAD
BIJNOR-246701
PH.: 01342283111
Email: devrubber@gmail.com
Auto Tyres and Tubes(NR)
Manufacturer-exporter
- TRINITY SALES**
321 CITY PARK SOC., PITALENAGAR
MARKETYARD
PUNE-411037
PH.: 9823344366
Email: trinitysales411@gmail.com
Auto Tyres and Tubes(WR)
Merchant-exporter
- NEW PRINT INDIA PVT. LTD.**
A-5, EAST KRISHNA NAGAR,
DELHI-110051
PH.: 1204179500
Email: newprintindia81@gmail.com
Books, Publications and Printing(NR)
Manufacturer-exporter
- RENUKA INDUSTRIES**
F-12, SHRI NIKETAN ASHOK NAGAR
UDAIPUR-313001
PH.: 9099041123
Email: SURESH.AGRWAL9461@GMAIL.COM
Bulk Minerals and Ores(NR)
Merchant-exporter
- RRPAVING STONES**
10-1064 Z 13
JAWAHAR NAGAR COLONY
MARKAPUR
HYDERABAD-523316
PH.: 8596222725
Email: rrpavingstones@gmail.com
Cement, Clinkers and Asbestos
Cement Products(SR)
Merchant-exporter

10. **ALMAS CERAMIC LLP**
C/o. GANESH PACKAGING,
PLOT NO. 211, RAFALESHWAR GIDC,
MORBI-363642
PH.: 8200063147
Email: almasceramic@gmail.com
Ceramics and Allied Products incl.
Refractories(WR)
Merchant-exporter
11. **AMRUT CERAMIC**
8-A, NATIONAL HIGHWAY,SURVEY
NO.124,
AT-DHUVA, WANKANER,
RAJKOT-363622
Email:
amrutceramic4111@gmail.com
Ceramics and Allied Products incl.
Refractories(WR)
Manufacturer-exporter
12. **CIBELA VITRIFIED PRIVATE LIMITED**
DECORA UTSAV-A, FLAT A-702,
SEVENTH
FLOOR, OPP. SADHU VASVANI
SCHOOL, RAJKOT-360001
PH.: 2822250114
Email: sales@cvi|porcelain.com
Ceramics and Allied Products incl.
Refractories(WR)
Merchant-Cum-Manufacturer exporter
13. **CREVITA GRANITO PRIVATE LIMITED**
S.NO.63P1,P6, 66P1,67,68 & 69P1,P2,
BEHIND LEPOARD VITRIFIED, MATEL
ROAD, AT.MATEL,
TAL.WANKANER-363622
PH.: 9099084583
Email: export@crestona.com
Ceramics and Allied Products incl.
Refractories(WR),
Manufacturer-exporter
14. **EXORA TILES LLP**
SURVEY NO.1291, NEAR CASVA
CERAMIC,
HALWAD MALIYA HIGHWAY,
KHAKHRECHI,
MORBI-363641
PH.: 8511185797
Email:
amrutiyahiren1995@gmail.com
Ceramics and Allied Products incl.
Refractories(WR) Manufacturer -
exporter
15. **GEMSTONE CERAMIC LLP**
SURVEY NO. 539 P1,
KHOKRA HANUMAN TEMPLE ROAD,
VILLAGE-BELA RANGPAR,
MORBI-363641
PH.: 9904707176
Email: info@gemstonecera.com
Ceramics and Allied Products incl.
Refractories(WR)
Manufacturer-exporter
16. **GREENSTONE GRANITO PRIVATE LIMITED**
SURVEY NO.252/1P5,
BEHIND SHREE CERAMIC,
AT.LAKADDHAR,
WANKANER-363621
PH.: 9974633444
Email: info@greenstonegranito.com
Ceramics and Allied Products incl.
Refractories
17. **GRIS CERAMIC LLP**
SURVEY NO. 578 P-1&2, JETPAR
ROAD,
VIRATNAGAR, AT-RANGPAR,
MORBI-363642
Email: jhirani@gmail.com
Ceramics and Allied Products incl.
Refractories(WR)
Manufacturer-exporter
18. **GRYPHON CERAMICS PRIVATE LIMITED**
S.NO. 830P1, NEAR NARMADA CANAL,
GHUNTU,
MORBI-363641
PH.: 2822250115
Email: morbi@chetandethariya.com
Ceramics and Allied Products incl.
Refractories(WR)
Merchant-Cum-Manufacturer exporter
19. **IBIS SMART MARBLE PRIVATE LIMITED**
SR. NO.1067/1 P1,2,3,4,6,
VILLAGE GHUNTU,
MORBI-363642
PH.: 9712347757
Email: ibissmartmarble@gmail.com
Ceramics and Allied Products incl.
Refractories(WR)
Manufacturer-exporter
20. **IBIZA TILES LLP**
SURVEY
NO.157P1P,158,159P1,P2,P3,P4,
OPP.IMYRIS UNIT,JAMBUDIYA
BHAYATI, TAL. WANKANER,
RAJKOT-363621
PH.: 8000685721
Email: info@ibizatiles.com
Ceramics and Allied Products incl.
Refractories(WR)
Manufacturer-exporter
21. **IKAA GRANITO PRIVATE LIMITED**
SURVEY NO.164, AT. LAKADDHAR
MATEL ROAD, 8A NATIONAL
HIGHWAY, TAL-WANKANER,
MORBI-363621
PH.: 9825192699
Email: info@italicatile.com
Ceramics and Allied Products incl.
Refractories(WR)
Manufacturer-exporter
22. **INDESIGN CERAMICS LLP**
SN 163P1, 161, OPP. RAMOJI
GRANITE
PVT. LTD., NR. QBO CERAMIC, 8A NH,
LAKADDHAR, DHUVA,
RAJKOT-363641
Email: indesignceramic@gmail.com
Ceramics and Allied Products incl.
Refractories(WR), Manufacturer-
exporter
23. **IYOTA TILES LLP**
S.NO.82 AT BHAYATI JAMBADIYA,
B/H.
KRISHNA PETROL PUMP 8-A N. H.
WANKANER-MORBI,
WANKANER-363621
Email: iyotatiles@gmail.com
Ceramics and Allied Products incl.
Refractories(WR), Manufacturer-
exporter
24. **KHODIYAR CERAMICS (INDIA) PVT. LTD.**
PLOT NO. 829, 813, 814, KERALA
INDUSTRIAL ESTATE, GIDC, NR. BAVLA,
DIST. AHMEDABAD-382220
Email: info@khodiyarceramics.com
Ceramics and Allied Products incl.
Refractories(WR)
Manufacturer-exporter
25. **KINGBORN INTERNATIONAL LLP**
402 MADHAV PALACE, UMIYANAGAR
SOC.,
RAVAPAR GHUNDA ROAD,
MORBI-363641
PH.: 9723488333
Email:
kingborninternational@gmail.com
Ceramics and Allied Products incl.
Refractories(WR), Merchant-exporter
26. **LEMSTONE CERAMIC LLP**
SURVEY NO 289. P1 P2 P3 P4 -291,
JETPAR ROAD, NR. RANGPAR
VILLAGE, AT JIVAPAR,
MORBI-363630
PH.: 9979615000
Email: lemstoneceramic@gmail.com
Ceramics and Allied Products incl.
Refractories(WR)
Manufacturer-exporter
27. **LEVINZA CERAMIC PRIVATE LIMITED**
S.NO.32/1 P1, S.NO. 32/1 P3,
HALVAD MAIN ROAD, AT.NICHI
MANDAL,
MORBI-363642
PH.: 9979500910
Email: levinzaceramic@gmail.com
Ceramics and Allied Products incl.
Refractories(WR)
Manufacturer-exporter
28. **LIOLI CERAMICA PRIVATE LIMITED**
SURVEY NO. 315/P2, JUNASADULKA
NR. LEMICA PAPER MILL, 8-A
NATIONAL HIGHWAY,
MORBI-363641
PH.: 9512300630
Email: lioliceramica@gmail.com
Ceramics and Allied Products incl.
Refractories(WR) Manufacturer-
exporter
29. **MONTELLO CERAMIC LLP**
LS NO. 324/1 P1,
MANDAL, AANDARNA ROAD,
MORBI,
RAJKOT-363642
PH.: 9925019340
Email: montelloceramic@gmail.com
Ceramics and Allied Products incl.
Refractories(WR),Manufacturer-
exporter
30. **MOZARO TILES LLP**
S.NO.334/P1/P1, P2,336, 334P/P2,
NR. SHIV WEIGH BRIDGE, JETPAR
ROAD, AT.UNCHI MANDAL,
MORBI-363642
PH.: 8511179534
Email: mozarotiles@gmail.com
Ceramics and Allied Products incl.
Refractories(WR),Manufacturer-
exporter

31. **NESSA VITRIFIED LLP**
SURVEY NO 227 AND 228,
AT-LAKADDHAR, MATEL ROAD,
WANKANER-363621
PH.: +91 9510208839
Email: nessavitrified@gmail.com
Ceramics and Allied Products incl.
Refractories(WR)
Manufacturer-exporter
32. **NITYARAV CERAMIC LLP**
SURVEY NO.16P2,
16P3, VILLAGE SHANALA, TALAVIYA,
MORBI-363642
PH.: 9913221985
Email: nityaravceramic@gmail.com
Ceramics and Allied Products incl.
Refractories(WR)
Manufacturer-exporter
33. **PERTH CERAMIC PVT. LTD.**
SURVEY NO 135/1 P-1, OPP.66 KVA
SUB
STATION, AT-UNCHI MANDAL,
MORBI-363642
PH.: 2822250115
Email: morbi@chetandethariya.com
Ceramics and Allied Products incl.
Refractories(WR)
Merchant-Cum-Manufacturer exporter
34. **ROAR CERAMIC LLP**
SURVEY NO. 583
JETPAR ROAD, AT RANGPAR,
MORBI-363642
PH.: 9879190920
Email: roarceramic@gmail.com
Ceramics and Allied Products incl.
Refractories
35. **SAVITRA TILES PRIVATE LIMITED**
SURVEY NO.128 P1,
VILLAGE MATEL TAL-WANKANER,
MORBI-363621
Email: info@savitratiles.com
Ceramics and Allied Products incl.
Refractories(WR)
Manufacturer-exporter
36. **SHAN TABLEWARES PVT LTD**
86 ADCHINI,
SRI AUROBINDO MARG
NEW DELHI-110017
PH.: 1126513420
Email: MAIL@FEATHERTOUCH.CO.IN
Ceramics and Allied Products incl.
Refractories(NR)
Manufacturer-exporter
37. **SPENTIKA CERAMIC PRIVATE LIMITED**
S.NO.146 P1, OPP. RAMOJI VITRIFIED,
MATEL ROAD, LAKADDHAR,
WANKANER-363622
PH.: 9909293000
Email: spentikaceramic@gmail.com
Ceramics and Allied Products incl.
Refractories(WR)
Manufacturer-exporter
38. **OPAL ENTERPRISES**
10676, 4/43, 3rd floor,cabin no:1,
W.E.A ,Saraswati Marg, Karol Bagh,
New Delhi,-110005
PH.: 23235537
Email:
opalenterprises2017@gmail.com.
Glass and Glassware(NR)
Manufacturer-exporter
39. **M E RESOURCE GROUP**
FLAT NO 101 SKYLINE APARTMENTS
BASHEERBAGH
HYDERABAD-500029
PH.: 9246356437
Email:
meresourcegroup786@gmail.com
Graphite Products and Explosives(SR)
Merchant-exporter
40. **RAJA EXPLOSIVES (P) LTD**
NO. 60, THANGAPERUMAL STREET
ERODE
ERODE-638001
PH.: 4242268288
Email: rajaexplo@yahoo.co.in
Graphite Products and Explosives(SR)
Manufacturer-exporter
41. **ASHUTOSH INDUSTRIES**
S. NO. 326-A,
GUMTHALA, KAMPTEE,
NAGPUR-440008
PH.: 0712-2764667
Email: pj.tank@yahoo.com
Miscellaneous Products(WR)
Manufacturer-exporter
42. **GEEWIN EXIM**
NO 14, SONAIYAR KOIL STREET
NARIMEDU
MADURAI-625002
Email: info@geewinexim.com
Miscellaneous Products(SR)
Merchant-exporter
43. **POPPYS KNITWEAR PRIVATE LTD**
NO. 33, M.P NAGAR
TIRUPUR
TIRUPUR-641607
PH.: 9.1421430222e+011
Email: balaji@poppysknitwear.com
Miscellaneous Products(SR)
Merchant-exporter
44. **SUN IMPEX**
1/39, MUNICIPAL COMPLEX,
DEVIPATTINAM ROAD,
RAMANATHAPURAM
RAMANATHAPURAM-623504
PH.: 8825628636
Email: sunimpex.n@gmail.com
Miscellaneous Products(SR)
Merchant-exporter
45. **ADELANTE EXIM INDIA PRIVATE LIMITED**
G-846, Road No. 14
VKI Area
Jaipur-302013
PH.: 1412796910
Email: info@adelanteglobal.com
Natural Stones and Products(NR)
Merchant-Cum-Manufacturer exporter
46. **ADROIT GRANITES**
NO.132,KARUNANITHI NAGAR,
SOWRIPALAYAM POST,
COIMBATORE-641028
PH.: 9843086061
Email: Istrajan725@gmail.com
Natural Stones and Products(SR)
Merchant-exporter
47. **ARAVALI EXPORTS**
04, YADAV BLOCK, NEAR ICD
KANAKPURA GOKULPURA
JAIPUR-302021
PH.: 1412440562
Email:
aravaliexports213@gmail.com
Natural Stones and Products(NR)
Merchant-exporter
48. **ARISTA MARBLE AND GRANITE PVT LTD**
ELITA PROMENADE, B6-18-04
JP NAGAR 7TH PHASE
BANGALORE-560078
PH.: 8040986658
Email: subhas1@aristamgpl.com
Natural Stones and Products(SR)
Merchant-exporter
49. **ART GRANITE EXPORTS**
S.NO.96, KOTTAIYUR VILLAGE,
ATHANAVOOR, YELAGIRI HILLS,
TIRUPATTUR TALUK
VELLORE-635853
Email:
artgraniteexporters@gmail.com
Natural Stones and Products(SR)
Manufacturer-exporter
50. **AVISHA CONSULTANTS**
305, A WING, SANGAM BUILDING,
S.V. ROAD, SANTACRUZ WEST,
MUMBAI-400054
PH.: 2226117400
Email: sunilsachdevco1@yahoo.co.in
Natural Stones and Products(WR)
Merchant-exporter
51. **C R STONES**
NO 14-217
GANGA NILAYAM PALACE ROAD
KUPPAM-517425
PH.: 8570255187
Email: crstones0277@gmail.com
Natural Stones and Products(SR)
Merchant-exporter
52. **CHARU STONEX**
SY NO 34B/1A, AND 35/B2,
KHAJIPUR VILLAGE, KOTHAPALLY
MANDAL,
KARIMNAGAR DISTRICT-505401
PH.: 9346160005
Email: charustonex@gmail.com
Natural Stones and Products
53. **COLORS OF RAINBOW**
1/18, 1/19 BANNERGHATTA ROAD
NEAR MICO BACK GATE
BANGALORE-560030
PH.: 8022484996
Email: priya@hilltopgranite.com
Natural Stones and Products(SR)
Merchant-exporter
54. **FANTASY STONES**
No.10, THARACHAND NAGAR ANNEX
DOOR No.S-1, OM FLATS
VIRUGAMBAKKAM
CHENNAI-600092
PH.: 4423773317
Email: fantasystonesindia@yahoo.com
Natural Stones and Products(SR)
Merchant-exporter

55. **G.H.S. EXPORTS**
87,AMRIT KUNJ, NEAR SWEJ FARM
NARENDRA NAGAR NEW SANGANER
ROAD
JAIPUR-302019
PH.: 1412575516
Email: ghsexports@gmail.com
Natural Stones and Products(NR)
Merchant-exporter
56. **GOLDEN GRANIMAMRO PVT LTD**
C-P-1 RIICO IND.AREA
IIIRD PHASE JALORE
JALORE-343001
PH.: 2973223578
Email: ggp11451@gmail.com
Natural Stones and Products(NR)
Merchant-Cum-Manufacturer
exporter
57. **HARSH STONES**
PLOT NO 53 BAJRANG COLONY
RAM NAGAR SODALA JAIPUR
JAIPUR-302019
PH.: 9828870893
Email: info@harshstones.com
Natural Stones and Products(NR)
Merchant-exporter
58. **HARSHIT INTERNATIONAL**
159,RABINDRA SARANI
5TH FLOOR,
KOLKATA-700007
PH.: 9830384291
Email: sudhir_sekhsaria@yahoo.co.in
Natural Stones and Products(ER)
Merchant-exporter
59. **INTERNATIONAL TRADE LINKS**
13, NAI ANAJ MANDI
REWARI-123401
PH.: 1274223213
Email: int_trade@rediffmail.com
Natural Stones and Products(NR)
Merchant-Cum-Manufacturer
exporter
60. **IRIS IMPORT & EXPORT**
3/178H
ANNA NAGAR KARIVEPPAMPATTI
VILLAGE
TIRUCHENGODU NAMAKKAL-637304
Email: oggroups@gmail.com
Natural Stones and Products(SR)
Merchant-exporter
61. **JEYAA SUBHASRE MINES**
NEW NO.15, OLD NO.12,
KARPAGAMBAL NAGAR MYLAPORE
CHENNAI-600004
PH.: 4424982397
Email: jeyaaasubhasremines@gmail.com
Natural Stones and Products(SR)
Merchant-exporter
62. **JK GRANITES**
SY NO 1015 1 A, PLOT NO 128 AND
129
CHENNATHUR VILLAGE
KRISHNAGIRI HOSUR, KRISHNAGIRI,
TAMIL NADU
HOSUR-635109
Email: jaiassociations@gmail.com
Natural Stones and Products(SR)
Merchant-exporter
63. **KALI AERATED WATER WORKS**
KALI AERATED WATER WORKS
67, TALUK OFFICE ROAD
KARAIKKUDI-630002
PH.: 4565238298
Email: kalimarkkkd@yahoo.in
Natural Stones and Products(SR)
Merchant-exporter
64. **KALIMA GRANITES**
#2/3
METTUKUPPAM MAIN ROAD
MADURAVOYAL
CHENNAI-600095
PH.: 4448537866
Email: hameed@kalima.in
Natural Stones and Products(SR)
Merchant-Cum-Manufacturer exporter
65. **KOTHARI STONES**
103, BHAGWATI NAGAR-IST,
KARTARPURA
JAIPUR-302006
PH.: 9167936004
Email: kotharistones18@gmail.com
Natural Stones and Products(NR)
Merchant-exporter
66. **MAALOLA SHARED SERVICES(R)**
1/6,2ND FLOOR,PUTTIAL COMPLEX,
80FT
RD, ASHWATHNAGAR, RMV II STAGE
BANGALORE-560094
PH.: 9880514069
Email: maalola@gmail.com
Natural Stones and Products(SR)
Merchant-exporter
67. **MAHAVEER EXPORTS**
FLAT NO.G-4,PLOT NO.E-145 TO 147
WHITE HOUSE,DADU DAYAL NAGAR
JAIPUR
JAIPUR-302020
PH.: 9982079113
Email:
MAHAVEEREXPORTS2017@GMAIL.COM
Natural Stones and Products(NR)
Merchant-exporter
68. **MARVEL MARBLES LLP**
OFFICE NO-1, RETIWALA
COMPOUND,
AZAD ROAD, GHANEGAR MARG,
NEAR JAYA BUILDING, VILE PARE-
EAST,
MUMBAI-400057
PH.: 9323227314
Email:
marvelmarblesllp@yahoo.com
Natural Stones and Products(WR)
Merchant-exporter
69. **MULTIWIN STONE INTERNATIONAL
LLP**
1-A JAIN KUNJ, 1ST FLOOR GOPALBARI
AJMER ROAD JAIPUR
JAIPUR-302001
PH.: 1414028269
Email: multiwinstones@gmail.com
Natural Stones and Products(NR)
Merchant-exporter
70. **PRIYANKA GRANIETE**
GURU KRUPA, NO 681 , (NEW NO.8)
12TH CROSS, 4TH MAIN, M.C. LAY
VIJAYANAGAR,
BANGALORE-560040
PH.: 23108921
Email: hgbviti@gmail.com
Natural Stones and Products
71. **PSR ASSOCIATES**
8-2-293/82/B/753, Plot No.753,
Road No.38, Jubilee Hills,
HYDERABAD-500033
Email:
officepsrassociatesknr@gmail.com
Natural Stones and Products(SR)
Manufacturer-exporter
72. **RAJ STONEX**
93/4, 2ND, PARYAVARAN ROAD
RIICO INDUSTRIAL AREA
MADANGANJ-KISHANGARH-305801
PH.: 9414007906
Email: rajstonex_kish@rediffmail.com
Natural Stones and Products(NR)
Manufacturer-exporter
73. **RAJASTHAN STONES**
6D, VILLA , STATION ROAD
JAIPUR-302006
PH.: 1412202113
Email: info@ujjwalexports.com
Natural Stones and Products(NR)
Merchant-Cum-Manufacturer
exporter
74. **S M GRANITE**
H NO 3-5-42/4/A
HALEPET MUDGAL
RAICHUR-584125
PH.: 9880871499
Email: smgranites.mdl@gmail.com
Natural Stones and Products(SR)
Merchant-exporter
75. **S.G.R. TRADING**
No 6,Mahalingam Chetty Main Road,
Mahalingapuram,
Chennai-600034
PH.: 9003197777
Email: m.ezhilmani@gmail.com
Natural Stones and Products(SR)
Merchant-exporter
76. **S.S. EXPORTS**
MANGLANA ROAD,
MAKRANA
NAGAUR-341505
PH.: 9001822816
Email: NBGC21@GMAIL.COM
Natural Stones and Products(NR)
Merchant-exporter
77. **SAI RAM GRANITES**
2-10-1039/23 FLAT NO 406
JYOTHINAGAR NEAR SHIVA THEATER
KARIMANAGAR-505001
PH.: 8786501818
Email: sairamgranites@gmail.com
Natural Stones and Products(SR)
Manufacturer-exporter
78. **SAMRIDHI OVERSEAS**
3rd FLOOR, 423-A SURYA NAGAR
GOPALPURA BY PASS ROAD
JAIPUR-302018
Email:
samridhibuildestate@gmail.com
Natural Stones and Products(NR)
Merchant-exporter

79. **SHARADA STONEX**
11-4-75/2, FLAT NO 303,
LALEETHA RESIDENCY, NEHRU NAGA
KHAMMAM-507002
Email:
hanumantharao1955@gmail.com
Natural Stones and Products(SR)
Manufacturer-exporter
80. **SHILPI STONE VENEER**
F-3, Ganesham Tower, opposite
BSNL
Exchange, Vaishali nagar, Jaipur
Rajasthan
jaipur-302021
PH.: 9928824498
Email: depakchadha@gmail.com
Natural Stones and Products(NR)
Merchant-exporter
81. **SHIVA GRANITES**
D.NO.22-680
SAMBAIAH KANDIGA, C.P.PALLI PO
CHITTOOR
CHITTOOR DISTRICT-517001
PH.: 7675947311
Email: surya.shivam5@gmail.com
Natural Stones and Products(SR)
Merchant-Cum-Manufacturer exporter
82. **SHREE SAI EXPORTS**
No.10, THARACHAND NAGAR ANNEX
DOOR No.S-1, OM FLATS,
VIRUGAMBAKKAM
CHENNAI-600092
PH.: 4442691199
Email:
shreesaieexportsindia@gmail.com
Natural Stones and Products(SR)
Merchant-exporter
83. **SHRI GURU HASTI STONES**
Flat 407, Sangam Ragidency
4th Floor, Plot No-1B 132 Vijay
Kartarpura Jaipur-302006
PH.: 9167936004
Email:
rvimportexport2016@gmail.com,
kotharistones18@gmail.com
Natural Stones and Products(NR)
Merchant-exporter
84. **SONNET STONE PRIVATE LTD**
9, KOTHARI BHAVAN
E ROAD BHUPALPURA
UDAIPUR-313001
PH.: 2942414437
Email: info@sonnetstone.com
Natural Stones and Products(NR)
Merchant-exporter
85. **SOUTHERN GRANIT**
PLOT NO : 13 , 14 , SUNDHARA
NAGAR ,
MADURAI TO TUTICORIN FOUR WAY
VALAYANKULAM VILLAGE
MADURAI-625022
PH.: 4524219993
Email: southerngranit@hotmail.com
Natural Stones and Products(SR)
Merchant-exporter
86. **SPECTRUM GLOBAL RESOURCES**
No.100-A, Poonamalee High Road
Maduravoyal
Chennai-600095
PH.: 7358223777
Email:
sharmilaezhilmani@gmail.com
Natural Stones and Products(SR)
Merchant-exporter
87. **SREE MARUTHI RAMA GRANITES**
H.NO.2-10-1053, JYOTHI NAGAR
NEAR SHIVA THEATER
KARIMNAGAR-505001
PH.: 9908470350
Email: jaivinayaka3@gmail.com
Natural Stones and Products(SR)
Manufacturer-exporter
88. **SRI SAI BALAJI GRANITES**
FLAT NO 103, ADITYA ENCLAVE,
BANK COLONY,
KARIMNAGAR-505001
PH.: 9866252752
Email:
srisaibalajigranites9@gmail.com
Natural Stones and Products
89. **SRI SHEETAL GRANITES**
SY NO 25/B/2/1,
KHAZIPUR VILLAGE, KARIMNAGAR
RURAL II
KARIMNAGAR DISTRICT-505401
PH.: 9581551433
Email: sinivasuppala@gmail.com
Natural Stones and Products(SR)
Manufacturer-exporter
90. **SUNDARI AMMAN IMPEX**
20A SUNDARI TOWER
747 MAIN ROAD MELUR TALUK
MADURAI-625106
PH.: 4524390078
Email: saimpex@yahoo.com
Natural Stones and Products(SR)
Merchant-exporter
91. **SUNRISE INTERNATIONAL**
SETH SANWARIYA COLONY,
NEAR AJGAR BABA THAN MANDIR,
BEAWAR-305901
PH.: 1462255018
Email:
sunriseinternational19@gmail.com
Natural Stones and Products(NR)
Merchant-exporter
92. **SWARNA ENTERPRISES**
9-6-332/1, RAMNAGAR,
TELEPHONE QUARTERS ROAD,
RAMNA
KARIMNAGAR-505001
PH.: 9866590003
Email: swarnagranite@gmail.com
Natural Stones and Products(SR)
Manufacturer-exporter
93. **TMHS EXPORTS**
13, 2ND FLOOR, SUMA COFFEE WORKS
BLD
9TH MAIN, 4TH BLOCK JAYANAGAR
BENGALURU-560011
PH.: 8026647676
Email: SHYAM@TMHSEXPORTS.COM
Natural Stones and Products(SR)
Merchant-exporter
94. **TRANSCEND EXPORTS AND IMPORTS**
8-2-57//R, 201, SVJY REDDY COMPLEX
SAI RAM NAGAR COLONY,
KARMANGHAT, HYDERABAD
Hyderabad-500079
PH.: 8309220962
Email: transcend.export@gmail.com
Natural Stones and Products(SR)
Merchant-exporter
95. **VIJAYA TRADERS**
Sheetal Kumar Main Road
Mudgal Taluk Lingasugur
Raichur-584125
Email: sheetaljainmdl@gmail.com
Natural Stones and Products(SR)
Merchant-exporter
96. **WAH Z STONES PVT LTD**
PLOT NO 1 SATGURUBHAVAN
VALLAL PARI STREET VIGNESHWARA
NAGAR, PORUR
CHENNAI-600116
Email: arul@wahzstones.com
Natural Stones and Products(SR)
Merchant-exporter
97. **ZAK EXPORTS**
35/13, Co- Operative Colony , 2nd Cr
Sy.no.380/1 (P), Chandrapalli
krishnagiri-635001
PH.: 8489547086
Email: exportszak@gmail.com
Natural Stones and Products(SR)
Manufacturer-exporter
98. **BAWA POLYMERS**
65 LEFT SIDE , WEST AVENUE ROAD
PUNJABI BAGH WEST DELHI
REGISTERED OFFICE
NEW DELHI-110026
PH.: 9312967017
Email: LEENAMENON@HBPL.CO.IN
Paints, Printing Inks and Allied
Products(NR)
Merchant-Cum-Manufacturer
exporter
99. **KAPCI COATINGS INDIA PRIVATE LIMITED**
SY NO 20, 21/1 21/2 21/3 21/4 24/1,
PART AND 25 1 OBEDANAHALLI
KASABA, KASABA, HOBALI
DODDABALAPURA,
BENGALURU RURAL-561205
PH.: 8026321159
Email: ananth.jina@gmail.com
Paints, Printing Inks and Allied
Products(WR)
Manufacturer-exporter

100. **KIVI MARKINGS**
515, MANISH CHAMBERS,
SONAWALA ROAD, GOREGAON EAST,
MUMBAI-400063
PH.: 2226866767
Email: kivi@kivicoatings.com
Paints, Printing Inks and Allied
Products(WR)
Merchant-exporter
101. **MALDEEP CATALYSTS PRIVATE LIMITED**
C-301 AAGAM SHOPPING COMPLEX
NR AGARWAL SCHOOL VESU SURAT
395007
SURAT-395007
PH.: 02646 272128
Email: logistics@maldeepindia.com
Paints, Printing Inks and Allied
Products(WR)
Manufacturer-exporter
102. **TRIFLI TECHNOLOGIES PVT. LTD.**
Third Floor, Kamer Building, 38,
Cawasji Patel Street, Fort,
Mumbai-400001
PH.: 22885677
Email: varun@triflitechnologies.com
Paints, Printing Inks and Allied
Products(WR)
Merchant-exporter
103. **AFRIND IMPEX**
NO.2,SANDY BUILDING,KALANAGAR
MAIN
,ROAD, KAMMAGONDANAHALLI, JALA
BANGALORE,KARNATAKA PIN-560015
BANGALORE-560015
PH.: 9.1914863393e+011
Paper, Paper Board and Paper
Products(SR)
Merchant-exporter
104. **ALFA ENTERPRISE**
C-57/58, RAJ INDUSTRIAL ESTATE,
MILITARY ROAD, OFF MAROL
MAROS ANHERI EAST,
MUMBAI-400059
PH.: 29251488
Email:
alfaenterprise2009@gmail.com
Paper, Paper Board and Paper
Products(WR)
Merchant-exporter
105. **BG BOUTIQUE PAPER MILLS PRIVATE LIMITED**
R-1, Karanth Compound
5th Cross, Vijayanagara
Chikkamagaluru-577101
PH.: 9.182622318e+011
Email: bg@bghandpaper.in
Paper, Paper Board and Paper
Products(SR)
Manufacturer-exporter
106. **DYNAMIC FINE PAPER MILL PRIVATE LIMITED**
SPL - 3R
CHAMBAL INDUSTRIAL AREA
KOTA-324003
PH.: 7442481721
Email: accounts@dfpmill.com
Paper, Paper Board and Paper
Products
107. **EDGE PACK SOLUTIONS**
PLOT NO 76 B SURVEY NO 509 1 02,
APPAREL PARK,
GUNDLAPOCHAMPALLY,
HYDERABAD-500100
PH.: 9177272664
Email: info@edgepacksol.com
Paper, Paper Board and Paper
Products(SR)
Merchant-Cum-Manufacturer
exporter
108. **FMCG INTERNATIONAL**
1166,thenral nagar main road,
venkikaal 6/10 7th cross street
thiruvanamalai-606601
PH.: 70.928.877.668,870,200,000
Email: fmcginternational@gmail.com
Paper, Paper Board and Paper
Products(SR)
Merchant-exporter
109. **KROFTA PAPERS PRIVATE LIMITED**
DURGA BHAWAN, A-68, FIEE
COMPLEX,
OKHLA INDUSTRIAL AREA, PHASE-II
NEW DELHI-110020
Email: excise@kroftaengineering.com
Paper, Paper Board and Paper
Products(NR)
Manufacturer-exporter
110. **KUMAR IMPEX**
B-11, 2ND FLOOR, PRASHANT VIHAR,
ROHINI
DELHI-110085
PH.: 1142412000
Email: info@kumarimpex.com
Paper, Paper Board and Paper
Products(NR)
Merchant-exporter
111. **MEGHA HANDICRAFTS**
2359-61 raj guru road,
chuna mandi, paharganj
new delhi-110055
PH.: 1123561642
Email: mghs2911@gmail.com
Paper, Paper Board and Paper
Products(NR)
Merchant-exporter
112. **MESBOR PRIVATE LIMITED**
920/4, 1st floor, Melaram house
Chawri Bazar, Delhi - 110006
Delhi-110006
PH.: 1123279484
Email: vyhom@pulkmarketing.in
Paper, Paper Board and Paper
Products(NR)
Merchant-exporter
113. **P.R.GLOBAL RESOURCES INDIA**
RUKHMANI KRISHNA APT
FLAT NO 607 PLOT NO 1-2-3 6TH
FLOOR NEAR ARJUN PARK BELT
NAGPUR-440034
PH.: 9.1932603174e+011
Email:
prglobalresources2009@gmail.com
Paper, Paper Board and Paper
Products(WR)Merchant-exporter
114. **PAPER CORPORATION**
NO.8, ATHI NADAR STREET
SIVAKASI-626123
Email: eaetsjai@gmail.com
Paper, Paper Board and Paper
Products(SR)
Merchant-exporter
115. **R AND F ENGINEERS**
PLOT NO 303/8/D, SECOND PHASE,
GIDC,
VAPI-396195
PH.: 9.1987960422e+011
Email: faheem1978@gmail.com
Paper, Paper Board and Paper
Products(WR)
Merchant-exporter
116. **R R PAPER PRODUCTS**
117, LAXMI PLAZA, LAXMI
INDL.ESTATE,
LINK ROAD, ANDHERI-WEST,
MUMBAI-400053
PH.: 66950127
Email:
rrpaperproductsmumbai@gmail.com
Paper, Paper Board and Paper
Products(WR)
Merchant-exporter
117. **SECURITY SOFTWARE & SOLUTIONS LLP**
601 602 PARASHNATH TOWER,
SUDHA PARK, GARODIA NAGAR,
GHATKOPAR EAST,
MUMBAI-400077
PH.: 9757319000
Email: scube900@gmail.com
Paper, Paper Board and Paper
Products(WR)
Merchant-exporter
118. **SHREE LAMIPACK PVT. LTD.**
104
Navyug Market Ghaziabad
Ghaziabad-201001
PH.: 1202792031
Email: shipra.tech@gmail.com
Paper, Paper Board and Paper
Products(NR)
Merchant-Cum-Manufacturer
exporter
119. **SHREE SAMRAT PULP AND PAPER PVT. LTD.**
212, MARINE CHAMBER,
43, NEW MARINE LINE, OPP. SNDT
COLLEGE,
MUMBAI-400020
PH.: 02117-235797
Email: darshan@shreesamrat.com
Paper, Paper Board and Paper
Products(WR)
Manufacturer-exporter
120. **SRF LIMITED**
PLOT 946, BLOCK C
GREENWOOD CITY SECTOR 45
GURGAON-122003
PH.: 1244354400
Email: MEGHA.SANGWAN@SRF.COM
Paper, Paper Board and Paper
Products(NR)
Merchant-exporter

121. **T & T ENTERPRISES**
No 1-9-11/3 Bharat Nagar Colony,
Temple Alwal, Alwal
secunderabad-500010
PH.: 4040269681
Email:
tandtenterprises123@gmail.com
Paper, Paper Board and Paper
Products(SR)
Merchant-exporter
122. **TISKA FOOD INTERNATIONAL**
J 1246 SITAPURA 3RD PHASE
RIICO INDUSTRIAL AREA JAIPUR
JAIPUR-302022
PH.: 9.1810791596
Email: tiskafood@yahoo.com
Paper, Paper Board and Paper
Products(NR)
Merchant-exporter
123. **VIDYA LAMTECH LLP**
C-94, WAZIRPUR INDUSTRIAL AREA
DELHI NORTH WEST DELHI
DELHI-110052
PH.: 47057546
Email: VIDYALAM@YAHOO.COM
Paper, Paper Board and Paper
Products(NR)
Manufacturer-exporter
124. **Vrag Fils AirLaid Private Limited**
S. No. 87/2, Kashid Nagar,
Treasure Park, Wing S/2, Plot No. 606,
Pune-411061
PH.: 9833560076
Email: s.mishra@vragfils.com
Paper, Paper Board and Paper
Products
125. **HILLWOOD IMPEX PRIVATE LIMITED**
7/696-A, 1ST FLOOR, N.H.ROAD,
CHUNGAM P.O., FEROKE P.O.,
KOZHIKODE-673631
PH.: 9.190723929
Email: hillwoodimpex@gmail.com
Plywood and Allied Products(SR)
Merchant-exporter
126. **INOUT INTERNATIONAL**
107, RADHA KRISHNA APARTMENT,
BHANUSHALI NAGAR,
BHUJ-370001
PH.: 9427014410
Email: inout.international@yahoo.com
Plywood and Allied Products(WR)
Merchant-exporter
127. **M K M AND SONS**
NO:33
AUETAA MORAI INDUSTRIAL
ESTATE MORAI VILLAGE
CHENNAI-600055
Email:
mkmandsons2013@gmail.com
Plywood and Allied Products(SR)
Manufacturer-exporter
128. **NATURAL CONVERGENCE CONSULTING**
Shop No. F-91, First Floor,
Manish Mall, Sector 22, Dwarka
New Delhi-110077
Email:
naturalconvergence.consulting@gmail.com
Plywood and Allied Products(NR)
Merchant-exporter
129. **DK SHIP CHARTERING & TRADING
(INDIA) PVT LTD**
FLAT NO.2, 4TH FLOOR
116/2KASI ARCADE SIR THYAGARAY
T.NAGAR
CHENNAI-600017
PH.: 45070454
Email: COMMERCIAL@DKSHIP.IN
Processed Minerals(SR)
Merchant-exporter
130. **NEESHLOK IMPEX**
PLOT NO 9, WARD 7/C, NEESHLOK
IMPEX,
SINDHUBAUGH ROAD, NEAR
KIDZEE, KACHCHH,
GANDHIDHAM-370201
PH.: 9638699059
Email:
neeshlokimpex94@yahoo.com
Processed Minerals(WR)
Merchant-exporter
131. **TOSSERP**
314 Vinayak Residency, Prem Nagar
Roop Sagar Road
UDAIPUR-313001
PH.: 9983302012
Email: tosserp@yahoo.com
Processed Minerals(NR)
Manufacturer-exporter
132. **UTHAYA CHEMICALS**
348/2
MATHAVAKURUCHI ROAD RASTHA
TIRUNELVELI-627201
PH.: 4622300252
Email: uthayachemicals@gmail.com
Processed Minerals(SR)
Merchant-exporter
133. **ASIA RUBBER PRODUCTS**
VILLAGE KHAKAT
LUDHIANA-141120
PH.: 9417035151
Email:
pjain@himanshuorganics.com
Rubber Products(NR)
Manufacturer-exporter
134. **Duratuf Products Private Limited**
63J Mahanirban Road
1st Floor Near City Style Mall
Kolkata-700029
PH.: 9.133405455e+011
Email: aayush@duratufproducts.com
Rubber Products(ER)
Merchant-exporter
135. **ELASTOMER LINING WORKS**
PLOT NO. W-22/23, CHEMICAL
ZONE,
MIDC, AMBERNATH (WEST),
AMBERNATH,
THANE-421501
PH.: 2512604219
Email: elastomeracct@gmail.com
Rubber Products(WR)
Manufacturer-exporter
136. **GAYATREE POLYMERS (INDIA) LLP**
25/6, NARHE INDUSTRIAL ZONE,
OPP. PRABHAT PRINTING PRESS,
PUNE-411041
PH.: 9822058764
Email:
accounts@gayatreepolymers.com
Rubber Products(WR)
Manufacturer-exporter
137. **HI-TECH RUBBER MOULDS PVT.LTD.**
A-17, B1 EXTN., MOHAN CO-OPERATIVE
INDUSTRIAL ESTATE, BADARPUR,
NEW DELHI-110
PH.: 9312875784
Email: energybackupdelhi@gmail.com
Rubber Products(NR)
Merchant-exporter
138. **KAWATRA INDUSTRIES**
29Q/9,GALI NO.4
ANAND PARBAT INDUSTRIAL AREA
NEW DELHI
NEW DELHI-110005
PH.: 9312261213
Email: dskawatra6589@yahoo.co.in
Rubber Products(NR)
Merchant-exporter
139. **NANDHINI RUBBER PRIVATE
LIMITED**
102, Kundrathur-Sriperumbudhur
Main
Pudhuper Village, Nandambakkam
Chennai-600069
Email:
accounts@nandhinirubber.com
Rubber Products(SR)
Manufacturer-exporter
140. **SAGA ELASTOMER PVT. LTD.**
GALA NO.1, PLOT NO. 6, DEWAN & SONS
INDUSTRIAL COMPLEX, ALIYALI VILLAGE,
PALGHAR-401404
PH.: 02525 257451
Email: milind@sagaelastomer.com
Rubber Products(WR)
Merchant-Cum-Manufacturer exporter
141. **VR COMPOSITES PRIVATE LIMITED**
XIX/271 MANAKKALAPADI
KONATHUKUNNU P.O
THRISSUR-680123
PH.: 4802868194
Email:
contact@wearecomposites.com
Rubber Products(SR)
Manufacturer-exporter

Recent Events

“Niryat Bandhu” Seminar with DGFT & Interactive session on GST, Banking & Finance with GST Authority & Yes Bank organized by CAPEXIL Western Region at Indore, Madhya Pradesh on 25.05.2018



Section of the attendees listening CAPEXIL presentation by Shri V. R. Chitalia, Director of CAPEXIL at Niryat Bandhu Seminar with DGFT & Interactive session on GST, Banking & Finance with GST Authority & Yes Bank organized by CAPEXIL Western Region at Indore, Madhya Pradesh on 25.05.2018



Shri Avil Dmello, JDGFT of Indore (2nd from left), Shri V. R. Chitalia, Director of CAPEXIL (3rd from left), Shri Neerav Malick, Chief Commissioner, GST & IGST (4th from left), Shri Arun Kumar Gupta, Commissioner – IGST (5th from left), Shri Avinash Chandra, Sr. V.P. – Strategic Banking, Yes Bank (6th from left) and Shri Jaspal Singh Giddey, V.P. – Yes Bank (extreme right) at Niryat Bandhu Seminar with DGFT & Interactive Session on GST, Banking & Finance with GST authority & Yes Bank organized by CAPEXIL Western Region at Indore, Madhya Pradesh on 25.05.2018



Shri V. R. Chitalia, Director of CAPEXIL facilitating Shri Neerav Malick, Chief Commissioner of GST & IGST & Shri Arun Kumar Gupta, Commissioner – IGST at the Niryat Bandhu Seminar with DGFT & Interactive Session on GST, Banking & Finance with GST authority & Yes Bank organized by CAPEXIL Western Region at Indore, Madhya Pradesh on 25.05.2018

The Rubber Board (Ministry of Commerce and Industry, Govt. of India) is going to organize the India Rubber Meet 2018, at Kochi in Kerala, on 30th and 31st August 2018. Like earlier years, CAPEXIL has been associated with this event as supporting Council.

Be the early bird

Register for India's largest rubber stakeholder meet **before 31st July 2018**

INDIA RUBBER MEET 2018
KOCHI, KERALA, INDIA. 30 & 31 AUGUST 2018

Theme: **Towards a sustainable rubber value chain**

VENUE: GRAND HYATT KOCHI BOLGATTY, KERALA, INDIA DATE: 30 AND 31 AUGUST 2018	Registration fee*		
	INDIAN DELEGATES		OVERSEAS DELEGATES
	Small growers [#]	Others	
	Delegate fee (Up to 31 July 2018)	Rs. 4,130 (including GST of Rs. 630 @ 18 per cent)	Rs. 8,850 (including GST of Rs. 1,350 @ 18 per cent)
Delegate fee (01 to 31 August 2018)	Rs. 4,130 (including GST of Rs. 630 @ 18 per cent)	Rs. 11,800 (including GST of Rs. 1,800 @ 18 per cent)	US\$ 295 (including GST of US\$ 45 @ 18 per cent)
<small>* Registration fee does not include travel and accommodation; # To be certified by Regional Office of the Rubber Board</small>			

Grand Gala Dinner and Cultural Entertainment

For correspondence
Chairman, Organising Committee
INDIA RUBBER MEET 2018
Rubber Board, Kottayam-686 002, Kerala, India.
Phone: 91-481-2301231, Fax: 91-481-2574902
Email: indiarubbermeet@gmail.com
www.indiarubbermeet.in

Invited Talks
Panel Discussions

Register Online ★

PLATINUM SPONSORS		
GOLD SPONSORS		
SILVER SPONSORS		
SUPPORTERS		

ORGANISERS | The Rubber Board (Ministry of Commerce & Industry, Govt. of India) | All India Rubber Industries Association (AIRIA) | Association of Latex Producers of India (ALPI) | Automotive Component Manufacturers Association of India (ACMA) | Automotive Tyre Manufacturers Association (ATMA) | Block Rubber Processors Association of India (IBRPA) | CAPEXIL (Ministry of Commerce & Industry, Govt. of India) | ExxonMobil | GRP Ltd. | Harrisons Malayalam Ltd. | Indian Cycle and Rikshaw Tyre Manufacturers Association (ICRTMA) | Indian / International Rubber Journal | Indian Rubber Dealers Federation (IRDF) | Indian Rubber Growers Association (IRGA) | Indian Rubber Institute (IRI) | Indian Rubber Manufacturers Research Association (IRMA) | Indian Synthetic Rubber Private Limited (ISRPL) | Kerala State Co-operative Rubber Marketing Federation (Rubber Mark) | Latex Rubber Thread Manufacturers Association (LARTMA) | National Federation of Rubber Producers Societies (NFRPS) | Reliance Industries Ltd. | Rubber Asia | Rubber Skill Development Council (RSDC) | The Cochin Rubber Merchants Association (CRMA) | United Planters Association of Southern India (UPASI) |