

Economical and Commercial Study of CAPEXIL

(Sponsored by Ministry of Commerce & Industry, Government of India)

for the year of 2016



(Based on data availed from WITS, Globally Renowned Data Bank)

Table of Contents:

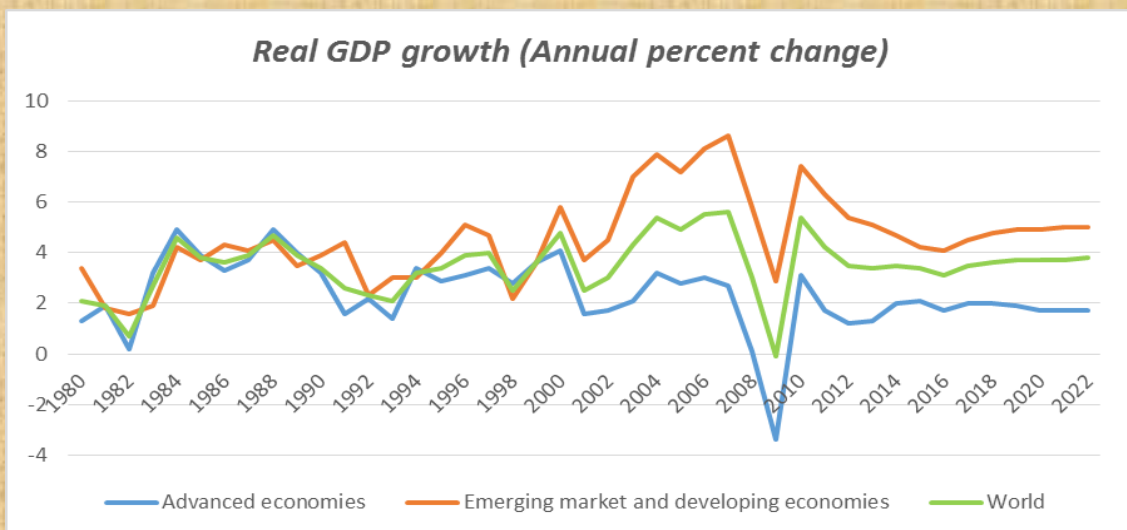
I.	Useful Information for Buyers, Exporters and Trade Bodies with relation to CAPEXIL as well as INDIA:	2
	1. Current Status of the World Economy in Present Days (2017):	2
	2. What is expected in the future?	2
	3. India: Total Trade Scenario SnapShot in 2016	3
	4. India: Neighbouring Countries Map	3
	5. India: Political Map	4
	6. India: Population Map	5
	7. India: Climatic Characteristics	5
	8. India: National & International Air-Ports Map	6
	9. India: Major Sea-Ports Map	7
	10. Economic Indicators: Comparative Analysis for India with Neighbouring Countries in 2016	8
	11. India: Doing Business Rank	8
II.	External Trade & CAPEXIL:	10
	1. Last 5 Years Global Trade of India:	10
	2. Last 5 Years Global Trade of Products related to CAPEXIL	11
III.	Export Trade of CAPEXIL:	12
	1. CAPEXIL's Category-wise Total Export Value in Last Five Years (2012-2016):	12
	2. CAPEXIL's Panel-wise Total Export Value in Last Five Years (2012-2016)	13
	3. Top Five and Ten Export Destinations for CAPEXIL in 2016:	15
	4. Top Ten Country-wise Top 10 Export Commodities of CAPEXIL in 2016:	16
	5. Top 50 Commodities of CAPEXIL based on Export in 2016:	20
	6. Top Ten Export Commodity-wise Top 10 Export Destinations of CAPEXIL in 2016:	22
	7. Top 10 Export Market Basket Fluctuations for CAPEXIL in Last 5 Years:	24
	8. Top 20 Potential Export Countries with Year-wise High Annual Growth Rates for CAPEXIL in Last 5 Years:	25
	9. Top 20 Potential Export Commodities with Year-wise High Annual Growth Rates for CAPEXIL in Last 5 Years:	26
	10. Top 50 Export Products with High Revealed Comparative Advantage (RCA) for CAPEXIL in 2016:	29
	11. Top 50 Export Countries with High Trade Intensity Index (TII) for CAPEXIL in 2016:	31
IV.	Import Trade of products dealt by CAPEXIL (to have better understanding of global scenario):	32
	1. Top Five and Ten Import Origins for products dealt by CAPEXIL in 2016:	32
	2. Top Ten Country-wise Top 10 Import Commodities in 2016 dealt by CAPEXIL:	33
	3. Top 50 Commodities based on Import in 2016 dealt by CAPEXIL:	37
	4. Top Ten Import Commodity-wise Top 10 Import Origins of CAPEXIL in 2016:	39
	5. Top 10 Import Market Basket Fluctuations for Products dealt by CAPEXIL in Last 5 Years:	41
	6. Top 20 Potential Import Countries with Year-wise High Annual Growth Rates for products dealt by CAPEXIL in Last 5 Years:	42
	7. Top 20 Potential Import Commodities with Year-wise High Annual Growth Rates for products dealt by CAPEXIL in Last 5 Years:	43
V.	Conclusion:	46
	1. Export Product Market Grid for CAPEXIL in 2016:	46
	2. Details of New Product Section (with Product Description) of Export Product Market Grid for CAPEXIL in 2016:	47
	3. Details of Existing Product Section (with Product Description) of Export Product Market Grid for CAPEXIL in 2016:	48

I. Useful Information for Buyers, Exporters and Trade Bodies with relation to CAPEXIL as well as INDIA:

1. Current Status of the World Economy in Present Days (2017):

- With floating financial markets and cyclical recovery in manufacturing and trade, world growth is projected to rise from 3.1 percent in 2016 to 3.5 percent in 2017 and 3.6 percent in 2018.
- Economic activity is projected to pick up pace, especially in Emerging Market and Developing Economies (EMDC).
- Near-term growth prospects were revised up for China, due to expected policy stimulus, but were revised down for a number of other large economies—most notably India, Brazil, and Mexico.
- Economic policies have an important role to play in reducing risks and securing the recovery through binding of structural impediments.
- On the domestic front, policies should aim to - support demand; boost productivity, labor supply, and investment through structural reforms and supply-friendly fiscal measures; upgrade the public infrastructure; and support those displaced by structural transformations such as technological change and globalization.
- At the same time, credible strategies are needed in many countries to place public debt on a sustainable path.
- WEO (World Economic Outlook) forecast also incorporates a firming of oil prices following the agreement among OPEC (Organizations of the Petroleum Exporting Countries) members and several other major producers to limit supply.
- Higher commodity prices have provided some relief to commodity exporters.

2. What is expected in the future?



3. India: Total Trade Scenario SnapShot in 2016

- India is the 18th largest export economy in the world. In 2016, India exported \$260B and imported \$356B, resulting in a negative trade balance of \$96B. In 2016 the GDP of India was \$2.26T.
- The top exports of India are Refined Petroleum (\$25.4B), Diamonds (\$24B), Jewellery (\$12.6B), Packaged Medicaments (\$11.6B) and Cars (\$6.36B), using the 1992 revision of the HS (Harmonized System) classification. Its top imports are Crude Petroleum (\$60.7B), Gold (\$22.9B), Diamonds (\$19B), Coal Briquettes (\$12.7B) and Telephones (\$10.6B).
- The top export destinations of India are the United States (\$42B), the United Arab Emirates (\$30B), Hong Kong (\$13.2B), China (\$8.92B) and the United Kingdom (\$8.57B). The top import origins are China (\$58.4B), the United States (\$21.7B), Hong Kong (\$15.4B), Switzerland (\$14.6B) and South Korea (\$11.6B).
- India borders Afghanistan, Bangladesh, Bhutan, China, Burma, Nepal and Pakistan by land and Indonesia, Sri Lanka, Maldives and Thailand by sea.

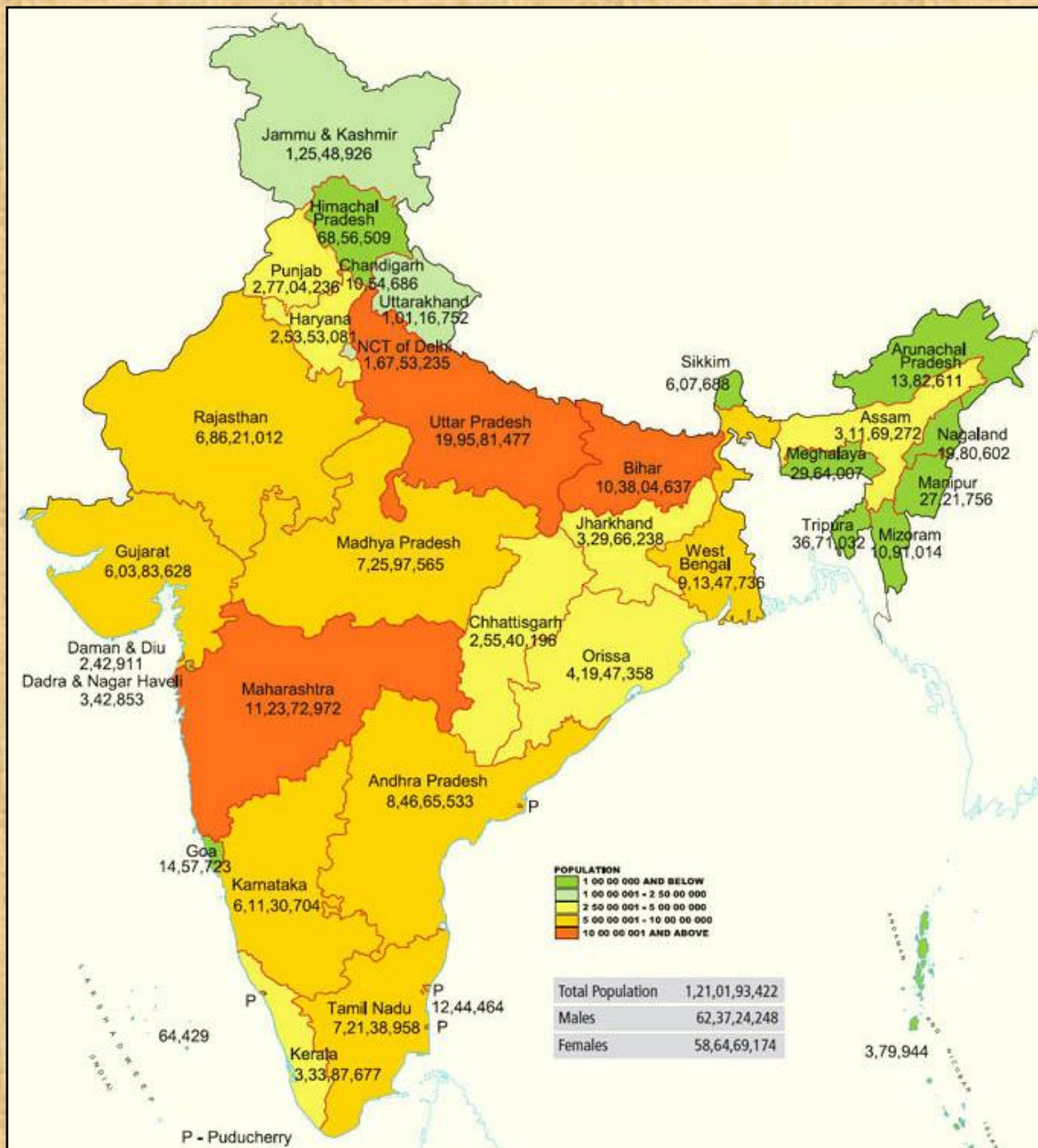
4. India: Neighbouring Countries Map



5. India: Political Map



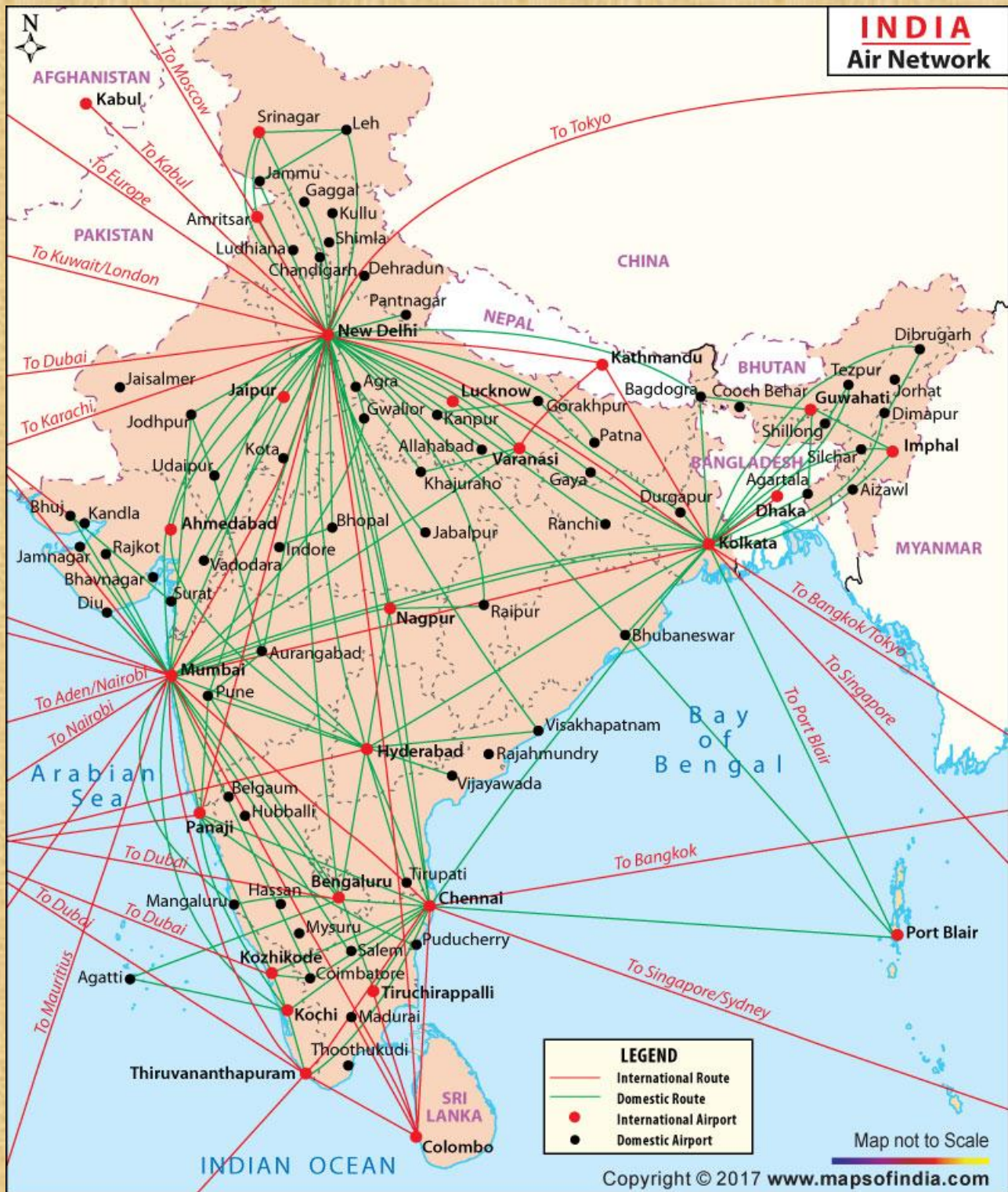
6. India: Population Map



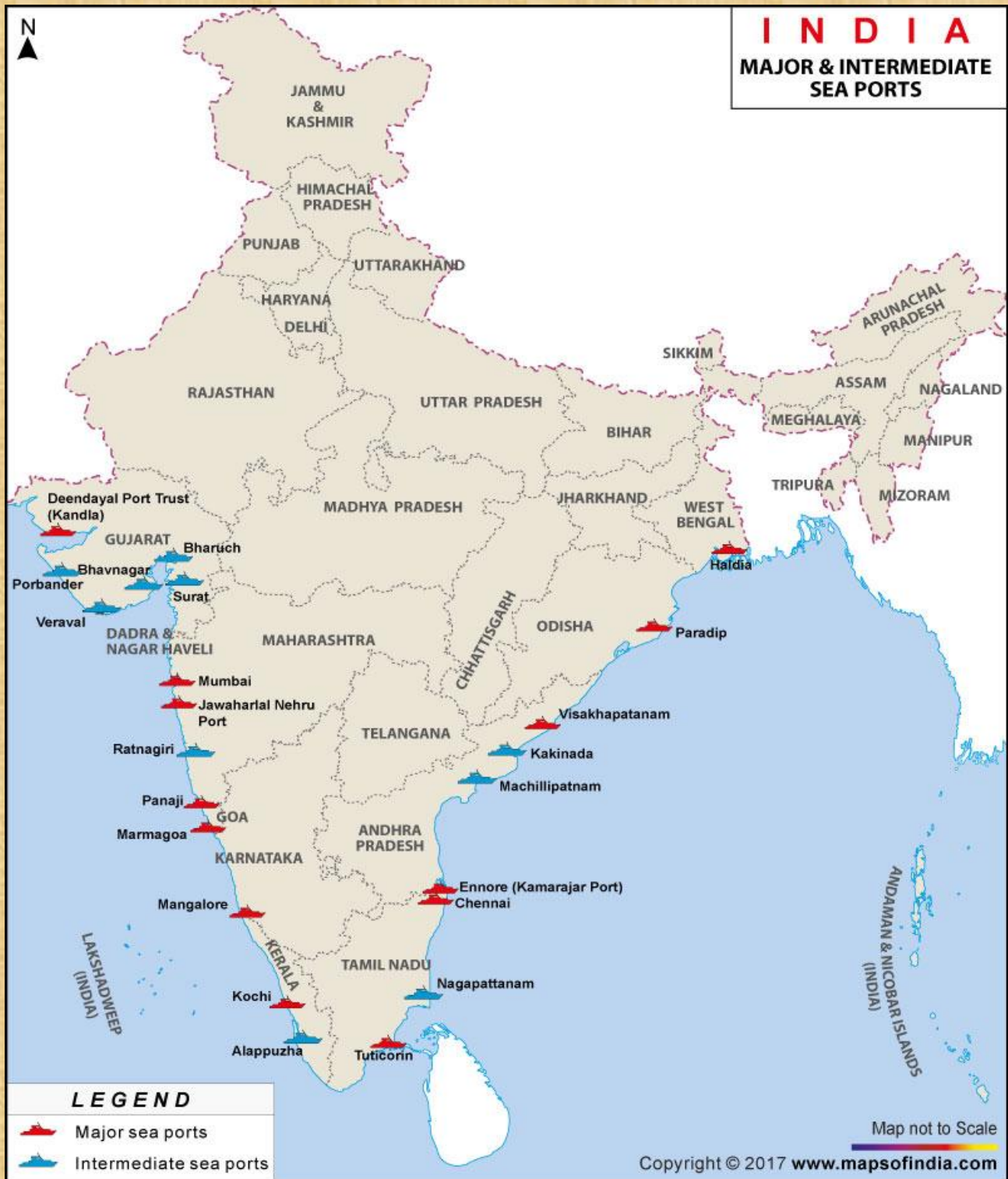
7. India: Climatic Characteristics

Parameter	January	February	March	April	May	June	July	August	September	October	November	December	Yearly Average
Avg. Temperature (°C)	25.2	25.4	25.3	24.2	23.4	23.1	22.4	22.6	23.2	23.7	24	24.3	23.90
Min. Temperature (°C)	17.4	18	18.5	18.3	17.8	17.5	17.1	17	16.9	17.2	17.2	17.2	17.51
Max. Temperature (°C)	33	32.9	32.1	30.1	29	28.7	27.8	28.2	29.5	30.3	30.9	31.4	30.33
Precipitation / Rainfall (mm)	17	38	79	150	159	108	134	175	132	115	68	35	100.83
Relative Humidity (%) at 08.30 hrs. IST	74.77	77.07	55.32	41.4	48.7	75.7	80.5	81.03	80.1	72.68	72.13	82.58	70.16
Mean Monthly Global Solar Radiant Exposure (MJ m⁻² day⁻¹)	16.06	19.01	21.72	23.23	22.55	19.27	16.44	16.44	17.96	17.66	15.96	15.02	18.44

8. India: National & International Air-Ports Map



9. India: Major Sea-Ports Map



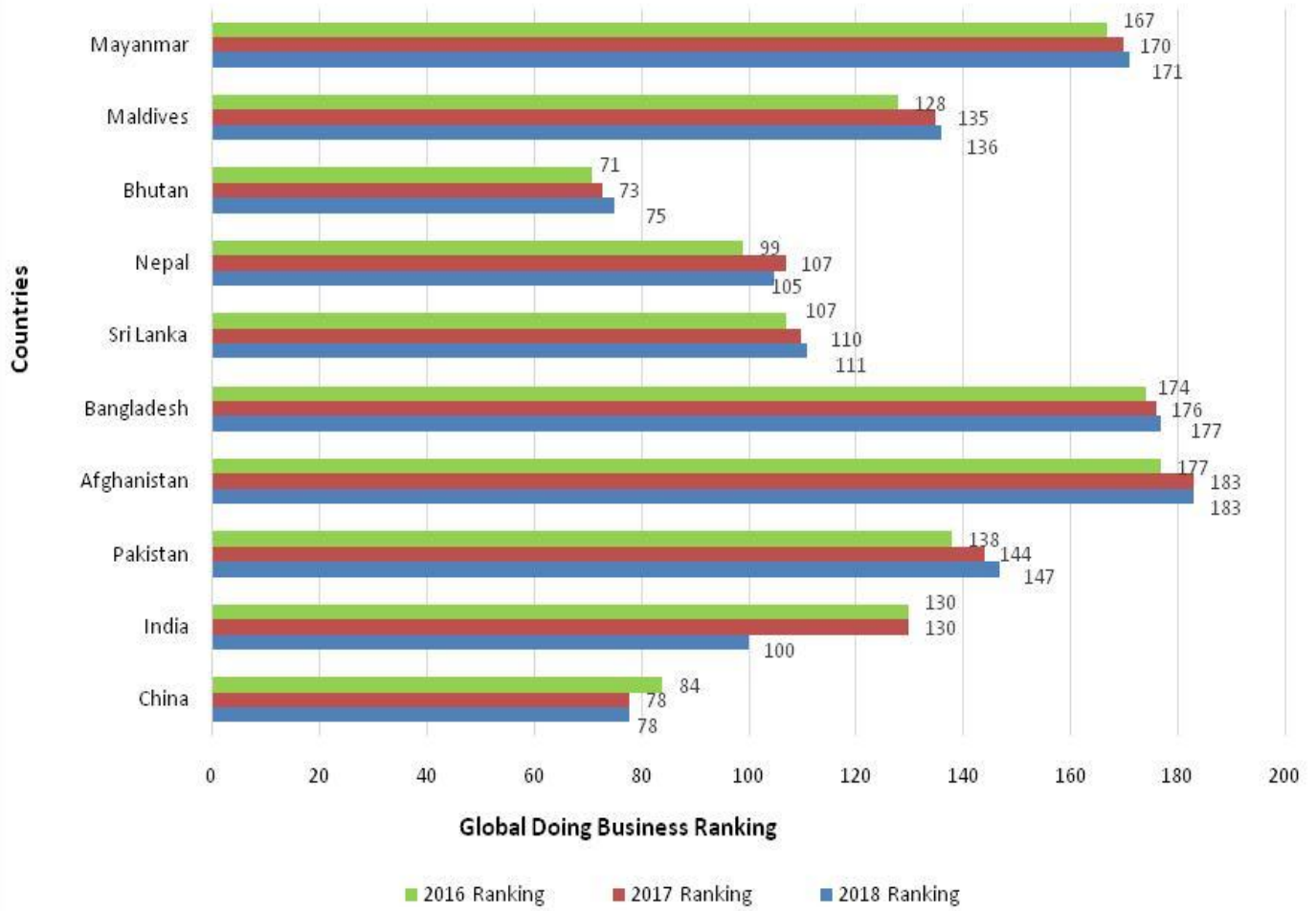
10. Economic Indicators: Comparative Analysis for India with Neighbouring Countries in 2016

Subject Descriptor	Units	China	India	Pakistan	Afghanistan	Sri Lanka	Bangladesh	Nepal	Bhutan	Maldives	Myanmar
Gross domestic product, current prices	U.S. Dollars Billions	11218.28	2256.40	284.19	18.89	82.62	227.901	21.15	2.12	3.38	66.32
Gross domestic product per capita, current prices	U.S. Dollars	8113.26	1723.30	1468.20	565.44	3887.49	1411.04	733.17	2673.53	9554.15	1269.27
Gross domestic product based on purchasing-power-parity (PPP) valuation of country GDP	Current international Dollar Billions	21291.77	8662.35	988.24	64.08	260.59	628.381	71.53	6.51	5.50	304.73
Gross domestic product based on purchasing-power-parity (PPP) per capita GDP	Current international Dollar	15398.58	6615.78	5105.60	1918.60	12262.32	3890.587	2478.94	8227.37	15553.00	5831.82
Gross domestic product based on purchasing-power-parity (PPP) share of world total	Percent	17.76	7.23	0.82	0.05	0.22	0.524	0.06	0.01	0.01	0.25
Inflation, average consumer prices	Index	117.17	130.76	203.83	104.79	111.69	223.936	109.94	225.87	184.68	130.57
Volume of Imports of goods	Percent change	5.47	4.00	12.64	-7.49	9.44	14.486		3.70	4.59	11.46
Volume of exports of goods	Percent change	1.73	5.10	-4.42	14.70	10.91	14.069		-20.29	-16.37	1.87
Population	Persons (in Millions)	1382.71	1309.35	193.56	33.40	21.25	161.513	28.85	0.79	0.35	52.25
General government revenue	Percent of GDP	28.23	21.33	15.25	26.87	13.16	10.4	23.35	29.51	34.59	17.25
General government total expenditure	Percent of GDP	31.95	27.90	19.58	26.72	18.84	13.768	21.99	31.59	42.97	21.83
General government gross debt	Percent of GDP	46.23	69.54	66.89	8.27	77.34	33.082	27.27	110.24	81.51	35.79

11. India: Doing Business Rank

Global Doing Business Ranking for Indian Neighbouring Countries					
Country	2018 Ranking	2017 Ranking	2016 Ranking	% change in 2018 from 2016	% change in 2018 from 2017
China	78	78	84	7.14	0.00
India	100	130	130	23.08	23.08
Pakistan	147	144	138	-6.52	-2.08
Afghanistan	183	183	177	-3.39	0.00
Bangladesh	177	176	174	-1.72	-0.57
Sri Lanka	111	110	107	-3.74	-0.91
Nepal	105	107	99	-6.06	1.87
Bhutan	75	73	71	-5.63	-2.74
Maldives	136	135	128	-6.25	-0.74
Mayanmar	171	170	167	-2.40	-0.59

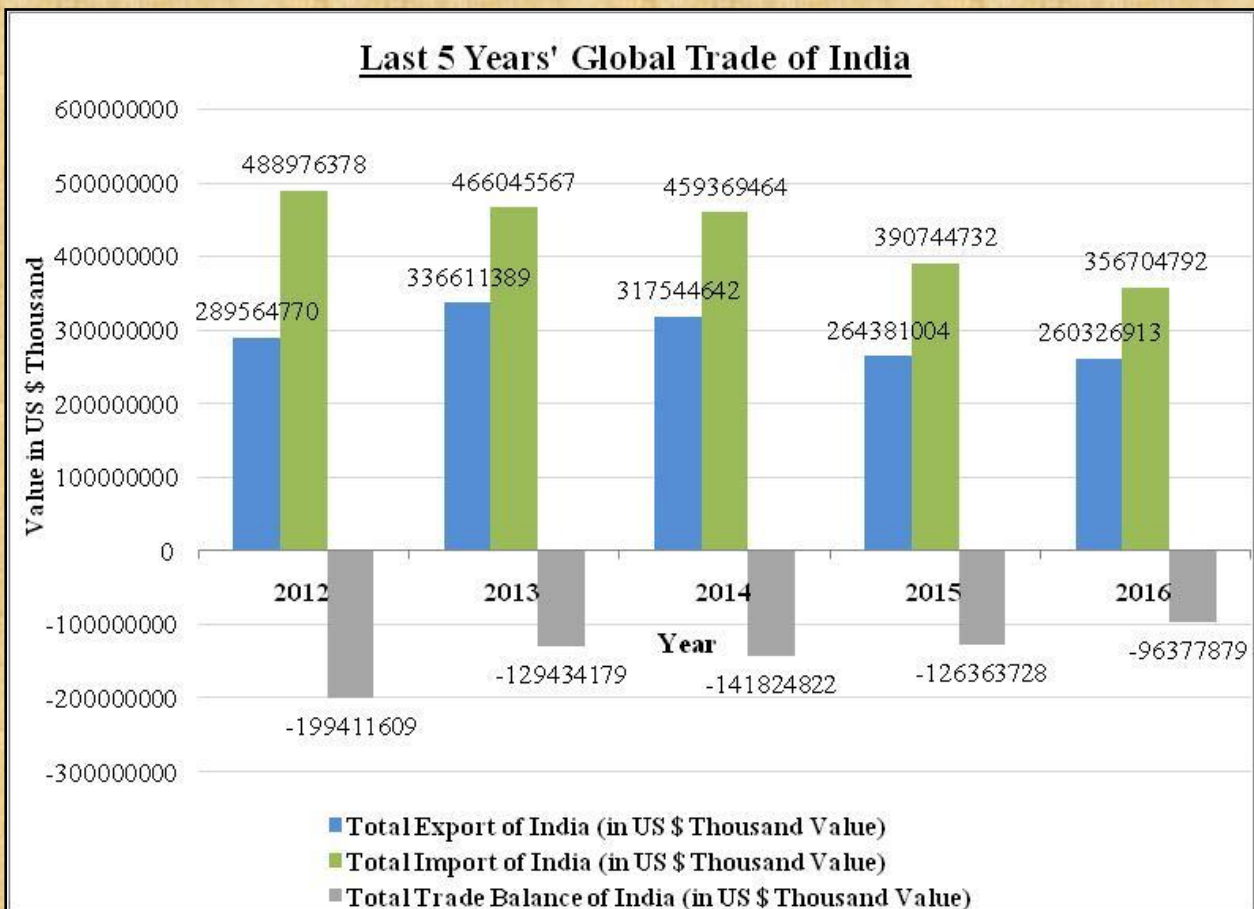
Global Doing Business Ranking for Indian Neighbouring Countries



II. External Trade & CAPEXIL:

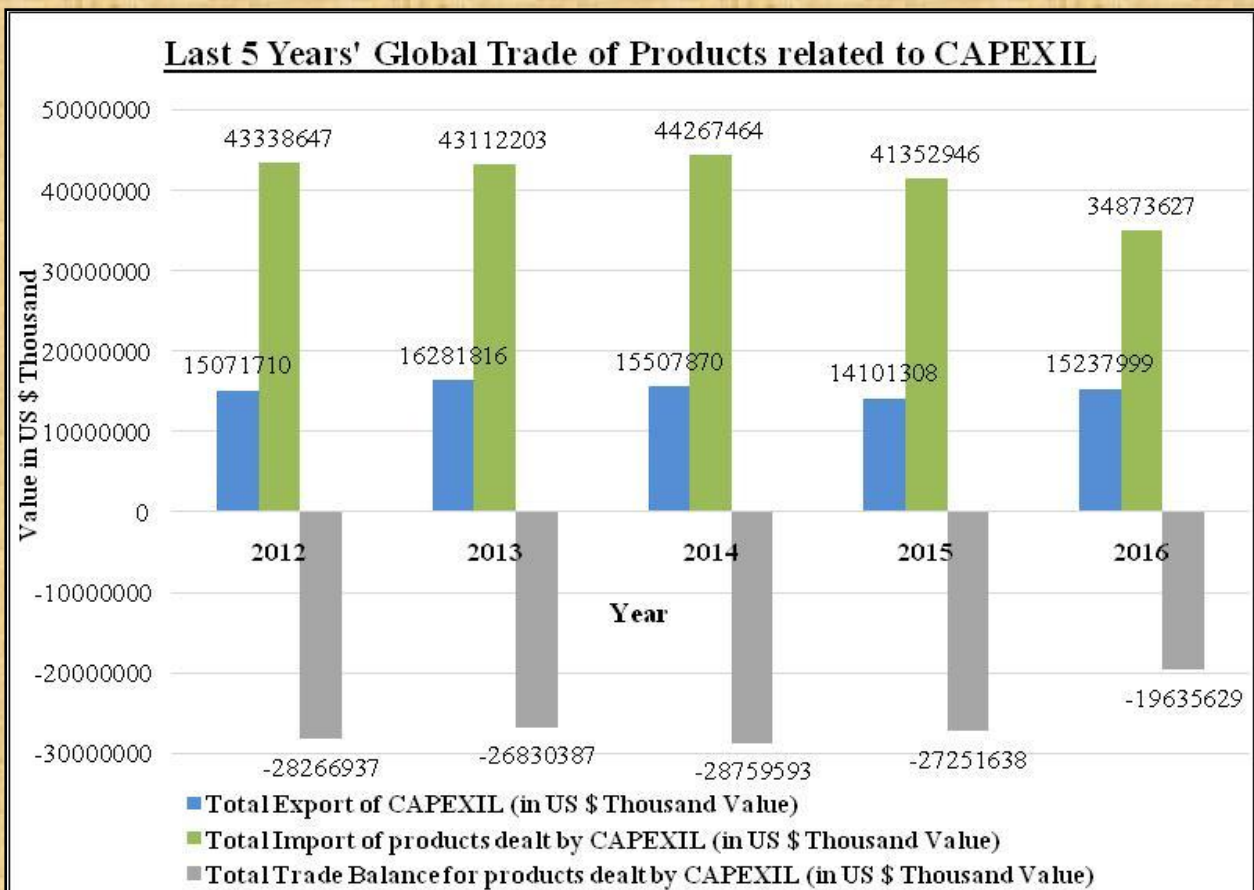
1. Last 5 Years Global Trade of India:

Last 5 Years Global Trade of India			
Year	Export Value in USD Thousand	Import Value in USD Thousand	Balance value in USD Thousand
2012	289564770	488976378	-199411609
2013	336611389	466045567	-129434179
2014	317544642	459369464	-141824822
2015	264381004	390744732	-126363728
2016	260326913	356704792	-96377879



2. Last 5 Years Global Trade of Products related to CAPEXIL

Last 5 Years Global Trade of Products related to CAPEXIL			
Year	Total Export of CAPEXIL (in USD Thousand Value)	Total Import of products dealt by CAPEXIL (in USD Thousand Value)	Total Trade Balance for products dealt by CAPEXIL (in USD Thousand Value)
2012	15071710	43338647	-28266937
2013	16281816	43112203	-26830387
2014	15507870	44267464	-28759593
2015	14101308	41352946	-27251638
2016	15237999	34873627	-19635629

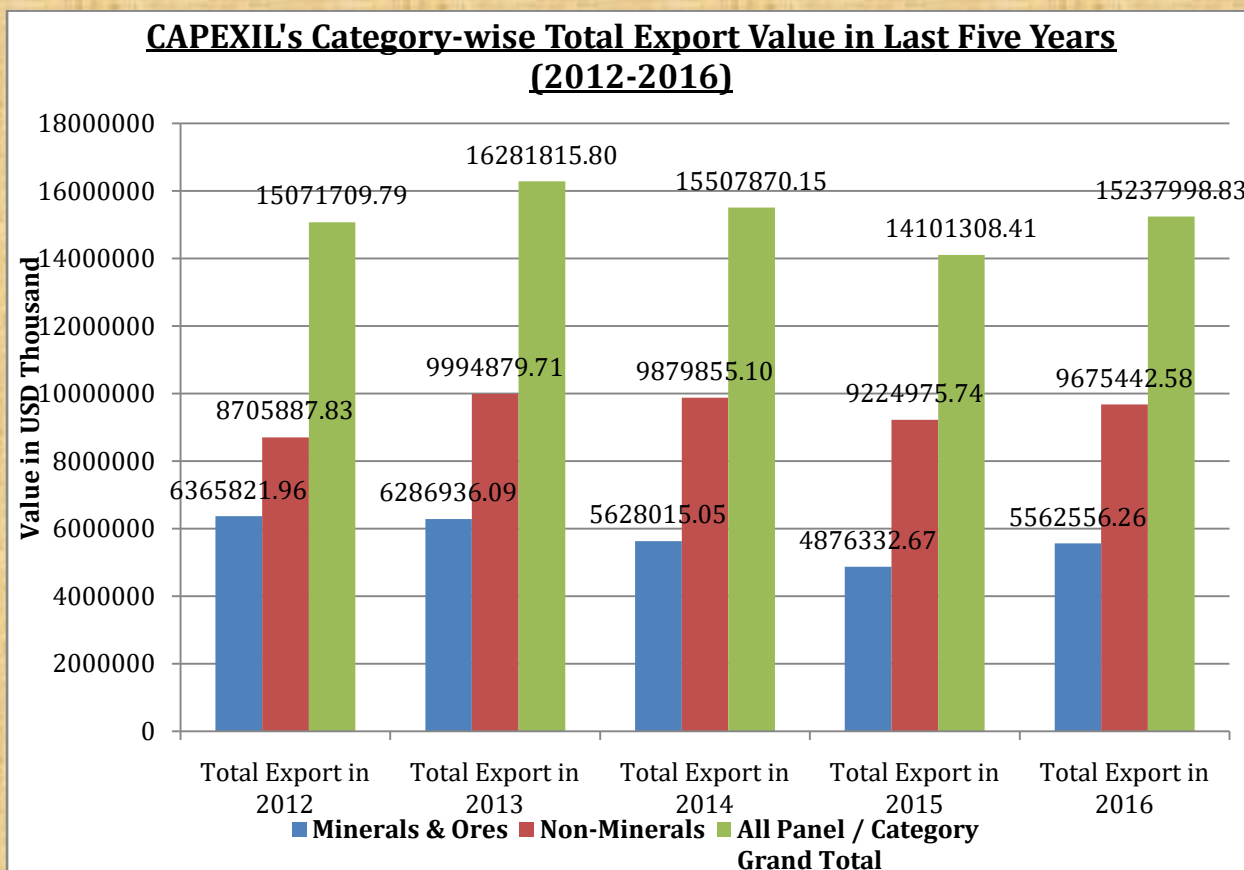


III. Export Trade of CAPEXIL:

1. CAPEXIL's Category-wise Total Export Value in Last Five Years (2012-2016):

Panel / Category (Value in USD Thousand)	Total Export in 2012	Total Export in 2013	Total Export in 2014	Total Export in 2015	Total Export in 2016
Minerals & Ores	6365821.962	6286936.088	5628015.051	4876332.674	5562556.256
Non-Minerals	8705887.829	9994879.707	9879855.097	9224975.74	9675442.577
All Panel / Category Grand Total	15071709.79	16281815.8	15507870.15	14101308.41	15237998.83

Panel / Category (Value in USD Thousand)	Export AGR for Last 2 Years (2016-2015)	Export CAGR for Last 3 Years (2016-2014)	Export CAGR for Last 4 Years (2016-2013)	Export CAGR for Last 5 Years (2016-2012)
Minerals & Ores	↑ 14.07	↓ -0.58	↓ -4.00	↓ -3.32
Non-Minerals	↑ 4.88	↓ -1.04	↓ -1.08	↑ 2.67
All Panel / Category Grand Total	↑ 8.06	↓ -0.87	↓ -2.18	↑ 0.27

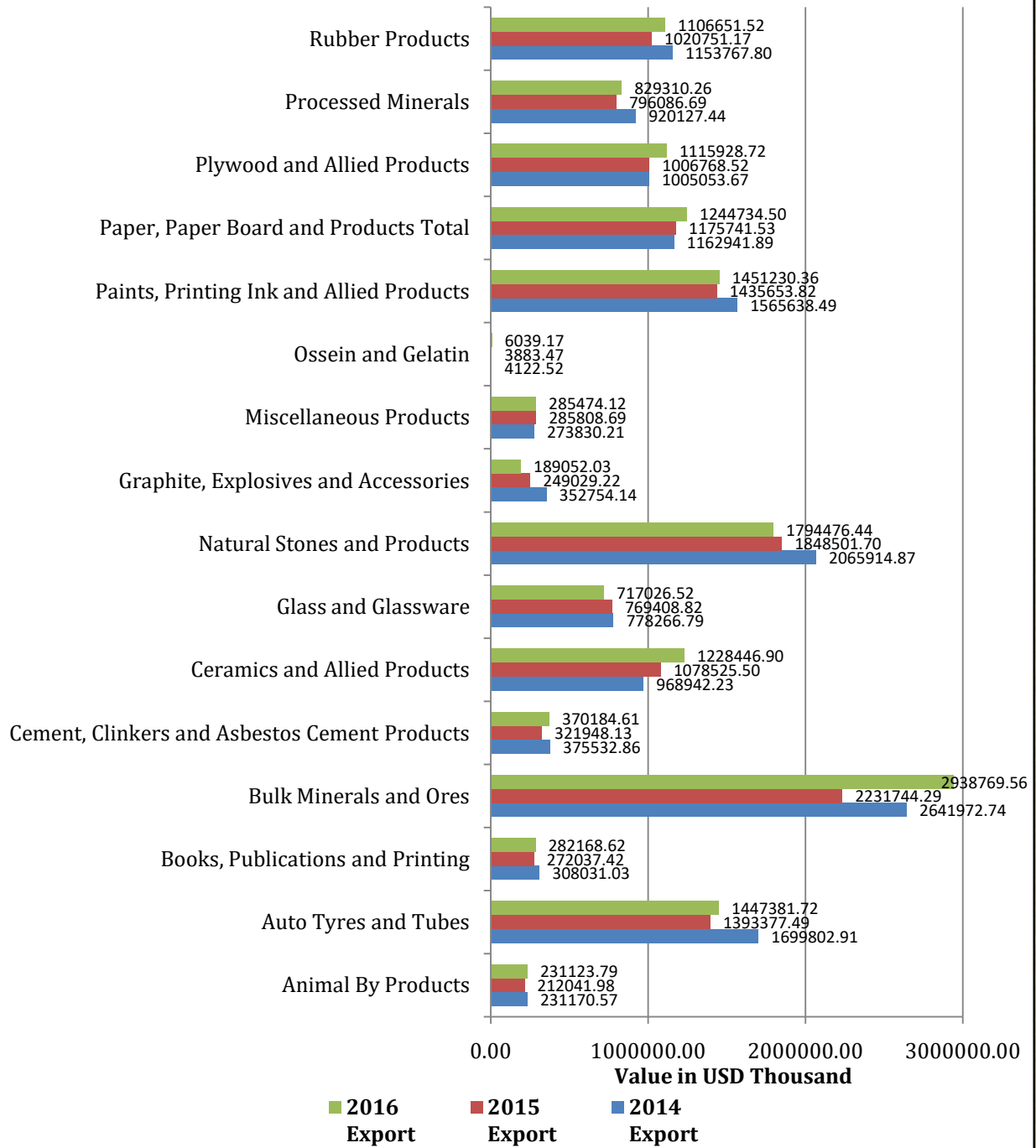


2. CAPEXIL's Panel-wise Total Export Value in Last Five Years (2012-2016)

Panel / Category (Value in USD Thousand)	Total Export in 2012	Total Export in 2013	Total Export in 2014	Total Export in 2015	Total Export in 2016
Minerals & Ores	6365821.96	6286936.09	5628015.05	4876332.67	5562556.26
Bulk Minerals and Ores	3831303.02	3271834.04	2641972.74	2231744.29	2938769.56
Natural Stones and Products	1771689.53	2067089.49	2065914.87	1848501.70	1794476.44
Processed Minerals	762829.41	948012.56	920127.44	796086.69	829310.26
Non-Minerals	8705887.83	9994879.71	9879855.10	9224975.74	9675442.58
Animal By Products	187203.95	270370.29	231170.57	212041.98	231123.79
Auto Tyres and Tubes	1755652.06	1839281.25	1699802.91	1393377.49	1447381.72
Books, Publications and Printing	333261.17	344426.74	308031.03	272037.42	282168.62
Cement, Clinkers and Asbestos Cement Products	227909.45	310906.91	375532.86	321948.13	370184.61
Ceramics and Allied Products	642272.75	771820.94	968942.23	1078525.50	1228446.90
Glass and Glassware	694547.80	808211.47	778266.79	769408.82	717026.52
Graphite, Explosives and Accessories	362592.59	466578.06	352754.14	249029.22	189052.03
Ossein and Gelatin	2988.44	4250.27	4122.52	3883.47	6039.17
Paints, Printing Ink and Allied Products	1422454.07	1565224.66	1565638.49	1435653.82	1451230.36
Paper, Paper Board and Products Total	956502.10	1182740.51	1162941.89	1175741.53	1244734.50
Plywood and Allied Products	850321.02	998988.74	1005053.67	1006768.52	1115928.72
Rubber Products	978948.53	1159292.91	1153767.80	1020751.17	1106651.52
Miscellaneous Products	291233.90	272786.95	273830.21	285808.69	285474.12
All Panel / Category Grand Total	15071709.79	16281815.80	15507870.15	14101308.41	15237998.83

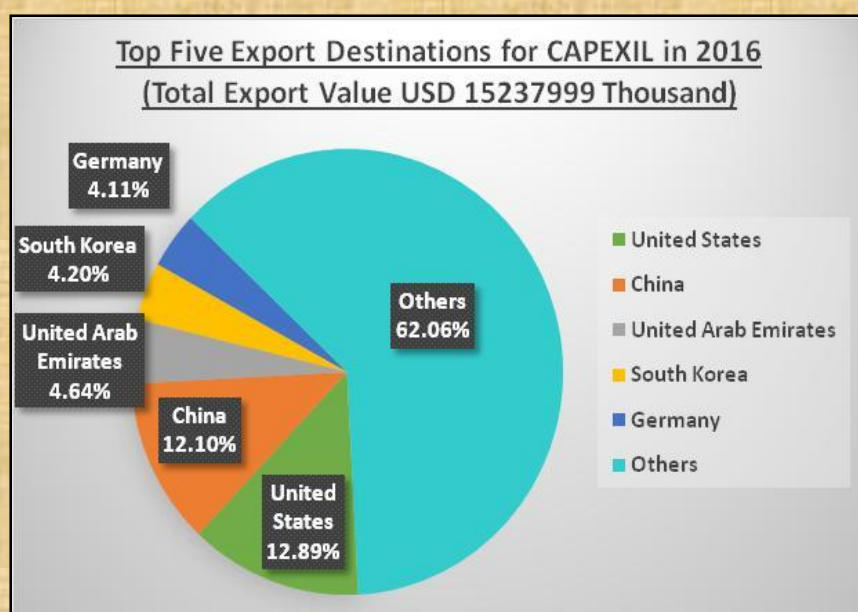
Panel / Category (Value in USD Thousand)	Export AGR for Last 2 Years (2016-2015)	Export CAGR for Last 3 Years (2016-2014)	Export CAGR for Last 4 Years (2016-2013)	Export CAGR for Last 5 Years (2016-2012)
Minerals & Ores	↑ 14	↓ -1	↓ -4	↓ -3
Bulk Minerals and Ores	↑ 32	↑ 5	↓ -4	↓ -6
Natural Stones and Products	↓ -3	↓ -7	↓ -5	↑ 0
Processed Minerals	↑ 4	↓ -5	↓ -4	↑ 2
Non-Minerals	↑ 5	↓ -1	↓ -1	↑ 3
Animal By Products	↑ 9	↓ 0	↓ -5	↑ 5
Auto Tyres and Tubes	↑ 4	↓ -8	↓ -8	↓ -5
Books, Publications and Printing	↑ 4	↓ -4	↓ -6	↓ -4
Cement, Clinkers and Asbestos Cement Products	↑ 15	↓ -1	↑ 6	↑ 13
Ceramics and Allied Products	↑ 14	↑ 13	↑ 17	↑ 18
Glass and Glassware	↓ -7	↓ -4	↓ -4	↑ 1
Graphite, Explosives and Accessories	↓ -24	↓ -27	↓ -26	↓ -15
Ossein and Gelatin	↑ 56	↑ 21	↑ 12	↑ 19
Paints, Printing Ink and Allied Products	↑ 1	↓ -4	↓ -2	↑ 1
Paper, Paper Board and Products Total	↑ 6	↑ 3	↑ 2	↑ 7
Plywood and Allied Products	↑ 11	↑ 5	↑ 4	↑ 7
Rubber Products	↑ 8	↓ -2	↓ -2	↑ 3
Miscellaneous Products	↓ 0	↑ 2	↑ 2	↓ 0
All Panel / Category Grand Total	↑ 8	↓ -1	↓ -2	↑ 0

CAPEXIL's Panel-wise Total Export Value in Last 3 Years (2016-2014)



3. Top Five and Ten Export Destinations for CAPEXIL in 2016:

Top Five Export Destinations for CAPEXIL in 2016 (Total Export Value USD 15237999 Thousand)		
Country	Export Value (USD Thousand)	% Share of Total Export of CAPEXIL
United States	1963715.05	12.89
China	1843711.67	12.10
United Arab Emirates	706950.66	4.64
South Korea	639943.41	4.20
Germany	626420.81	4.11
Others	9457257.22	62.06



Top Ten Export Destinations for CAPEXIL in 2016 (Total Export Value USD 15237999 Thousand)			
Rank	Country	Export Value (USD Thousand)	% Share of Total Export of CAPEXIL
1	United States	1963715.05	12.89
2	China	1843711.67	12.10
3	United Arab Emirates	706950.66	4.64
4	South Korea	639943.41	4.20
5	Germany	626420.81	4.11
6	United Kingdom	530634.23	3.48
7	Saudi Arabia	474228.05	3.11
8	Bangladesh	434657.15	2.85
9	Nepal	425865.02	2.79
10	Sri Lanka	423591.20	2.78
	Others	7168281.58	47.04
	Total	15237998.83	100.00

4. Top Ten Country-wise Top 10 Export Commodities of CAPEXIL in 2016:

Country Name	Top 10 Commodity HSCode (6 Digit)	Top 10 Country-wise Top 10 Export Commodity Description	Panel / Category	Export Value in USD Thousand	% Share of Total Export of CAPEXIL
UNITED STATES OF AMERICA (Rank 1)	680223	SMPLY CUT/SWN GRANITE WTH A FLT/EVN SURFCE	Granite, Natural Stones and Products	213580.24	1.40
	940360	OTHER WOODEN FURNITURE	Plywood and Allied Products	186944.62	1.23
	870880	SUSPENSION SHOCK ABSORBERS	Rubber Products	125959.29	0.83
	442190	*OTHER ARTICLES EXCL CLOTH HANGERS	Plywood and Allied Products	117316.67	0.77
	320417	PIGMENTS AND PREPTNS BASED THEREON	Paints, Printing Ink and Allied Products	89865.98	0.59
	121190	OTHER : SEEDS :	Plywood and Allied Products	89843.24	0.59
	702000	OTHER ARTICLES OF GLSS	Glass and Glassware	82579.51	0.54
	401161	*NEW PNMTC TYRES USED ON AGRIL OR FORESTRY VEHICLES/MACHINES HAVING"HEARING-BONE" OR SIMILAR TREAD.WITH RIM SIZE LESS	Auto Tyres and Tubes	62039.43	0.41
	401699	ARTCLS OF VULCANISED RBR EXCL HRD RBR NES	Rubber Products	34176.04	0.22
	482010	REGISTRS ACCT/NOTE/ORDR/RECPT BOOKS LETR/ MEMO PADS DIARIS AND SMLR ARTCLS OF PAPR	Paper, Paper Board and Products	33293.79	0.22
CHINA (Rank 2)	260111	IRON ORES AND CONCENTRATS NON-AGGLOMERATED OTHER THAN ROASTED IRON PYRITES	Bulk Minerals and Ores	531007.38	3.48
	260112	IRON ORE AND CONCENTRATES AGGLOMERATED	Bulk Minerals and Ores	429637.16	2.82
	251611	GRANITE CRUDE OR ROUGHLY TRIMMED	Granite, Natural Stones and Products	299888.58	1.97
	260600	ALUMINIUM ORES AND CONCENTRATES	Bulk Minerals and Ores	82112.32	0.54
	281820	ALUMINIUM OXIDE OTHER THAN ARTIFICIAL CORUNDUM	Processed Minerals	79833.11	0.52
	251612	GRANITE MERELY CUT INTO BLOCK/SLABS OF RECTANGULAR (INCL SQR) SHAPE	Granite, Natural Stones and Products	68384.09	0.45
	261000	CHROMIUM ORES AND CONCENTRATES	Bulk Minerals and Ores	46539.26	0.31
	250100	SALT (INCL TABLE SALT AND DENATRD SALT) AND PURE SODIM CHLRDE W/N AQS SOLN SEA WTR	Bulk Minerals and Ores	39861.68	0.26
	261400	TITANIUM ORES AND CONCENTRATES	Bulk Minerals and Ores	36628.85	0.24
	260300	COPPER ORES AND CONCENTRATES	Bulk Minerals and Ores	26296.75	0.17
UNITED ARAB EMIRATES (Rank 3)	281820	ALUMINIUM OXIDE OTHER THAN ARTIFICIAL CORUNDUM	Processed Minerals	112570.70	0.74
	401120	NEW PNMTC TYRES USED ON BUSES/LORRIES	Auto Tyres and Tubes	47372.14	0.31
	680223	SMPLY CUT/SWN GRANITE WTH A FLT/EVN SURFCE	Granite, Natural Stones and Products	37225.21	0.24
	482390	OTHRARTCLS OF PAPR PULP PAPERBOARD CELULOSE WADNG OR WEBS OF CEL FIBRS	Paper, Paper Board and Products	30821.09	0.20
	690890	*OTHER GLZD CERMC FLAGS ETC	Ceramics and Allied Products	28601.21	0.19
	251320	EMERY, NATRL CORUNDUM, NATRL GARNET AND OTHR NATRL ABRASIVES CRUDE/IN IRREGULAR PIECES	Ceramics and Allied Products	13600.15	0.09
	310530	DIAMONM HYDRGNORTHPHOSPHT(DIAMONM PHOSPHT)	Miscellaneous Products	12179.15	0.08
	701090	OTHR ARTCLS FOR CNVYNCE/PACKING OF GOODS	Glass and Glassware	11618.46	0.08

	251110	NATURAL BARIUM SULHPATE (BARYTES)	Processed Minerals	11214.67	0.07
	480300	TOILT/FACIAL TISU TOWL/NAPKIN AND SMLR PAPER USD IN HOUSHOLD/SANITARY PURPOSES IN ROLS/SHETS	Paper, Paper Board and Products	11074.79	0.07
SOUTH KOREA (Rank 4)	760110	ALUMINIUM-NOT ALLOYED	Bulk Minerals and Ores	507479.54	3.33
	320417	PIGMENTS AND PREPTNS BASED THEREON	Paints, Printing Ink and Allied Products	25678.33	0.17
	250100	SALT (INCL TABLE SALT AND DENATRD SALT) AND PURE SODIM CHLRDE W/N AQS SOLN SEA WTR	Bulk Minerals and Ores	14148.00	0.09
	854511	ELECTRODES OF A KIND USED FOR FURNACES	Graphite, Explosives and Accessories	9847.87	0.06
	380210	ACTIVATED CARBON	Miscellaneous Products	7272.53	0.05
	690890	*OTHER GLZD CERMC FLAGS ETC	Ceramics and Allied Products	4888.48	0.03
	251320	EMERY, NATRL CORUNDUM, NATRL GARNET AND OTHR NATRL ABRASIVES CRUDE/IN IRREGULAR PIECES	Ceramics and Allied Products	4516.11	0.03
	252610	NATRL STEATITE NOT CRUSHED NOT PWDRD	Processed Minerals	4254.50	0.03
	121190	OTHER : SEEDS :	Plywood and Allied Products	3907.21	0.03
	680223	SMPLY CUT/SWN GRANITE WTH A FLT/EVN SURFCE	Granite, Natural Stones and Products	3425.14	0.02
GERMANY (Rank 5)	321290	OTHR PIGMNTS DYS AND CLRNG MATR	Paints, Printing Ink and Allied Products	65007.84	0.43
	680223	SMPLY CUT/SWN GRANITE WTH A FLT/EVN SURFCE	Granite, Natural Stones and Products	56271.54	0.37
	940360	OTHER WOODEN FURNITURE	Plywood and Allied Products	53950.87	0.35
	401161	*NEW PNMTC TYRES USED ON AGRL OR FORESTRY VEHICLES/MACHINES HAVING"HEARING-BONE" OR SIMILAR TREAD.WITH RIM SIZE LESS	Auto Tyres and Tubes	53678.58	0.35
	320417	PIGMENTS AND PREPTNS BASED THEREON	Paints, Printing Ink and Allied Products	38778.74	0.25
	121190	OTHER : SEEDS :	Plywood and Allied Products	30358.56	0.20
	702000	OTHER ARTICLES OF GLSS	Glass and Glassware	26041.87	0.17
	401699	ARTCLS OF VULCANISED RBR EXCL HRD RBR NES	Rubber Products	24171.75	0.16
	390940	PHENOLIC RESINS	Paints, Printing Ink and Allied Products	19160.77	0.13
	442190	*OTHER ARTICLES EXCL CLOTH HANGERS	Plywood and Allied Products	15411.71	0.10
UNITED KINGDOM (Rank 6)	251620	SANDSTONE	Granite, Natural Stones and Products	84374.36	0.55
	680223	SMPLY CUT/SWN GRANITE WTH A FLT/EVN SURFCE	Granite, Natural Stones and Products	35835.04	0.24
	940360	OTHER WOODEN FURNITURE	Plywood and Allied Products	33551.25	0.22
	401161	*NEW PNMTC TYRES USED ON AGRL OR FORESTRY VEHICLES/MACHINES HAVING"HEARING-BONE" OR SIMILAR TREAD.WITH RIM SIZE LESS	Auto Tyres and Tubes	26682.85	0.18
	251690	OTHER MONUMENTAL OR BUILDING STONE :	Granite, Natural Stones and Products	20151.19	0.13
	482010	REGISTRS ACCT/NOTE/ORDR/RECPT BOOKS LETR/ MEMO PADS DIARIS AND SMLR ARTCLS OF PAPR	Paper, Paper Board and Products	18547.17	0.12
	320417	PIGMENTS AND PREPTNS BASED THEREON	Paints, Printing Ink and Allied Products	17957.24	0.12
	482390	OTHRARTCLS OF PAPR PULP PAPRBORD CELULOSE WADNG OR WEBS OF CEL FIBRS	Paper, Paper Board and Products	17143.13	0.11
	702000	OTHER ARTICLES OF GLSS	Glass and Glassware	16906.32	0.11
	490110	PRINTD BOOKS ETC IN SINGL SHEET W/N FOLDED	Books, Publications and Printing	15152.49	0.10

SAUDI ARABIA (Rank 7)	690890	*OTHER GLZD CERMC FLAGS ETC	Ceramics and Allied Products	164712.65	1.08
	251110	NATURAL BARIUM SULHPATE (BARYTES)	Processed Minerals	63589.04	0.42
	690710	*TILES ETC W/N RCTNGLR THE LRGST SRFC AREA IS CAPBL OF BNG ENCLSD IN SQR < 49 SQ CM	Ceramics and Allied Products	27541.81	0.18
	680223	SMPLY CUT/SWN GRANITE WTH A FLT/EVN SURFCE	Granite, Natural Stones and Products	25418.72	0.17
	401120	NEW PNMTC TYRES USED ON BUSES/LORRIES	Auto Tyres and Tubes	10440.13	0.07
	854511	ELECTRODES OF A KIND USED FOR FURNACES	Graphite, Explosives and Accessories	10400.54	0.07
	690790	*OTHER UNGLAZED TILES,CUBES ETC	Ceramics and Allied Products	9212.93	0.06
	691090	OTHR SANITARY FIXTURES(EXCL OF PORCELAIN)	Ceramics and Allied Products	7990.07	0.05
	482390	OTHRARTCLS OF PAPR PULP PAPRBORD CELULOSE WADNG OR WEBS OF CEL FIBRS	Paper, Paper Board and Products	7774.81	0.05
	320417	PIGMENTS AND PREPTNS BASED THEREON	Paints, Printing Ink and Allied Products	5983.17	0.04
BANGLADESH (Rank 8)	401120	NEW PNMTC TYRES USED ON BUSES/LORRIES	Auto Tyres and Tubes	48141.03	0.32
	252100	LIMESTNE FLUX; LIMESTONE AND OTHR CALCAREOUSSTONE USED FOR MANUFACTURE OF LIME/CEMENT	Bulk Minerals and Ores	45990.69	0.30
	760110	ALUMINIUM-NOT ALLOYED	Bulk Minerals and Ores	44610.78	0.29
	321519	OTHER PRINTING INK	Paints, Printing Ink and Allied Products	20173.25	0.13
	270119	OTHER COAL:	Bulk Minerals and Ores	19624.53	0.13
	251690	OTHER MONUMENTAL OR BUILDING STONE :	Granite, Natural Stones and Products	18464.81	0.12
	251710	PEBBLES GRVL BRKN/CRSHD STONE COMMONLY USDFR CONCRTE AGRGTS FR RO MTLNG/RLY/OTHR BALAST SHINGLE AND FLINT W/N HEAT-TR	Granite, Natural Stones and Products	11146.26	0.07
	320417	PIGMENTS AND PREPTNS BASED THEREON	Paints, Printing Ink and Allied Products	10356.55	0.07
	320619	OTHR CLRNG MATR CNTNG <80% TITNIUM DIOXLDE	Paints, Printing Ink and Allied Products	8865.63	0.06
	481092	MULTIPLY PAPR AND PAPRBORD	Paper, Paper Board and Products	7346.50	0.05
NEPAL (Rank 9)	252310	CEMENT CLINKERS	Cement, Clinkers and Asbestos Cement Products	61882.67	0.41
	482390	OTHRARTCLS OF PAPR PULP PAPRBORD CELULOSE WADNG OR WEBS OF CEL FIBRS	Paper, Paper Board and Products	24084.89	0.16
	701090	OTHR ARTCLES FOR CNVYNCE/PACKING OF GOODS	Glass and Glassware	22445.28	0.15
	690890	*OTHER GLZD CERMC FLAGS ETC	Ceramics and Allied Products	21524.61	0.14
	270119	OTHER COAL:	Bulk Minerals and Ores	20088.10	0.13
	481159	OTHER PAPR AND PAPRBORD COTD IMPRGNTD COVRD WITH PLSTICS (EXCL ADHESV)	Paper, Paper Board and Products	14222.93	0.09
	401110	NEW PNMTC TYRES OF A KND USED ON MOTOR CARS(INCL STATION WAGONS AND RACING CARS	Auto Tyres and Tubes	13008.69	0.09
	481840	*SANTRY TOWLS & TAMPNS NAPKINS & SMLR ARTCL	Paper, Paper Board and Products	12842.36	0.08
	401120	NEW PNMTC TYRES USED ON BUSES/LORRIES	Auto Tyres and Tubes	11785.77	0.08
	480257	OTHER PAPER AND PAPR BORD WGNG 40 G/M2 TO 150 G/M2	Paper, Paper Board and Products	11194.57	0.07

SRI LANKA (Rank 10)	252329	OTHER PORTLAND CEMENT	Cement, Clinkers and Asbestos Cement Products	120382.71	0.79
	252310	CEMENT CLINKERS	Cement, Clinkers and Asbestos Cement Products	45910.98	0.30
	690890	*OTHER GLZD CERMC FLAGS ETC	Ceramics and Allied Products	17591.14	0.12
	481019	PAPR/PAPRBORD OTHER THAN ROLLS/SHEETS	Paper, Paper Board and Products	17380.23	0.11
	480257	OTHER PAPER AND PAPR BORD WGHNG 40 G/M2 TO 150 G/M2	Paper, Paper Board and Products	12772.49	0.08
	300210	*ANTSRA AND OTHR BLD FRCTN;MDFD IMUNLGCL PRDTS W/N BY BITECHNOLGCL PRCES	Animal By Products	11105.57	0.07
	701090	OTHR ARTCLES FOR CNVYNCE/PACKING OF GOODS	Glass and Glassware	10889.58	0.07
	480255	OPTHR PAPR AND PAPRBORD NT CTNG FBRS OBTND BY MCHNCL PRCSS/OF WHCH <=10% BY WT OF TOTAL FBR CNTNT,WGHNG GO G/M2 TO 1	Paper, Paper Board and Products	10515.43	0.07
	480269	PAPER AND PAPERBOARD OTHER THAN ROLL/SHEET OFWHCH >10% BY WT OF TOTL FBR CNTNT.	Paper, Paper Board and Products	9783.04	0.06
	401120	NEW PNMTC TYRES USED ON BUSES/LORRIES	Auto Tyres and Tubes	9725.94	0.06

5. Top 50 Commodities of CAPEXIL based on Export in 2016:

Top 50 Commodity based on Export of CAPEXIL in 2016					
S.NO	Commodity Code (6-Digit HSC)	Commodity Description	Category	Export Value (USD Thousand)	% Share of Total Export of CAPEXIL
1	760110	ALUMINIUM-NOT ALLOYED	Bulk Minerals and Ores	1447135.84	9.50
2	680223	SMPLY CUT/SWN GRANITE WTH A FLT/EVN SURFCE	Granite, Natural Stones and Products	839705.99	5.51
3	320417	PIGMENTS AND PREPTNS BASED THEREON	Paints, Printing Ink and Allied Products	570989.20	3.75
4	260111	IRON ORES AND CONCENTRATS NON-AGGLOMERATED OTHER THAN ROASTED IRON PYRITES	Bulk Minerals and Ores	537277.56	3.53
5	690890	*OTHER GLZD CERMC FLAGS ETC	Ceramics and Allied Products	475256.78	3.12
6	260112	IRON ORE AND CONCENTRATES AGGLOMERATED	Bulk Minerals and Ores	468036.58	3.07
7	940360	OTHER WOODEN FURNITURE	Plywood and Allied Products	428193.98	2.81
8	401161	*NEW PNMTC TYRES USED ON AGRL OR FORESTRY VEHICLES/MACHINES HAVING"HEARING-BONE" OR SIMILAR TREAD.WITH RIM SIZE LESS	Auto Tyres and Tubes	428148.53	2.81
9	401120	NEW PNMTC TYRES USED ON BUSES/LORRIES	Auto Tyres and Tubes	410610.32	2.69
10	281820	ALUMINIUM OXIDE OTHER THAN ARTIFICIAL CORUNDUM	Processed Minerals	389630.38	2.56
11	251611	GRANITE CRUDE OR ROUGHLY TRIMMED	Granite, Natural Stones and Products	379161.23	2.49
12	121190	OTHER : SEEDS :	Plywood and Allied Products	259332.26	1.70
13	482390	OTHRARTCLS OF PAPR PULP PAPRBORD CELULOSE WADNG OR WEBS OF CEL FIBRS	Paper, Paper Board and Products	256193.10	1.68
14	442190	*OTHER ARTICLES EXCL CLOTH HANGERS	Plywood and Allied Products	213913.99	1.40
15	401699	ARTCLS OF VULCANISED RBR EXCL HRD RBR NES	Rubber Products	207498.80	1.36
16	702000	OTHER ARTICLES OF GLSS	Glass and Glassware	193045.31	1.27
17	490110	PRINTD BOOKS ETC IN SINGL SHEET W/N FOLDED	Books, Publications and Printing	187077.54	1.23
18	701090	OTHR ARTCLRS FOR CNVYNCE/PACKING OF GOODS	Glass and Glassware	186115.82	1.22
19	870880	SUSPENSION SHOCK ABSORBERS	Rubber Products	183081.56	1.20
20	252329	OTHER PORTLAND CEMENT	Cement, Clinkers and Asbestos Cement Products	136869.86	0.90
21	251620	SANDSTONE	Granite, Natural Stones and Products	133393.93	0.88
22	252310	CEMENT CLINKERS	Cement, Clinkers and Asbestos Cement Products	125812.94	0.83
23	251110	NATURAL BARIUM SULHPATE (BARYTES)	Processed Minerals	122056.08	0.80
24	250100	SALT (INCL TABLE SALT AND DENATRD SALT) AND PURE SODIM CHLRDE W/N AQS SOLN SEA WTR	Bulk Minerals and Ores	121106.52	0.79
25	854511	ELECTRODES OF A KIND USED FOR FURNACES	Graphite, Explosives and Accessories	120844.06	0.79
26	380210	ACTIVATED CARBON	Miscellaneous Products	115693.91	0.76
27	690710	*TILES ETC W/N RCTNGLR THE LRGST SRFC AREA IS CAPBL OF BNG ENCLSD IN SQR < 49 SQ CM	Ceramics and Allied Products	110982.14	0.73
28	321519	OTHER PRINTING INK	Paints, Printing Ink and Allied Products	108068.71	0.71
29	321290	OTHR PIGMNTS DYS AND CLRNG MATR	Paints, Printing Ink and Allied	105127.47	0.69

			Products		
30	690220	REFRATORY BRCKS BLOCKS ETC CONTNG BY WT> 50% OF ALUMINA,SILICA/OF MIXTURE OF THESE	Ceramics and Allied Products	103090.72	0.68
31	251612	GRANITE MERELY CUT INTO BLOCK/SLABS OF RECTANGULAR (INCL SQR) SHAPE	Granite, Natural Stones and Products	91704.67	0.60
32	481159	OTHER PAPR AND PAPRBORD COTD IMPRGNTD COVRD WITH PLSTICS (EXCL ADHESV)	Paper, Paper Board and Products	90713.34	0.60
33	260600	ALUMINIUM ORES AND CONCENTRATES	Bulk Minerals and Ores	90356.21	0.59
34	251320	EMERY, NATRL CORUNDUM, NATRL GARNET AND OTHR NATRL ABRASIVES CRUDE/IN IRREGULAR PIECES	Ceramics and Allied Products	87468.27	0.57
35	300210	*ANTSRA AND OTHR BLD FRCTN;MDFD IMUNLGCL PRDTS W/N BY BITECHNOLGCL PRCES	Animal By Products	86706.75	0.57
36	401110	NEW PNMTC TYRES OF A KND USED ON MOTOR CARS(INCL STATION WAGONS AND RACING CARS	Auto Tyres and Tubes	85822.19	0.56
37	401192	*OTHER KIND OF TYRES USED ON AGRL OR FORES TRY VEHICLE/MACHINES	Auto Tyres and Tubes	83853.49	0.55
38	261400	TITANIUM ORES AND CONCENTRATES	Bulk Minerals and Ores	83820.34	0.55
39	401693	GASKETS WASHERS AND OTHER SEALS	Rubber Products	78438.28	0.51
40	482010	REGISTRS ACCT/NOTE/ORDR/RECPT BOOKS LETR/ MEMO PADS DIARIS AND SMLR ARTCLS OF PAPR	Paper, Paper Board and Products	78327.39	0.51
41	401199	*OTHR PNMTC TYRES OF RUBBER	Auto Tyres and Tubes	77097.67	0.51
42	250810	BENTONITE	Processed Minerals	75819.14	0.50
43	401194	*OTHER KIND OF TYRES USED ON CONSTRN OR INDUSTRIAL VEHICLES/MACHINES WITH RIM SIZEMORE THAN 61 CWW.	Auto Tyres and Tubes	72792.42	0.48
44	401162	*NEW PNMTC TYRES USED ON CONSTRN OR INDUSTRVEHICLE/MACHINE HAVING"HEARING-BONE" OR SIMILAR TR	Auto Tyres and Tubes	72392.87	0.48
45	401193	*OTHER KIND OF TYRES USED ON CONSTRN OR INDUSTRIAL VEHICLE/MACHINES WITH RIM SIZE LESS THAN 61 CWW.	Auto Tyres and Tubes	71900.35	0.47
46	690790	*OTHER UNGLAZED TILES,CUBES ETC	Ceramics and Allied Products	70871.98	0.47
47	680221	SIMPLY CUT/SAWN MARBLE TRAVERTINE AND ALABASTER WITH A FLAT OR EVEN SURFACE	Granite, Natural Stones and Products	70202.67	0.46
48	251690	OTHER MONUMENTAL OR BUILDING STONE :	Granite, Natural Stones and Products	69599.68	0.46
49	400300	RECLAIMED RUBR IN PRMRY FORMS OR IN PLATES SHEETS OR STRIP	Rubber Products	66510.90	0.44
50	401691	FLOOR COVERINGS AND MATS	Rubber Products	64696.31	0.42

6. Top Ten Export Commodity-wise Top 10 Export Destinations of CAPEXIL in 2016:

Rank	Commodity Name	Commodity Code	Total Export Value (USD Thousand)	% Share of Total Export of CAPEXIL	Top 10 Export Commodity-wise Top 10 Country	Export Value (USD Thousand)	% Share of Total Export of CAPEXIL
1	ALUMINIUM-NOT ALLOYED	760110	1447135.84	9.50	Korea, Rep.	507479.54	3.33
					Malaysia	254052.98	1.67
					Mexico	96999.84	0.64
					Turkey	72329.06	0.47
					Italy	67640.67	0.44
					Other Asia, nes	61110.28	0.40
					Japan	51396.21	0.34
					Bangladesh	44610.78	0.29
					Singapore	43709.83	0.29
					Spain	41015.32	0.27
2	SMPLY CUT/SWN GRANITE WTH A FLT/EVN SURFCE	680223	839705.99	5.51	United States	213580.24	1.40
					Germany	56271.54	0.37
					Turkey	51675.22	0.34
					Vietnam	43529.74	0.29
					United Arab Emirates	37225.21	0.24
					United Kingdom	35835.04	0.24
					Saudi Arabia	25418.72	0.17
					Poland	24728.47	0.16
					Italy	23099.30	0.15
France	21036.60	0.14					
3	PIGMENTS AND PREPTNS BASED THEREON	320417	570989.20	3.75	United States	89865.98	0.59
					Germany	38778.74	0.25
					Netherlands	32615.91	0.21
					Belgium	31589.15	0.21
					Japan	29535.91	0.19
					Korea, Rep.	25678.33	0.17
					Brazil	24667.93	0.16
					Indonesia	20122.49	0.13
					United Kingdom	17957.24	0.12
Turkey	17508.20	0.11					
4	IRON ORES AND CONCENTRATS NON-AGGLOMERATED OTHER THAN ROASTED IRON PYRITES	260111	537277.56	3.53	China	531007.38	3.48
					Japan	5477.10	0.04
					Kenya	504.74	0.00
					Nepal	174.05	0.00
					Saudi Arabia	61.14	0.00
					United Arab Emirates	38.52	0.00
					Finland	11.09	0.00
					Oman	3.41	0.00
					South Africa	0.06	0.00
Canada	0.04	0.00					

5	*OTHER GLZD CERMC FLAGS ETC	690890	475256.78	3.12	Saudi Arabia	164712.65	1.08
					Iraq	35949.14	0.24
					United Arab Emirates	28601.21	0.19
					Oman	25418.42	0.17
					Kuwait	25286.80	0.17
					Nepal	21524.61	0.14
					Sri Lanka	17591.14	0.12
					Yemen	11086.67	0.07
					Kenya	7397.83	0.05
					Qatar	7178.14	0.05
6	IRON ORE AND CONCENTRATES AGGLOMERATED	260112	468036.58	3.07	China	429637.16	2.82
					Oman	27519.32	0.18
					Italy	10593.25	0.07
					Vietnam	286.81	0.00
					Australia	0.03	0.00
					Japan	0.01	0.00
					Saudi Arabia	0.00	0.00
					Iraq	0.00	0.00
					United Arab Emirates	0.00	0.00
					Kuwait	0.00	0.00
7	OTHER WOODEN FURNITURE	940360	428193.98	2.81	United States	186944.62	1.23
					Germany	53950.87	0.35
					France	37117.86	0.24
					United Kingdom	33551.25	0.22
					Netherlands	24360.35	0.16
					Australia	15468.62	0.10
					Canada	15409.21	0.10
					United Arab Emirates	7860.92	0.05
					Poland	4930.91	0.03
Belgium	4516.44	0.03					
8	*NEW PNMTC TYRES USED ON AGRL OR FORESTRY VEHICLES/MACHI NES HAVING"HEARIN G-BONE" OR SIMILAR TREAD.WITH RIM SIZE LESS	401161	428148.53	2.81	United States	62039.43	0.41
					Germany	53678.58	0.35
					France	29743.00	0.20
					Italy	29274.82	0.19
					United Kingdom	26682.85	0.18
					Netherlands	19617.75	0.13
					Spain	13136.01	0.09
					Australia	11941.61	0.08
					Ireland	11038.75	0.07
Belgium	9967.09	0.07					
9	NEW PNMTC TYRES USED ON BUSES/LORRIES	401120	410610.32	2.69	Philippines	48830.26	0.32
					Bangladesh	48141.03	0.32
					United Arab Emirates	47372.14	0.31
					Indonesia	41037.09	0.27
					Ethiopia(excludes Eritrea)	19898.50	0.13
					United States	15792.42	0.10
					Pakistan	13992.81	0.09
					Nepal	11785.77	0.08
Saudi Arabia	10440.13	0.07					

10	ALUMINIUM OXIDE OTHER THAN ARTIFICIAL CORUNDUM	281820	389630.38	2.56	Sri Lanka	9725.94	0.06
					United Arab Emirates	112570.70	0.74
					China	79833.11	0.52
					Iran, Islamic Rep.	71367.11	0.47
					Egypt, Arab Rep.	67129.67	0.44
					Malaysia	23243.03	0.15
					Indonesia	16026.92	0.11
					Other Asia, nes	3792.25	0.02
					United States	3332.15	0.02
					Korea, Rep.	3077.07	0.02
Thailand	2593.58	0.02					

7. Top 10 Export Market Basket Fluctuations for CAPEXIL in Last 5 Years:

Top 10 Export Market Basket Fluctuations for CAPEXIL in Last 5 Years					
Rank of Countries	Top 10 Export Destination Countries in 2016	Top 10 Export Destination Countries in 2015	Top 10 Export Destination Countries in 2014	Top 10 Export Destination Countries in 2013	Top 10 Export Destination Countries in 2012
1	United States	United States	United States	China	China
2	China	China	China	United States	United States
3	United Arab Emirates	United Arab Emirates	United Arab Emirates	United Arab Emirates	Germany
4	Korea, Rep.	Korea, Rep.	Germany	Germany	United Arab Emirates
5	Germany	Germany	Korea, Rep.	Korea, Rep.	Japan
6	United Kingdom	United Kingdom	United Kingdom	United Kingdom	United Kingdom
7	Saudi Arabia	Saudi Arabia	Japan	Japan	Korea, Rep.
8	Bangladesh	Bangladesh	Saudi Arabia	Iran, Islamic Rep.	Bangladesh
9	Nepal	Sri Lanka	Mexico	Saudi Arabia	Saudi Arabia
10	Sri Lanka	Nepal	Iran, Islamic Rep.	Bangladesh	Iran, Islamic Rep.

8. Top 20 Potential Export Countries with Year-wise High Annual Growth Rates for CAPEXIL in Last 5 Years:

Top 20 Potential Export Countries with Yearwise High Annual Growth Rates for CAPEXIL							
Country Name	Annual Growth Rate for Last 2 Year Export (2016-2015)	Country Name	CAGR for Last 3 Year Export (2016-2014)	Country Name	CAGR for Last 4 Year Export (2016-2013)	Country Name	CAGR for Last 5 Year Export (2016-2012)
Bermuda	3458.13	British Virgin Islands	2359.92	Faeroe Islands	765.76	Grenada	139.82
Guinea-Bissau	1293.63	Antigua and Barbuda	573.52	Antigua and Barbuda	121.59	Guinea-Bissau	88.24
Montenegro	297.34	Montserrat	343.13	Tonga	54.60	Cayman Islands	59.56
Lesotho	293.29	Guinea-Bissau	212.72	Maldives	53.72	Swaziland	57.95
Grenada	253.60	Swaziland	122.70	Guinea-Bissau	50.58	Bosnia and Herzegovina	46.72
Yemen	138.48	United States Minor Outlying Islands	113.57	Bolivia	42.42	Bolivia	45.01
Kiribati	131.07	Sao Tome and Principe	104.27	Sao Tome and Principe	38.67	Sao Tome and Principe	33.92
Micronesia, Fed. Sts.	119.33	French Polynesia	97.97	Macedonia, FYR	38.26	Austria	28.77
Austria	118.25	Malaysia	60.48	Micronesia, Fed. Sts.	35.21	Samoa	27.81
Northern Mariana Islands	111.27	Maldives	48.96	Aruba	33.38	Bulgaria	27.73
Gibraltar	79.69	Grenada	48.55	Hungary	32.16	Macao	27.51
Uzbekistan	66.12	St. Lucia	40.73	Austria	28.59	Niger	24.68
East Timor	63.98	Ethiopia(excludes Eritrea)	37.81	Bosnia and Herzegovina	28.50	Hungary	24.51
Seychelles	62.98	Djibouti	37.74	Malaysia	26.01	United States Minor Outlying Islands	24.12
Oman	58.08	Austria	36.86	St. Lucia	23.11	Iraq	22.66
Madagascar	56.66	Bolivia	32.93	Burundi	20.59	Congo, Dem. Rep.	22.19
Bosnia and Herzegovina	52.37	Marshall Islands	32.49	Rwanda	19.87	Oman	21.94
China	45.43	Slovak Republic	32.02	Slovak Republic	18.83	Uzbekistan	20.94
Slovak Republic	45.00	Hungary	30.89	St. Kitts and Nevis	18.51	Kiribati	20.81
Nepal	43.79	Rwanda	25.61	Uganda	18.22	Malaysia	20.46

9. Top 20 Potential Export Commodities with Year-wise High Annual Growth Rates for CAPEXIL in Last 5 Years:

Top 20 Potential Export Commodities with Year-wise High Annual Growth Rates for CAPEXIL

Product ID	Product Name	Panel	Annual Growth Rate for Last 2 Year Export (2016-2015)	Product ID	Product Name	Panel	CAGR for Last 3 Year Export (2016-2014)
260300	COPPER ORES AND CONCENTRATES	Bulk Minerals and Ores	11661644.05	470710	WSTE AND SCRPF OF UNBLECHD KRAFT PAPER OR PAPERBOARD OR CORGTD PAPER/PAPERBOARD	Paper, Paper Board and Products	10326.89
481032	KRFT PAPER AND PAPERBOARD, OTHER THAN FOR WRITING/PRINTING ETC BLEACHED, WOOD CONTAINING FIBRE FROM CHEMICAL PROCESSES IS MORE THAN 95 PERCENT OF THE TOTAL	Paper, Paper Board and Products	168713.64	360100	PROPELLANT POWDERS	Graphite, Explosives and Accessories	1227.24
310390	OTHER MINERALS OF CHEMICAL FERTILISERS PHOSPHATE	Miscellaneous Products	6837.61	481490	OTHER WALLPAPER AND WALLCOVERINGS	Paper, Paper Board and Products	1139.76
481490	OTHER WALLPAPER AND WALLCOVERINGS	Paper, Paper Board and Products	6254.48	310510	GOODS OF THIS CHAPTER IN TABLETS/SIMILAR FORMS/IN PACKAGES OF A GROSS WEIGHT NOT EXCEEDING 10 KG	Miscellaneous Products	818.44
470710	WASTE AND SCRAP OF UNBLEACHED KRAFT PAPER OR PAPERBOARD OR CORRUGATED PAPER/PAPERBOARD	Paper, Paper Board and Products	4160.19	690410	BUILDING BRICKS	Ceramics and Allied Products	656.80
690410	BUILDING BRICKS	Ceramics and Allied Products	3525.87	441114	OF A THICKNESS EXCEEDING 9MM	Plywood and Allied Products	442.99
401211	RETRACED TYRE USED ON MOTOR CARS (INCLUDING STATATION WAGON/RACING CARS)	Auto Tyres and Tubes	3056.63	490600	PLANS AND DRAWINGS FOR ARCHITECTURE, ENGINEERING, IN DISTANCE, COMMERCIAL, TECHNICAL AND SIMILAR PURPOSES; HANDWRITTEN TEXTS; PHOTO REPRODUCTIONS ON SUPPORTS	Books, Publications and Printing	388.37
701341	GLASSWARE OF LEAD CRYSTALLINE FROM TABLET/KITCHEN PURPOSES	Glass and Glassware	2395.31	700991	OTHER UNFRAMED GLASS MIRRORS	Glass and Glassware	217.63
261790	ALL OTHER ORES AND CONCENTRATES	Bulk Minerals and Ores	2140.35	440795	OF ASH (FRAXINUS SPP.)	Plywood and Allied Products	211.46
270220	AGGLOMERATED LIGNITE	Bulk Minerals and Ores	1668.34	701911	CHOPPED STRANDS OF A LENGTH ≤ 50 MM	Glass and Glassware	197.60
441113	OF A THICKNESS EXCEEDING 5MM BUT NOT EXCEEDING 9MM	Plywood and Allied Products	1024.82	441112	OF A THICKNESS NOT EXCEEDING 5MM	Plywood and Allied Products	191.00
441112	OF A THICKNESS NOT EXCEEDING 5MM	Plywood and Allied Products	969.28	480920	SELF COPY PAPER	Paper, Paper Board and Products	177.35
700330	PROFILES	Glass and Glassware	902.13	470730	WASTE AND SCRAP OF OTHER PAPER/PAPERBOARD MADE OF MECHANICAL PULP (E.G. NEWS PAPER, JOURNALS ETC)	Paper, Paper Board and Products	176.64

360490	OTHER PYROTECHNIC ARTICLES EXCL FIREWORKS	Miscellaneous Products	830.06	940591	PARTS OF LAMPS ETC OF GLASS	Glass and Glassware	166.80
470730	WSTE AND SCRPF OF OTHR PAPER/PAPERBOARD MADE OF MECHANICAL PULP(E.G.NEWSPAPER JRNLS ETC)	Paper, Paper Board and Products	726.52	400400	WASTE,PARINGS AND SCRAP OF RUBBER(BESIDES HARDRUBBER) AND POWDER 9 GRNLS OBTAINED THEREFROM	Rubber Products	165.29
700521	COLOURED NON WIRED GLASS(BODY TINTED) OPACIFIED FLASHED/MERELY SURFACE GROUND	Glass and Glassware	725.35	260800	ZINC ORES AND CONCENTRATES	Bulk Minerals and Ores	153.20
440794	OF CHERRY (PRUNUS SPP.)	Plywood and Allied Products	661.88	681091	PREFABRICATED STRUCTURAL COMPONENTS FOR BUILDING/CIVIL ENGINEERING	Cement, Clinkers and Asbestos Cement Products	136.54
700210	GLASS IN BALLS	Glass and Glassware	605.82	400280	MIXTURES OF ANY PRODUCT OF HDG NO 4001 WITH ANY PRODUCT OF THIS HDG	Rubber Products	134.37
250510	SILICA SANDS AND QUARTZ SANDS	Processed Minerals	543.75	250510	SILICA SANDS AND QUARTZ SANDS	Processed Minerals	128.98
441872	*OTHER, MULTILAYER	Plywood and Allied Products	505.01	441113	OF A THICKNESS EXCEEDING 5MM BUT NOT EXCEEDING 9MM	Plywood and Allied Products	128.86

Top 20 Potential Export Commodities with Year-wise High Annual Growth Rates for CAPEXIL

Product ID	Product Name	Panel	CAGR for Last 4 Year Export (2016-2013)	Product ID	Product Name	Panel	CAGR for Last 5 Year Export (2016-2012)
261710	ANTIMONY ORES AND CONCENTRATES	Bulk Minerals and Ores	1387.52	261790	ALL OTHER ORES AND CONCENTRATES	Bulk Minerals and Ores	628.36
481032	KRAFT PAPER AND PAPERBOARD, OTHER THAN FOR WRITING/PRINTING ETC BLEACHED, WOOD CONTAINING FIBRE FROM CHEMICAL PROCESSES IS MORE THAN 95 PERCENT OF THE TOTAL	Paper, Paper Board and Products	600.60	441113	OF A THICKNESS EXCEEDING 5MM BUT NOT EXCEEDING 9MM	Plywood and Allied Products	475.95
360100	PROPELLANT POWDERS	Graphite, Explosives and Accessories	533.54	441193	OF A DENSITY EXCEEDING 0.5 GM/CM ³ BUT NOT EXCEEDING 0.8 GM/CM ³ :	Plywood and Allied Products	374.05
310510	GOODS OF THIS CHAPTER IN TABLETS/SIMILAR FORMS/IN PACKAGES OF A GROSS WEIGHT NOT EXCEEDING 10 KG	Miscellaneous Products	256.73	260300	COPPER ORES AND CONCENTRATES	Bulk Minerals and Ores	355.99
940591	PARTS OF LAMPS ETC OF GLASS	Glass and Glassware	183.43	260800	ZINC ORES AND CONCENTRATES	Bulk Minerals and Ores	299.08
400220	BUTADIENE RUBBER (BR)	Rubber Products	180.20	701400	SIGNALLING GLASSWARE AND OPTICAL ELEMENTS OF GLASS (EXCEPT GOODS OF HDG 7015) NOT OPTICALLY WORKED	Glass and Glassware	239.56
441193	OF A DENSITY EXCEEDING 0.5 GM/CM ³ BUT NOT EXCEEDING 0.8 GM/CM ³ :	Plywood and Allied Products	168.49	481490	OTHER WALLPAPER AND WALLCOVERINGS	Paper, Paper Board and Products	212.19
470730	WASTE AND SCRAP OF OTHER PAPER/PAPERBOARD MADE OF MECHANICAL PULP(E.G.NEWSPAPER JRNLS ETC)	Paper, Paper Board and Products	153.39	481031	KRAFT PAPER AND PAPERBOARD OTHER THAN FOR WRITING/PRINTING ETC BLEACHED WOOD FIBRE FROM CHEMICAL PROCESSES IS > 95% OF THE TOTAL FIBRE AND WEIGHING <	Paper, Paper Board and Products	177.23

441113	OF A THICKNESS EXCEEDING 5MM BUT NOT EXCEEDING 9MM	Plywood and Allied Products	143.83	940591	PARTS OF LAMPS ETC OF GLASS	Glass and Glassware	144.38
470790	OTHER, INCLUDING UNSORTED WASTE AND SCRAP	Paper, Paper Board and Products	140.34	480525	TESTLINER(RECYLED LINER BORD)OF WT>250 G /M2	Paper, Paper Board and Products	128.38
261790	ALL OTHER ORES AND CONCENTRATES	Bulk Minerals and Ores	138.54	260112	IRON ORE AND CONCENTRATES AGGLOMERATED	Bulk Minerals and Ores	127.80
481031	KRFT PAPER AND PAPERBOARD OTHER THAN FOR WRITING ETC BLEACHED WOOD FIBRE FROM WHICH PROCS IS > 95% OF THE TOTAL FIBRE AND WEIGHING <	Paper, Paper Board and Products	138.08	310390	OTHER MINERALS OF CHEMICAL FERTILISERS PHOSPHATE	Miscellaneous Products	126.10
441872	*OTHER, MULTILAYER	Plywood and Allied Products	135.29	701333	OF LEAD CRYSTAL	Glass and Glassware	120.60
440794	OF CHERRY (PRUNUS SPP.)	Plywood and Allied Products	122.86	320720	VITRIFIABLE ENAMEL AND GLAZES ENGOBS(SLIPS) AND SMLR PREPARATIONS	Paints, Printing Ink and Allied Products	120.07
441114	OF A THICKNESS EXCEEDING 9MM	Plywood and Allied Products	114.87	470730	WASTE AND SCRAP OF OTHER PAPER/PAPERBOARD MADE OF MECHANICAL PULP(E.G.NEWS PAPER JRNLS ETC)	Paper, Paper Board and Products	117.26
441840	SHUTTERING FOR CONCRETE CONSTRUCTIONAL WORK	Plywood and Allied Products	112.48	690410	BUILDING BRICKS	Ceramics and Allied Products	111.43
441112	OF A THICKNESS NOT EXCEEDING 5MM	Plywood and Allied Products	98.69	690790	*OTHER UNGLAZED TILES,CUBES ETC	Ceramics and Allied Products	106.68
480830	*OTHER KRAFT PAPER, CREPED OR CRINKLED, WHETHER OR NOT EMBOSSED OR PERFORATED	Paper, Paper Board and Products	94.06	701939	OTHER (WEBS MATTRESSES BOARDS ETC)	Glass and Glassware	106.60
690790	*OTHER UNGLAZED TILES,CUBES ETC	Ceramics and Allied Products	86.90	701911	CHOPPED STRANDS OF A LENGTH <=50 MM	Glass and Glassware	105.24
690410	BUILDING BRICKS	Ceramics and Allied Products	84.83	441192	OF A DENSITY EXCEEDING 0.8 GM/CM3 :	Plywood and Allied Products	102.75

10. Top 50 Export Products with High Revealed Comparative Advantage (RCA) for CAPEXIL in 2016:

Analysis of Top 50 Export Products with High Revealed Comparative Advantage (RCA) for CAPEXIL			
HS Code (6 Digit)	HS Code (6 Digit) Description	Panel	2016 Export RCA for CAPEXIL Products
251620	SANDSTONE	Granite, Natural Stones and Products	67.22
701120	GLASS ENVELOPS FOR CATHODE-RAY TUBES	Glass and Glassware	66.37
251611	GRANITE CRUDE OR ROUGHLY TRIMMED	Granite, Natural Stones and Products	49.47
251320	EMERY, NATRL CORUNDUM, NATRL GARNET AND OTHR NATRL ABRASIVES CRUDE/IN IRREGULAR PIECES	Ceramics and Allied Products	33.15
680223	SMPLY CUT/SWN GRANITE WTH A FLT/EVN SURFCE	Granite, Natural Stones and Products	32.39
681293	COMPRESSED ASBESTOS FIBRE JOINTING, IN SHEETS OR ROLLS	Ceramics and Allied Products	30.61
50610	OSSEIN AND BONES TREATED WITH ACID	Animal By Products	27.07
690710	*TILES ETC W/N RCTNGLR THE LRGST SRFC AREA IS CAPBL OF BNG ENCLSD IN SQR < 49 SQ CM	Ceramics and Allied Products	25.93
440831	VNR SHETS,MRNTI(DRK RD,LGHT RD AND BAKAU)	Plywood and Allied Products	25.56
251690	OTHER MONUMENTAL OR BUILDING STONE :	Granite, Natural Stones and Products	24.41
360500	MTCHS EXCL PYRTCHNC ARTCLS OF HDNG NO 3604	Miscellaneous Products	23.55
251400	SLATE W/N ROUGHLY TRMMD/MERELY CUT BY SAWING/OTHRWSE INTO BLKS/SLBS OF A RCTNGLR AND SQ SHAPE	Granite, Natural Stones and Products	21.78
401192	*OTHER KIND OF TYRES USED ON AGRL OR FORESTRY VEHICLE/MACHINES	Auto Tyres and Tubes	18.56
400300	RECLAIMED RUBR IN PRMRY FORMS OR IN PLATES SHEETS OR STRIP	Rubber Products	18.49
251612	GRANITE MERELY CUT INTO BLOCK/SLABS OF RECTANGULAR (INCL SQR) SHAPE	Granite, Natural Stones and Products	18.35
251110	NATURAL BARIUM SULHPATE (BARYTES)	Processed Minerals	17.59
401161	*NEW PNMTC TYRES USED ON AGRL OR FORESTRY VEHICLES/MACHINES HAVING"HEARING-BONE" OR SIMILAR TREAD.WITH RIM SIZE LESS	Auto Tyres and Tubes	16.53
401162	*NEW PNMTC TYRES USED ON CONSTRN OR INDUSTRVEHICLE/MACHINE HAVING"HEARING-BONE" OR SIMILAR TR	Auto Tyres and Tubes	16.07
320620	PIGMNTS AND PRPTNS BASD ON CHROM COMPND	Paints, Printing Ink and Allied Products	15.91
681320	CONTAINING ASBESTOS:	Ceramics and Allied Products	14.39
320641	ULTRAMARIN AND PRPTNS BASD THEREON	Paints, Printing Ink and Allied Products	13.63
401193	*OTHER KIND OF TYRES USED ON CONSTRN OR INDUSTRIAL VEHICLE/MACHINES WITH RIM SIZE LESS THAN 61 CWW.	Auto Tyres and Tubes	13.41
960630	BUTN MOULDS AND OTHR PRTS OF BUTN;BUTN BLNKS	Animal By Products	11.41
250610	QUARTZ	Processed Minerals	10.49
320417	PIGMENTS AND PREPTNS BASED THEREON	Paints, Printing Ink and Allied Products	10.27
481099	OTHR COATED PAPR AND PPRBRD (NOT MLTIPLY)	Paper, Paper Board and Products	10.05

480210	HAND MADE PAPER AND PAPERBOARD	Paper, Paper Board and Products	9.80
252100	LIMESTONE FLUX; LIMESTONE AND OTHER CALCAREOUS STONE USED FOR MANUFACTURE OF LIME/CEMENT	Bulk Minerals and Ores	9.44
261400	TITANIUM ORES AND CONCENTRATES	Bulk Minerals and Ores	9.37
250810	BENTONITE	Processed Minerals	9.26
250620	QUARTZITE :	Processed Minerals	9.24
121190	OTHER : SEEDS :	Plywood and Allied Products	8.82
490510	GLOBES	Books, Publications and Printing	8.61
252610	NATURAL STEATITE NOT CRUSHED NOT POWDER	Processed Minerals	8.58
252910	FELSPAR	Processed Minerals	8.45
490110	PRINTED BOOKS ETC IN SINGLE SHEET WITH/IN FOLDED	Books, Publications and Printing	8.37
690100	BRICKS, BLOCKS ETC OF SILICEOUS FOSSIL MEAL (KIESELGUHR ETC) / OF SIMILAR SILICEOUS EARTHS	Ceramics and Allied Products	8.16
282410	LEAD MONOXIDE (LITHARGE, MASSICOT)	Paints, Printing Ink and Allied Products	7.64
700232	TUBES OF OTHER GLASSES HAVING A LINEAR COEFFICIENT OF EXPANSION NOT EXCEEDING 5×10^{-6} PER KELVIN WITHIN A TEMPERATURE RANGE OF 0 DEGREE C TO 300 DEGREE C	Glass and Glassware	7.63
480269	PAPER AND PAPERBOARD OTHER THAN ROLL/SHEET OF WHICH >10% BY WEIGHT OF TOTAL FIBRE CONTENT.	Paper, Paper Board and Products	7.46
482020	EXERCISE BOOKS	Paper, Paper Board and Products	7.41
401691	FLOOR COVERINGS AND MATS	Rubber Products	7.12
401320	INNER TUBES OF RUBBER USED ON BICYCLES	Rubber Products	6.84
380210	ACTIVATED CARBON	Miscellaneous Products	6.75
680410	MARBLE AND GRANITE FROM MILLING, GRINDING/PULPING	Granite, Natural Stones and Products	6.44
854511	ELECTRODES OF A KIND USED FOR FURNACES	Graphite, Explosives and Accessories	6.36
401310	INNER TUBES OF MOTOR CARS (INCLUDING STATION WAGONS AND RACING CARS) BUSES /LORRIES	Auto Tyres and Tubes	6.34
702000	OTHER ARTICLES OF GLASS	Glass and Glassware	6.21
760110	ALUMINIUM-NOT ALLOYED	Bulk Minerals and Ores	6.18
282490	OTHER LEAD OXIDES	Paints, Printing Ink and Allied Products	6.17

11. Top 50 Export Countries with High Trade Intensity Index (TII) for CAPEXIL in 2016:

Analysis of Top 50 Export Countries with High Trade Intensity Index for CAPEXIL	
Country Name	2016 Export Trade Intensity Index for the Country for CAPEXIL Products
Nepal	70.99
Bhutan	70.29
Uganda	23.32
Sri Lanka	19.53
Maldives	15.33
Ethiopia(excludes Eritrea)	14.51
Bangladesh	10.89
Kenya	7.04
Tanzania	6.66
Liberia	6.52
Seychelles	6.00
Oman	5.92
Malawi	5.63
United Arab Emirates	5.56
Somalia	5.32
Burundi	5.18
Zambia	5.15
Rwanda	5.14
Nigeria	4.70
Sudan	4.38
Kuwait	4.15
Yemen	3.98
Iran, Islamic Rep.	3.91
Sierra Leone	3.88
Mauritius	3.86
Ghana	3.79
Saudi Arabia	3.66
Burkina Faso	3.63
Madagascar	3.50
Guinea-Bissau	3.26
Bahrain	3.26
Egypt, Arab Rep.	3.18
Afghanistan	3.00
Guinea	2.61
Malaysia	2.48
Togo	2.35
Indonesia	2.30
Cote d'Ivoire	2.30
Benin	2.29
Mozambique	2.19
Mali	2.12
Gambia, The	2.11
Niger	2.04
Congo, Rep.	2.03
Qatar	1.99
Iraq	1.98
Senegal	1.95
Cameroon	1.88
Montenegro	1.74
Fiji	1.70

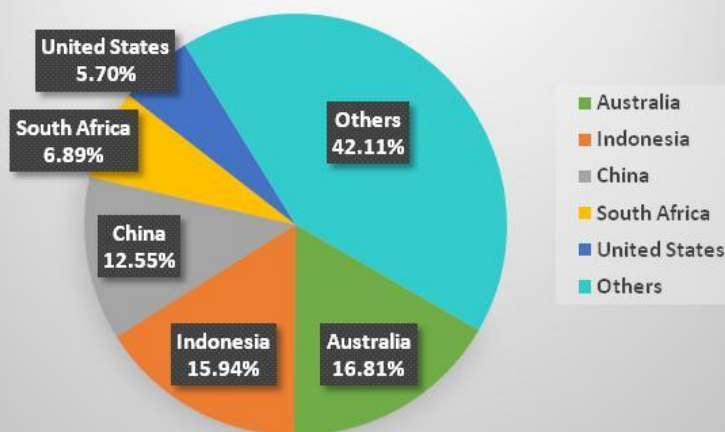
IV. Import Trade of products dealt by CAPEXIL (to have better understanding of global scenario):

1. Top Five and Ten Import Origins for products dealt by CAPEXIL in 2016:

Top Five Import Origins for Products dealt by CAPEXIL in 2016 (Total Import Value USD 34873627 Thousand)

Country	Import Value (USD Thousand)	% Share of Total Import of Products dealt by CAPEXIL
Australia	5862360.94	16.81
Indonesia	5558172.12	15.94
China	4376342.61	12.55
South Africa	2402639.80	6.89
United States	1987385.11	5.70
Others	14686726.85	42.11

Top Five Import Origins for Products dealt by CAPEXIL in 2016 (Total Import Value USD 34873627 Thousand)



Top Ten Import Origins for Products dealt by CAPEXIL in 2016 (Total Import Value USD 34873627 Thousand)

Rank	Country	Import Value (USD Thousand)	% Share of Total Import for Products dealt by CAPEXIL
1	Australia	5862361	16.81
2	Indonesia	5558172	15.94
3	China	4376343	12.55
4	South Africa	2402640	6.89
5	United States	1987385	5.70
6	Russian Federation	1074916	3.08
7	Chile	1002239	2.87
8	Canada	891956	2.56
9	Germany	860348	2.47
10	South Korea	782994	2.25
	Others	10074273	28.89
	Total	34873627	100.00

2. Top Ten Country-wise Top 10 Import Commodities in 2016 dealt by CAPEXIL:

Country Name	Top 10 Commodity HSCode (6 Digit)	Top 10 Country-wise Top 10 Import Commodity Description	Panel / Category	Import Value in USD Thousand	% Share of Total Import of products dealt by CAPEXIL
AUSTRALIA (Rank 1)	270119	OTHER COAL:	Bulk Minerals and Ores	4691340.66	13.45
	260300	COPPER ORES AND CONCENTRATES	Bulk Minerals and Ores	341790.71	0.98
	281820	ALUMINIUM OXIDE OTHER THAN ARTIFICIAL CORUNDUM	Processed Minerals	266398.72	0.76
	270112	BITUMNS COAL W/N PULVRSD BUT NT AGLOMRD	Bulk Minerals and Ores	180224.87	0.52
	260200	MN ORES AND CONCENTRATS INCLDNG FERRUGINS MN ORS AND CONCNRTRS WTH MN CNTNT 20 PERCNTOR MORE CALCULTD ON THE DRY WEI	Bulk Minerals and Ores	79416.24	0.23
	261690	OTHR PRECIOUS METAL ORES AND CONCENTRATES	Bulk Minerals and Ores	62488.82	0.18
	320611	PGMNT AND PRPARTN CNTNNG >= 80% BY WT OF TITANUM DIOXD CLCULTD ON THE DRY WT	Paints, Printing Ink and Allied Products	48980.98	0.14
	261510	ZIRCONIUM ORES AND CONCENTRATES	Bulk Minerals and Ores	48720.40	0.14
	480100	NEWSPRINT IN ROLLS OR SHEETS	Paper, Paper Board and Products	40464.91	0.12
	310530	DIAMONM HYDRGNORTHPHOSPHT(DIAMONM PHOSPHT)	Miscellaneous Products	19492.47	0.06
INDONESIA (Rank 2)	270119	OTHER COAL:	Bulk Minerals and Ores	4175298.67	11.97
	260300	COPPER ORES AND CONCENTRATES	Bulk Minerals and Ores	505387.14	1.45
	270112	BITUMNS COAL W/N PULVRSD BUT NT AGLOMRD	Bulk Minerals and Ores	309849.39	0.89
	261690	OTHR PRECIOUS METAL ORES AND CONCENTRATES	Bulk Minerals and Ores	71313.43	0.20
	480257	OTHER PAPER AND PAPR BORD WGHNG 40 G/M2 TO 150 G/M2	Paper, Paper Board and Products	50073.54	0.14
	481019	PAPR/PAPRBORD OTHER THAN ROLLS/SHEETS	Paper, Paper Board and Products	40178.68	0.12
	320190	OTHER TANNING EXTRACTS	Miscellaneous Products	35985.38	0.10
	700510	NON-WIRED GLASS HAVNG AN ABSQRBENT REFLECTING/NON-REFLECTING LAYER	Glass and Glassware	33438.50	0.10
	480100	NEWSPRINT IN ROLLS OR SHEETS	Paper, Paper Board and Products	23665.94	0.07
	441231	PLYWOOD, VENEERED PANELS AND SIMILAR LAMINATED WOODWITH AT LEAST ONE OUTER PLY OF TROPICAL WOOD	Plywood and Allied Products	23339.10	0.07
CHINA (Rank 3)	310530	DIAMONM HYDRGNORTHPHOSPHT(DIAMONM PHOSPHT)	Miscellaneous Products	889670.21	2.55
	310210	UREA WHETHER OR NOT IN AQUEOUS SOLUTION	Miscellaneous Products	495161.24	1.42
	401120	NEW PNMTC TYRES USED ON BUSES/LORRIES	Auto Tyres and Tubes	201849.22	0.58
	320611	PGMNT AND PRPARTN CNTNNG >= 80% BY WT OF TITANUM DIOXD CLCULTD ON THE DRY WT	Paints, Printing Ink and Allied Products	139969.69	0.40
	390690	OTHER ACRYLIC POLYMERS (EXCL METHACRYLATE)	Paints, Printing Ink and Allied Products	124953.92	0.36
	481019	PAPR/PAPRBORD OTHER THAN ROLLS/SHEETS	Paper, Paper Board and Products	115321.01	0.33

	701810	GLSS BEADS,IMTN PERLS,IMTN PRCS STONES/ SEMI PRCS STONES AND SMLR GLSS SMALLWARES	Glass and Glassware	74355.91	0.21
	940360	OTHER WOODEN FURNITURE	Plywood and Allied Products	72078.30	0.21
	680221	SIMPLY CUT/SAWN MARBLE TRAVERTINE AND ALABASTER WITH A FLAT OR EVEN SURFACE	Granite, Natural Stones and Products	71515.22	0.21
	401110	NEW PNMTC TYRES OF A KIND USED ON MOTOR CARS(INCL STATION WAGONS AND RACING CARS	Auto Tyres and Tubes	62848.08	0.18
SOUTH AFRICA (Rank 4)	270119	OTHER COAL:	Bulk Minerals and Ores	1734117.02	4.97
	270112	BITUMNS COAL W/N PULVRSD BUT NT AGLOMRD	Bulk Minerals and Ores	236622.73	0.68
	260111	IRON ORES AND CONCENTRATS NON-AGGLOMERATED OTHER THAN ROASTED IRON PYRITES	Bulk Minerals and Ores	178439.73	0.51
	260200	MN ORES AND CONCENTRATS INCLDNG FERRUGINS MN ORS AND CONCNRTRS WTH MN CNTNT 20 PERCENTOR MORE CALCULTE ON THE DRY WEI	Bulk Minerals and Ores	115729.56	0.33
	760110	ALUMINIUM-NOT ALLOYED	Bulk Minerals and Ores	33427.29	0.10
	261000	CHROMIUM ORES AND CONCENTRATES	Bulk Minerals and Ores	19003.84	0.05
	320120	WATTLE EXTRACT	Miscellaneous Products	17027.61	0.05
	470790	OTHER, INCLUDING UNSORTED WASTE AND SCRAP	Paper, Paper Board and Products	15000.24	0.04
	261510	ZIRCONIUM ORES AND CONCENTRATES	Bulk Minerals and Ores	10161.23	0.03
	700510	NON-WIRED GLASS HAVNG AN ABSORBENT REFLECTING/NON-REFLECTING LAYER	Glass and Glassware	9355.75	0.03
UNITED STATES OF AMERICA (Rank 5)	470790	OTHER, INCLUDING UNSORTED WASTE AND SCRAP	Paper, Paper Board and Products	289317.65	0.83
	270119	OTHER COAL:	Bulk Minerals and Ores	277377.40	0.80
	310530	DIAMONM HYDRGNORTHPHOSPHT(DIAMONM PHOSPHT)	Miscellaneous Products	175262.76	0.50
	270112	BITUMNS COAL W/N PULVRSD BUT NT AGLOMRD	Bulk Minerals and Ores	103351.72	0.30
	300210	*ANTSRA AND OTHR BLD FRCTN;MDFD IMUNLGCL PRDTS W/N BY BITECHNOLGCL PRCS	Animal By Products	75337.35	0.22
	320611	PGMNT AND PRPARTN CNTNNG >= 80% BY WT OF TITANUM DIOXD CLCULTD ON THE DRY WT	Paints, Printing Ink and Allied Products	73229.43	0.21
	700220	RODS	Glass and Glassware	71783.69	0.21
	481019	PAPR/PAPRBORD OTHER THAN ROLLS/SHEETS	Paper, Paper Board and Products	46523.36	0.13
	401693	GASKETS WASHERS AND OTHER SEALS	Rubber Products	37939.89	0.11
	401699	ARTCLS OF VULCANISED RBR EXCL HRD RBR NES	Rubber Products	37845.45	0.11
RUSSIAN FEDERATION (Rank 6)	270119	OTHER COAL:	Bulk Minerals and Ores	211236.15	0.61
	480100	NEWSPRINT IN ROLLS OR SHEETS	Paper, Paper Board and Products	208947.46	0.60
	310420	POTASSIUM CHLORIDE	Miscellaneous Products	188846.40	0.54
	270111	ANTHRCITE COAL W/N PULVRSD BUT NT AGLOMRD	Bulk Minerals and Ores	78043.20	0.22
	310530	DIAMONM HYDRGNORTHPHOSPHT (DIAMONM PHOSPHT)	Miscellaneous Products	61385.50	0.18
	400231	ISOBUTENE-ISOPRENE(BUTYL) RUBBER (IIR)	Rubber Products	56858.29	0.16
	310230	AMMONIUM NITRATE W/N IN AQUEOUS SOLUTION	Miscellaneous Products	47722.86	0.14
	310520	MINRL/CHEMCL FERTLSRS CONTNG THE THREE FRTLSNG ELMNTS NITROGN PHOSPHRS AND POTASIMUM	Miscellaneous Products	46765.77	0.13
	310210	UREA WHETHER OR NOT IN AQUEOUS SOLUTION	Miscellaneous Products	26867.52	0.08

	400239	HALO-ISOBUTENE-ISOPRENE RUBR (CIIR/BIIR)	Rubber Products	21264.07	0.06
CHILE (Rank 7)	260300	COPPER ORES AND CONCENTRATES	Bulk Minerals and Ores	890236.49	2.55
	261690	OTHR PRECIOUS METAL ORES AND CONCENTRATES	Bulk Minerals and Ores	37135.65	0.11
	270119	OTHER COAL:	Bulk Minerals and Ores	31185.50	0.09
	261310	MOLYBDNUM ORES AND CONCENTRATES ROASTED	Bulk Minerals and Ores	28417.50	0.08
	310590	OTHER MINRL/CHEMCL FERTLSRS	Miscellaneous Products	6443.74	0.02
	261610	SILVER ORES AND CONCENTRATES	Bulk Minerals and Ores	6345.09	0.02
	261390	OTHER MOLYBDENUM ORES AND CONCENTRATES	Bulk Minerals and Ores	740.33	0.00
	480100	NEWSPRINT IN ROLLS OR SHEETS	Paper, Paper Board and Products	372.82	0.00
	310420	POTASSIUM CHLORIDE	Miscellaneous Products	292.98	0.00
	440710	*SAWN OR CHIPPED WOOD CONIFEROUS	Plywood and Allied Products	213.26	0.00
CANADA (Rank 8)	270119	OTHER COAL:	Bulk Minerals and Ores	262741.27	0.75
	310420	POTASSIUM CHLORIDE	Miscellaneous Products	233690.62	0.67
	480100	NEWSPRINT IN ROLLS OR SHEETS	Paper, Paper Board and Products	169604.82	0.49
	260300	COPPER ORES AND CONCENTRATES	Bulk Minerals and Ores	80403.94	0.23
	261210	URANIUM ORES & CONCENTRATES	Bulk Minerals and Ores	79818.35	0.23
	261690	OTHR PRECIOUS METAL ORES AND CONCENTRATES	Bulk Minerals and Ores	12269.67	0.04
	281820	ALUMINIUM OXIDE OTHER THAN ARTIFICIAL CORUNDUM	Processed Minerals	6364.31	0.02
	320611	PGMNT AND PRPARTN CNTNNG >= 80% BY WT OF TITANUM DIOXD CLCULTD ON THE DRY WT	Paints, Printing Ink and Allied Products	5741.80	0.02
	380290	OTHER(ACTVTD NATRL MNRL PRDCTS ETC)	Processed Minerals	4781.08	0.01
	470790	OTHER, INCLUDING UNSORTED WASTE AND SCRAP	Paper, Paper Board and Products	4156.66	0.01
GERMANY (Rank 9)	300210	*ANTSRA AND OTHR BLD FRCTN;MDFD IMUNLGCL PRDTS W/N BY BITECHNOLGCL PRCES	Animal By Products	45845.15	0.13
	440710	*SAWN OR CHIPPED WOOD CONIFEROUS	Plywood and Allied Products	40899.18	0.12
	401693	GASKETS WASHERS AND OTHER SEALS	Rubber Products	34081.79	0.10
	390690	OTHER ACRYLIC POLYMERS (EXCL METHACRYLATE)	Paints, Printing Ink and Allied Products	29522.46	0.08
	310420	POTASSIUM CHLORIDE	Miscellaneous Products	29223.85	0.08
	401699	ARTCLS OF VULCANISED RBR EXCL HRD RBR NES	Rubber Products	27373.66	0.08
	390730	EPOXIDE RESINS	Paints, Printing Ink and Allied Products	23721.65	0.07
	481190	OTHER PAPER, PAPERBOARD, CELLULOSE WADDING AND WEBS OF CELLULOSE FIBRES :	Paper, Paper Board and Products	23358.11	0.07
	870880	SUSPENSION SHOCK ABSORBERS	Rubber Products	18885.01	0.05
	401110	NEW PNMTY TYRES OF A KND USED ON MOTOR CARS(INCL STATION WAGONS AND RACING CARS	Auto Tyres and Tubes	17106.36	0.05
SOUTH KOREA (Rank 10)	480100	NEWSPRINT IN ROLLS OR SHEETS	Paper, Paper Board and Products	182127.71	0.52
	400219	OTHR STYRENE-BUTADIENE RUBR (SBR) CRBOXLATED STYRENE- BUTADIENE RUBR (XSBR)	Rubber Products	104622.28	0.30
	481019	PAPR/PAPRBORD OTHER THAN ROLLS/SHEETS	Paper, Paper Board and Products	65528.23	0.19
	400220	BUTADIENE RUBBER (BR)	Rubber Products	38287.36	0.11
	390730	EPOXIDE RESINS	Paints, Printing Ink and Allied Products	27034.94	0.08

400259	OTHR ACRYLONITRILE-BUTADIENE RUBR (NBR)	Rubber Products	23871.51	0.07
401699	ARTCLS OF VULCANISED RBR EXCL HRD RBR NES	Rubber Products	23427.08	0.07
390690	OTHER ACRYLIC POLYMERS (EXCL METHACRYLATE)	Paints, Printing Ink and Allied Products	21946.73	0.06
300210	*ANTSRA AND OTHR BLD FRCTN;MDFD IMUNLGCL PRDTS W/N BY BITECHNOLGCL PRCES	Animal By Products	17647.99	0.05
321410	GLAZIERS PUTTY, GRFTNG PUTTY RESIN CEMNTS,CAULKNG CMPDS AND OTHR MASTICS;PAINTERS FILLINGS.	Paints, Printing Ink and Allied Products	16176.50	0.05

3. Top 50 Commodities based on Import in 2016 dealt by CAPEXIL:

Top 50 Commodity based on Import of products dealt by CAPEXIL in 2016

S.NO	Commodity Code (6-Digit HSC)	Commodity Description	Category	Import Value (USD Thousand)	% Share of Total Import of products dealt by CAPEXIL
1	270119	OTHER COAL:	Bulk Minerals and Ores	11734262.38	33.65
2	260300	COPPER ORES AND CONCENTRATES	Bulk Minerals and Ores	2458412.17	7.05
3	310530	DIAMONM HYDRGNORTHPHOSPHT(DIAMONM PHOSPHT)	Miscellaneous Products	1690540.72	4.85
4	310210	UREA WHETHER OR NOT IN AQUEOUS SOLUTION	Miscellaneous Products	1455590.25	4.17
5	310420	POTASSIUM CHLORIDE	Miscellaneous Products	983421.77	2.82
6	270112	BITUMNS COAL W/N PULVRSD BUT NT AGLOMRTD	Bulk Minerals and Ores	868300.00	2.49
7	480100	NEWSPRINT IN ROLLS OR SHEETS	Paper, Paper Board and Products	844266.06	2.42
8	470790	OTHER, INCLUDING UNSORTED WASTE AND SCRAP	Paper, Paper Board and Products	650854.73	1.87
9	281820	ALUMINIUM OXIDE OTHER THAN ARTIFICIAL CORUNDUM	Processed Minerals	415637.77	1.19
10	390690	OTHER ACRYLIC POLYMERS (EXCL METHACRYLATE)	Paints, Printing Ink and Allied Products	402088.95	1.15
11	320611	PGMNT AND PRPARTN CNTNNG >= 80% BY WT OF TITANUM DIOXD CLCULTD ON THE DRY WT	Paints, Printing Ink and Allied Products	397022.05	1.14
12	480257	OTHER PAPER AND PAPER BOARD WGHNG 40 G/M2 TO 150 G/M2	Paper, Paper Board and Products	323538.46	0.93
13	760110	ALUMINIUM-NOT ALLOYED	Bulk Minerals and Ores	318286.05	0.91
14	481019	PAPER/PAPERBOARD OTHER THAN ROLLS/SHEETS	Paper, Paper Board and Products	310187.61	0.89
15	252100	LIMESTNE FLUX; LIMESTONE AND OTHR CALCAREOUSSTONE USED FOR MANUFACTURE OF LIME/CEMENT	Bulk Minerals and Ores	288786.57	0.83
16	300210	*ANTSRA AND OTHR BLD FRCTN;MDFD IMUNLGCL PRDTS W/N BY BITECHNOLGCL PRCES	Animal By Products	248434.98	0.71
17	401699	ARTCLS OF VULCANISED RBR EXCL HRD RBR NES	Rubber Products	246862.91	0.71
18	260200	MN ORES AND CONCENTRATS INCLDNG FERRUGINS MN ORS AND CONCNRTRS WTH MN CNTNT 20 PERCNTOR MORE CALCULTD ON THE DRY WEI	Bulk Minerals and Ores	241533.72	0.69
19	401693	GASKETS WASHERS AND OTHER SEALS	Rubber Products	235245.62	0.67
20	401120	NEW PNMTY TYRES USED ON BUSES/LORRIES	Auto Tyres and Tubes	231066.48	0.66
21	261690	OTHR PRECIOUS METAL ORES AND CONCENTRATES	Bulk Minerals and Ores	229843.88	0.66
22	400219	OTHR STYRENE-BUTADIENE RUBR(SBR) CRBOXLATED STYRENE-BUTADIENE RUBR(XSBR)	Rubber Products	218927.67	0.63
23	251512	MARBLE AND TRAVERTINE MERELY CUT BY SAWING/ OTHRWISE INTO RECTNGLR/SQ SHAPE BLKS/SLBS	Granite, Natural Stones and Products	213643.59	0.61
24	260111	IRON ORES AND CONCENTRATS NON-AGGLOMERATED OTHER THAN ROASTED IRON PYRITES	Bulk Minerals and Ores	212494.23	0.61
25	401110	NEW PNMTY TYRES OF A KND USED ON MOTOR CARS(INCL STATION WAGONS AND RACING CARS	Auto Tyres and Tubes	196190.54	0.56
26	261210	URANIUM ORES & CONCENTRATES	Bulk Minerals and Ores	172871.64	0.50

27	680221	SIMPLY CUT/SAWN MARBLE TRAVERTINE AND ALABASTER WITH A FLAT OR EVEN SURFACE	Granite, Natural Stones and Products	168439.24	0.48
28	390730	EPOXIDE RESINS	Paints, Printing Ink and Allied Products	153819.36	0.44
29	481190	OTHER PAPER, PAPERBOARD, CELLULOSE WADDING AND WEBS OF CELLULOSE FIBRES :	Paper, Paper Board and Products	151847.25	0.44
30	940360	OTHER WOODEN FURNITURE	Plywood and Allied Products	124213.27	0.36
31	321519	OTHER PRINTING INK	Paints, Printing Ink and Allied Products	115711.53	0.33
32	400220	BUTADIENE RUBBER (BR)	Rubber Products	114073.14	0.33
33	440729	OTHER :	Plywood and Allied Products	109235.11	0.31
34	270111	ANTHRACITE COAL W/N PULVRSD BUT NT AGLOMRD	Bulk Minerals and Ores	104763.16	0.30
35	400239	HALO-ISOBUTENE-ISOPRENE RUBR (CIIR/BIIR)	Rubber Products	104510.11	0.30
36	381600	REFRACTORY CEMENT-CORTARS- CONCRETES AND SMLRCMPSTNS OTHR THN PRDCTS OF HDG NO. 3801	Cement, Clinkers and Asbestos Cement Products	104169.09	0.30
37	490199	OTHR PRINTD BOOKS ETC OF HD NO. 4901	Books, Publications and Printing	102629.18	0.29
38	320890	OTHR PAINT VARNSH(INCL ENML AND LACQR) BSD ON SYNTIC PLYMR/CHMLY MDFD NATRL PLYMR ETC	Paints, Printing Ink and Allied Products	101952.63	0.29
39	680422	MILLSTONES GRNDSTONES GRNDNG WHEELS ETC OFOTHR AGGLOMERATED ABRASIVES/OF CERAMICS	Ceramics and Allied Products	99768.79	0.29
40	260600	ALUMINIUM ORES AND CONCENTRATES	Bulk Minerals and Ores	99278.53	0.28
41	310520	MINRL/CHEMCL FERTLSRS CONTNG THE THREE FRTLNG ELMNTS NITROGN PHOSPHRS AND POTASIAM	Miscellaneous Products	98496.04	0.28
42	400231	ISOBUTENE-ISOPRENE(BUTYL) RUBBER (IIR)	Rubber Products	97135.09	0.28
43	440890	VENNER SHTS PLYSHTS ETC OF OTHER WOOD	Plywood and Allied Products	89516.86	0.26
44	701810	GLSS BEADS,IMTN PERLS,IMTN PRCS STONES/ SEMI PRCS STONES AND SMLR GLSS SMALLWARES	Glass and Glassware	89203.66	0.26
45	252329	OTHER PORTLAND CEMENT	Cement, Clinkers and Asbestos Cement Products	88663.18	0.25
46	700510	NON-WIRED GLASS HAVNG AN ABSQBENT REFLECTING/NON- REFLECTING LAYER	Glass and Glassware	87646.18	0.25
47	700220	RODS	Glass and Glassware	86397.45	0.25
48	481013	PAPR PAPERBOARD USED FOR WRITING ETC CONTNG FBR BY MECNL/CHEMI-MECNL PROSS NOT MORE THAN 10% BY WT OF TOTAL FBR IN ROLLS	Paper, Paper Board and Products	85822.01	0.25
49	310230	AMMONIUM NITRATE W/N IN AQUEOUS SOLUTION	Miscellaneous Products	83104.61	0.24
50	252010	GYPSUM; ANHYDRITE	Processed Minerals	83023.76	0.24

4. Top Ten Import Commodity-wise Top 10 Import Origins of CAPEXIL in 2016:

Rank	Commodity Name	Commodity Code	Total Import Value (USD Thousand)	% Share of Total Import of products dealt by CAPEXIL	Top 10 Import Commodity-wise Top 10 Country	Import Value (USD Thousand)	% Share of Total Import of products dealt by CAPEXIL
1	OTHER COAL:	270119	11734262.38	33.65	Australia	4691340.66	13.45
					Indonesia	4175298.67	11.97
					South Africa	1734117.02	4.97
					United States	277377.40	0.80
					Canada	262741.27	0.75
					Mozambique	218762.26	0.63
					Russian Federation	211236.15	0.61
					Colombia	64829.31	0.19
					New Zealand	42456.61	0.12
					Chile	31185.50	0.09
2	COPPER ORES AND CONCENTRATES	260300	2458412.17	7.05	Chile	890236.49	2.55
					Indonesia	505387.14	1.45
					Peru	352613.18	1.01
					Australia	341790.71	0.98
					Canada	80403.94	0.23
					Saudi Arabia	67579.58	0.19
					Eritrea	52936.02	0.15
					Brazil	46879.93	0.13
					Lao PDR	38779.67	0.11
					Mexico	38499.55	0.11
3	DIAMONM HYDRGNORTH PHOSPHT(DIAMONM PHOSPHT)	310530	1690540.72	4.85	China	889670.21	2.55
					Saudi Arabia	418472.25	1.20
					United States	175262.76	0.50
					Russian Federation	61385.50	0.18
					Morocco	58390.87	0.17
					Jordan	39748.45	0.11
					Chad	19765.53	0.06
					Australia	19492.47	0.06
					United Arab Emirates	8351.22	0.02
					Germany	1.26	0.00
4	UREA WHETHER OR NOT IN AQUEOUS SOLUTION	310210	1455590.25	4.17	China	495161.24	1.42
					Oman	370401.84	1.06
					Iran, Islamic Rep.	316918.17	0.91
					Kuwait	58374.69	0.17
					Ukraine	41127.95	0.12
					Qatar	37049.19	0.11
					Egypt, Arab Rep.	36985.07	0.11
					Russian Federation	26867.52	0.08
					United Arab Emirates	21931.53	0.06
					Bahrain	16853.81	0.05

5	POTASSIUM CHLORIDE	310420	983421.77	2.82	Canada	233690.62	0.67
					Russian Federation	188846.40	0.54
					Israel	177265.93	0.51
					Lithuania	132696.84	0.38
					Jordan	107796.65	0.31
					Belarus	104579.14	0.30
					Germany	29223.85	0.08
					Uzbekistan	7992.43	0.02
					United States	491.36	0.00
					Chile	292.98	0.00
					6	BITUMNS COAL W/N PULVRSD BUT NT AGLOMRTD	270112
South Africa	236622.73	0.68					
Australia	180224.87	0.52					
United States	103351.72	0.30					
Mozambique	19447.27	0.06					
Colombia	16025.59	0.05					
Malaysia	2466.42	0.01					
United Kingdom	312.00	0.00					
7	NEWSPRINT IN ROLLS OR SHEETS	480100	844266.06	2.42	Russian Federation	208947.46	0.60
					Korea, Rep.	182127.71	0.52
					Canada	169604.82	0.49
					Spain	43760.86	0.13
					Australia	40464.91	0.12
					United States	25696.88	0.07
					Indonesia	23665.94	0.07
					New Zealand	21992.33	0.06
					Malaysia	21850.35	0.06
					Finland	17732.69	0.05
8	OTHER, INCLUDING UNSORTED WASTE AND SCRAP	470790	650854.73	1.87	United States	289317.65	0.83
					United Arab Emirates	67225.76	0.19
					Saudi Arabia	41667.24	0.12
					United Kingdom	39037.01	0.11
					Sri Lanka	34274.63	0.10
					Kuwait	16078.98	0.05
					South Africa	15000.24	0.04
					Belgium	13484.98	0.04
					Australia	10616.38	0.03
Netherlands	10550.18	0.03					
9	ALUMINIUM OXIDE OTHER THAN ARTIFICIAL CORUNDUM	281820	415637.77	1.19	Australia	266398.72	0.76
					Vietnam	49484.27	0.14
					China	40425.99	0.12
					Netherlands	18947.36	0.05
					Germany	12879.74	0.04
					United States	6575.06	0.02
					Canada	6364.31	0.02
					Japan	4482.88	0.01
					France	4257.05	0.01
					Bahrain	2803.90	0.01

10	OTHER ACRYLIC POLYMERS (EXCL METHACRYLATE)	390690	402088.95	1.15	China	124953.92	0.36
					Japan	35894.16	0.10
					United Kingdom	34120.45	0.10
					Germany	29522.46	0.08
					United States	27046.65	0.08
					Korea, Rep.	21946.73	0.06
					Netherlands	21725.01	0.06
					Indonesia	17887.62	0.05
					Thailand	14454.45	0.04
					Singapore	14274.43	0.04

5. Top 10 Import Market Basket Fluctuations for Products dealt by CAPEXIL in Last 5 Years:

Top 10 Import Market Basket Fluctuations for Products dealt by CAPEXIL in Last 5 Years					
Rank of Countries	Top 10 Import Origin Countries in 2016	Top 10 Import Origin Countries in 2015	Top 10 Import Origin Countries in 2014	Top 10 Import Origin Countries in 2013	Top 10 Import Origin Countries in 2012
1	Australia	Indonesia	Indonesia	Indonesia	Australia
2	Indonesia	China	Australia	Australia	Indonesia
3	China	Australia	China	China	China
4	South Africa	South Africa	South Africa	Chile	United States
5	United States	United States	Chile	United States	Chile
6	Russian Federation	Chile	United States	South Africa	South Africa
7	Chile	Russian Federation	Canada	Canada	Russian Federation
8	Canada	Canada	Germany	Germany	Germany
9	Germany	Germany	Russian Federation	Korea, Rep.	Korea, Rep.
10	Korea, Rep.	Saudi Arabia	Korea, Rep.	Russian Federation	Canada

6. Top 20 Potential Import Countries with Year-wise High Annual Growth Rates for products dealt by CAPEXIL in Last 5 Years:

Top 20 Potential Import Countries with Yearwise High Annual Growth Rates for products dealt by CAPEXIL							
Country Name	Annual Growth Rate for Last 2 Year Import (2016-2015)	Country Name	CAGR for Last 3 Year Import (2016-2014)	Country Name	CAGR for Last 4 Year Import (2016-2013)	Country Name	CAGR for Last 5 Year Import (2016-2012)
Kazakhstan	50927.09	Chad	5793.39	Kazakhstan	1808.30	Korea, Dem. Rep.	1291.62
Belize	7371.30	Iraq	5559.25	Nauru	1790.01	Somalia	504.84
Colombia	4644.66	Liberia	1149.26	Georgia	331.79	Kazakhstan	377.71
Samoa	3422.33	Belize	738.45	Macao	282.15	Serbia, FR(Serbia/Montenegro)	364.83
Chad	1945.21	San Marino	703.31	Kyrgyz Republic	244.33	Barbados	363.99
Marshall Islands	1172.62	Marshall Islands	657.11	Marshall Islands	207.20	Chad	316.71
Morocco	828.04	Colombia	634.55	Trinidad and Tobago	170.60	Guinea	238.36
Vanuatu	820.91	Georgia	585.87	Curacao	138.40	Samoa	173.60
Anguila	612.50	Syrian Arab Republic	341.17	Myanmar	108.35	Congo, Dem. Rep.	141.73
Congo, Dem. Rep.	556.81	Morocco	254.66	Mauritania	107.93	Uganda	91.36
Senegal	421.39	Sierra Leone	215.54	Faeroe Islands	106.59	Myanmar	79.31
Honduras	341.58	Macao	205.37	Iraq	106.19	Georgia	77.82
Algeria	309.16	Malawi	161.79	Venezuela	105.18	Macao	76.39
Bolivia	297.79	Algeria	155.48	Congo, Dem. Rep.	103.91	Afghanistan	75.39
Kuwait	291.23	Ecuador	144.68	Ecuador	98.68	Algeria	66.54
Uganda	266.87	United States Minor Outlying Islands	138.28	Liberia	89.86	Ecuador	64.69
Ecuador	221.61	Congo, Dem. Rep.	130.13	Lithuania	83.88	Suriname	56.88
Nicaragua	194.00	Myanmar	124.40	Bahamas	75.87	Rwanda	56.85
Egypt, Arab Rep.	158.56	Maldives	108.63	Uganda	75.64	Eritrea	56.62
Kenya	153.60	Tajikistan	104.72	Colombia	72.40	Kuwait	51.84

7. Top 20 Potential Import Commodities with Year-wise High Annual Growth Rates for products dealt by CAPEXIL in Last 5 Years:

Top 20 Potential Import Commodities with Year-wise High Annual Growth Rates for products dealt by CAPEXIL

Product ID	Product Name	Panel	Annual Growth Rate for Last 2 Year Import (2016-2015)	Product ID	Product Name	Panel	CAGR for Last 3 Year Import (2016-2014)
251749	OTHR GRANULES CHIPPINGS AND PWDR OF STONES OF HDG NO 2515/2516 W/N HEAT-TREATED	Granite, Natural Stones and Products	14024.64	310229	DOUBLE SALTS AND MIXTURES OF AMMONIUM SLPHTE	Miscellaneous Products	628.05
282490	OTHR LEAD OXIDES	Paints, Printing Ink and Allied Products	2732.61	250830	FIRE CLAY	Processed Minerals	627.52
701120	GLASS ENVELOPS FOR CATHODE-RAY TUBES	Glass and Glassware	2367.56	251620	SANDSTONE	Granite, Natural Stones and Products	412.19
260800	ZINC ORES AND CONCENTRATES	Bulk Minerals and Ores	701.44	440410	HOOPWOOD ETC CONIFEROUS	Plywood and Allied Products	333.23
261210	URANIUM ORES & CONCENTRATES	Bulk Minerals and Ores	598.07	251511	MARBLE AND TRAVERTINE CRUDE/ROUGHLY TRIMMD	Granite, Natural Stones and Products	216.30
250830	FIRE CLAY	Processed Minerals	577.42	440831	VNR SHETS,MRNTI(DRK RD, LGHT RD AND BAKAU)	Plywood and Allied Products	216.04
401193	*OTHER KIND OF TYRES USED ON CONSTR OR INDUSTRIAL VEHICLE/MACHINES WITH RIM SIZE LESS THAN 61 CWW.	Auto Tyres and Tubes	485.13	701120	GLASS ENVELOPS FOR CATHODE-RAY TUBES	Glass and Glassware	197.24
440722	VIROLA, IMBUIA AND BALSA	Plywood and Allied Products	359.54	282120	EARTH COLOURS	Paints, Printing Ink and Allied Products	193.95
320730	LIQD LUSTRS AND SIMLR PRPTNS	Paints, Printing Ink and Allied Products	287.84	251830	DOLOMITE RAMMING MIX	Processed Minerals	129.55
310229	DOUBLE SALTS AND MIXTURES OF AMMONIUM SLPHTE	Miscellaneous Products	264.86	480441	OTHR KRFT PAPR/PAPRBORD WEING MORE THAN 150G/M2 BUT LESS THAN 225G/M2 UNBLEACHED	Paper, Paper Board and Products	127.32
490510	GLOBES	Books, Publications and Printing	264.80	261210	URANIUM ORES & CONCENTRATES	Bulk Minerals and Ores	122.33
681181	CORRUGATED SHEETS	Cement, Clinkers and Asbestos Cement Products	197.87	252310	CEMENT CLINKERS	Cement, Clinkers and Asbestos Cement Products	119.33
480269	PAPER AND PAPERBOARD OTHER THAN ROLL/SHEET OFWHCH >10% BY WT OF TOTL FBR CNTNT.	Paper, Paper Board and Products	195.66	681091	PREFBRCTD STRCTRL CMPNTS FR BLDG/CVL ENGNNG	Cement, Clinkers and Asbestos Cement Products	118.83
482361	OF BAMBOO	Rubber Products	186.15	440722	VIROLA, IMBUIA AND BALSA	Plywood and Allied Products	111.37
252610	NATRL STEATITE NOT CRUSHED NOT PWDRD	Processed Minerals	173.31	310230	AMMONIUM NITRATE W/N IN AQUEOUS SOLUTION	Miscellaneous Products	100.22

50610	OSSEIN AND BONES TREATED WITH ACID	Animal By Products	140.89	400610	CAMEL-BLACK STRPS FR RETREADING RUBR TY	Rubber Products	99.70
400510	RUBR COMPOUNDED WTH CRBN BLACKS/SILICA	Rubber Products	134.00	50690	OTHER : BONE MEAL :	Animal By Products	97.78
481310	PAPR IN THE FORM OF BOOKLETS OR TUBES	Paper, Paper Board and Products	125.93	441193	OF A DENSITY EXCEEDING 0.5 GM/CM 3 BUT NOT EXCEEDING 0.8 GM/CM 3 :	Plywood and Allied Products	86.20
251690	OTHER MONUMENTAL OR BUILDING STONE :	Granite, Natural Stones and Products	118.40	690912	CERAMIC ARTCLS E.G TROUGHS TUBS ETC HAVNG HRDNS >=9 ON THE MOHS SCALE	Ceramics and Allied Products	82.55
680291	OTHER MARBLE TRAVERTINE AND ALABASTER	Granite, Natural Stones and Products	116.54	251910	NATURAL MAGNESIUM CARBONATE(MAGNESIT E)	Processed Minerals	81.28

Top 20 Potential Import Commodities with Year-wise High Annual Growth Rates for products dealt by CAPEXIL

Product ID	Product Name	Panel	CAGR for Last 4 Year Import (2016-2013)	Product ID	Product Name	Panel	CAGR for Last 5 Year Import (2016-2012)
261610	SILVER ORES AND CONCENTRATES	Bulk Minerals and Ores	943.89	50690	OTHER : BONE MEAL :	Animal By Products	251.80
261690	OTHR PRECIOUS METAL ORES AND CONCENTRATES	Bulk Minerals and Ores	640.07	261690	OTHR PRECIOUS METAL ORES AND CONCENTRATES	Bulk Minerals and Ores	167.35
310221	AMMONIUM SULPHATE	Miscellaneous Products	261.95	440722	VIROLA, IMBUIA AND BALSA	Plywood and Allied Products	166.23
440722	VIROLA, IMBUIA AND BALSA	Plywood and Allied Products	241.17	270112	BITUMNS COAL W/N PULVRSD BUT NT AGLOMRTD	Bulk Minerals and Ores	165.45
400610	CAMEL-BLACK STRPS FR RETREADING RUBR TY	Rubber Products	236.50	251820	CALCINED OR SINTERED DOLOMITE	Processed Minerals	160.50
470720	OTHER PAPER OR PAPERBOARD MADE MAINLY OF BLEACHED CHEMICAL PULP, NOT COLOURED IN THE MASS	Paper, Paper Board and Products	220.24	310221	AMMONIUM SULPHATE	Miscellaneous Products	135.72
450200	NATURAL CORK DEBACKED/ROUGHLY SQUARED/ RECTANGULAR/SQUARE BLOKS PLTS SHEETS/STRIP(INCL SHRP EDGD BLNK FR CRKS OR STOP	Plywood and Allied Products	202.81	360100	PROPELLENT POWDERS	Graphite, Explosives and Accessories	122.01
250830	FIRE CLAY	Processed Minerals	149.10	481151	PAPR AND PAPRBORD COTD IMPRGNTD COVRD WTH PLSTCS(EXCL ADHESV)BLCHD WEING >150 G/M2	Paper, Paper Board and Products	109.67
440831	VNR SHETS,MRNTI(DRK RD,LGHT RD AND BAKAU)	Plywood and Allied Products	140.89	400400	WASTE,PARINGS AND SCRAP OF RUBR(BESIDES HARDRUBR) AND PWDR 9 GRNLS OBTAINED THEREFROM	Rubber Products	94.85
50690	OTHER : BONE MEAL :	Animal By Products	140.33	690912	CERAMIC ARTCLS E.G TROUGHS TUBS ETC HAVNG HRDNS >=9 ON THE MOHS SCALE	Ceramics and Allied Products	87.87
251511	MARBLE AND TRAVERTINE CRUDE/ROUGHLY TRIMMD	Granite, Natural Stones and Products	125.03	690510	ROOFING TILES	Ceramics and Allied Products	66.05

480441	OTHR KRFT PAPR/PAPRBORD WEING MORE THAN 150G/M2 BUT LESS THAN 225G/M2 UNBLEACHED	Paper, Paper Board and Products	121.16	440831	VNR SHETS,MRNTI(DRK RD,LGHT RD AND BAKAU)	Plywood and Allied Products	65.24
701400	SIGNLLNG GLSSWARE AND OPTCL ELMNTS OF GLSS (EXCL GOODS OF HDG 7015)NT OPTCLY WRKD	Glass and Glassware	106.81	282120	EARTH COLOURS	Paints, Printing Ink and Allied Products	64.06
690912	CERAMIC ARTCLS E.G TROUGHs TUBS ETC HAVNG HRDNS >=9 ON THE MOHS SCALE	Ceramics and Allied Products	100.23	480255	OPTHR PAPR AND PAPRBORD NT CTNG FBRs OBTND BY MCHNCL PRCSS/OF WHCH <=10% BY WT OF TOTAL FBR CNTNT,WGHNG GO G/M2 TO 1	Paper, Paper Board and Products	60.06
681182	OTHER SHEETS, PANELS, TILES AND SIMILAR ARTICLES	Cement, Clinkers and Asbestos Cement Products	90.23	700220	RODS	Glass and Glassware	57.28
310229	DOUBLE SALTS AND MIXTURES OF AMMONIUM SLPHTE	Miscellaneous Products	88.60	401034	ENDLESS TRNSMSN BLT/BLTNG OF TRAPEZOIDAL CROS- SECTN(V-BLT), OTHER THAN V-RIBBED OF CIRCUM BETWN 180 CM AND 240 CM.	Rubber Products	56.86
401193	*OTHER KIND OF TYRES USED ON CONSTR OR INDUSTRIAL VEHICLE/MACHINES WITH RIM SIZE LESS THAN 61 CWW.	Auto Tyres and Tubes	88.28	681182	OTHER SHEETS, PANELS, TILES AND SIMILAR ARTICLES	Cement, Clinkers and Asbestos Cement Products	52.37
251820	CALCINED OR SINTERED DOLOMITE	Processed Minerals	87.73	440839	OTHER OF TROPICAL WOOD	Plywood and Allied Products	52.34
690510	ROOFING TILES	Ceramics and Allied Products	70.21	251910	NATURAL MAGNESIUM CARBONATE(MAGNESITE)	Processed Minerals	46.75
440839	OTHER OF TROPICAL WOOD	Plywood and Allied Products	69.58	481200	FILTER BLOCKS SLABS AND PLATS OF PAPR PULP	Paper, Paper Board and Products	46.44

V. Conclusion:

1. Export Product Market Grid for CAPEXIL in 2016:

Export Product-Market Grid for CAPEXIL in 2016					
New Product				Existing Product	
Top Ten Export Products for CAPEXIL based on Weighted High Growth Rate for 2016-2012		Top Ten Export Products for CAPEXIL based on Weighted Revealed Comparative Advantage for 2016		Top Ten Commodity for CAPEXIL based on Weighted Export Value for 2016	
Commodity Code (6 Digit)	Panel	Commodity Code (6 Digit)	Panel	Commodity Code (6 Digit)	Panel
441113	Plywood and Allied Products	251620	Natural Stones and Products	760110	Bulk Minerals and Ores
690410	Ceramics and Allied Products	701120	Glass and Glassware	680223	Natural Stones and Products
940591	Glass and Glassware	251611	Natural Stones and Products	320417	Paints, Printing Ink and Allied Products
470730	Paper, Paper Board and Products	251320	Ceramics and Allied Products	260111	Bulk Minerals and Ores
261790	Bulk Minerals and Ores	680223	Natural Stones and Products	690890	Ceramics and Allied Products
441193	Plywood and Allied Products	50610	Animal By Products	260112	Bulk Minerals and Ores
481490	Paper, Paper Board and Products	690710	Ceramics and Allied Products	940360	Plywood and Allied Products
481031	Paper, Paper Board and Products	440831	Plywood and Allied Products	401161	Auto Tyres and Tubes
690790	Ceramics and Allied Products	251690	Natural Stones and Products	401120	Auto Tyres and Tubes
260800	Bulk Minerals and Ores	360500	Miscellaneous Products	281820	Processed Minerals
New Market				Existing Market	
Top Ten Export Destinations for CAPEXIL based on Weighted High Growth Rate for 2016-2012		Top Ten Export Destinations for CAPEXIL based on Weighted Trade Intensity Index for 2016		Top Ten Export Destinations for CAPEXIL based on Weighted Export Value for 2016-2012	
Top Ten Export Destinations for CAPEXIL based on Weighted Trade Intensity Index for 2016		Top Ten Export Destinations for CAPEXIL based on Weighted Export Value for 2016-2012		Top Ten Export Destinations for CAPEXIL based on Weighted Trade Intensity Index for 2016	
Country	Country	Country	Country	Country	Country
Guinea-Bissau	Maldives	China	Sri Lanka		
Sao Tome and Principe	Bhutan	United States	Nepal		
Austria	Zambia	United Arab Emirates	Nigeria		
Bolivia	Mauritius	Germany	Kenya		
Malaysia	Malawi	Korea, Rep.	Oman		
Hungary	Liberia	United Kingdom	Kuwait		
Bosnia and Herzegovina	Somalia	Japan	Tanzania		
Grenada	Rwanda	Saudi Arabia	Ethiopia(excludes Eritrea)		
Swaziland	Sierra Leone	Iran, Islamic Rep.	Uganda		
United States Minor Outlying Islands	Seychelles	Bangladesh	Yemen		

2. Details of New Product Section (with Product Description) of Export Product Market Grid for CAPEXIL in 2016:

New Product					
Top Ten Export Products for CAPEXIL based on Weighted High Growth Rate for 2016-2012			Top Ten Export Products for CAPEXIL based on Weighted Revealed Comparative Advantage for 2016		
Commodity Code (6 Digit)	Description	Panel	Commodity Code (6 Digit)	Description	Panel
441113	OF A THICKNESS EXCEEDING 5MM BUT NOT EXCEEDING 9MM	Plywood and Allied Products	251620	SANDSTONE	Natural Stones and Products
690410	BUILDING BRICKS	Ceramics and Allied Products	701120	GLASS ENVELOPS FOR CATHODE-RAY TUBES	Glass and Glassware
940591	PARTS OF LAMPS ETC OF GLASS	Glass and Glassware	251611	GRANITE CRUDE OR ROUGHLY TRIMMED	Natural Stones and Products
470730	WSTE AND SCRPF OF OTHR PAPER/PAPRBORD MADE OF MECHANICL PULP(E.G.NEWS PAPER JRNS ETC)	Paper, Paper Board and Products	251320	EMERY, NATRL CORUNDUM, NATRL GARNET AND OTHR NATRL ABRASIVES CRUDE/IN IRREGULAR PIECES	Ceramics and Allied Products
261790	ALL OTHER ORES AND CONCENTRATES	Bulk Minerals and Ores	680223	SMPLY CUT/SWN GRANITE WTH A FLT/EVN SURFCE	Natural Stones and Products
441193	OF A DENSITY EXCEEDING 0.5 GM/CM 3 BUT NOT EXCEEDING 0.8 GM/CM 3 :	Plywood and Allied Products	50610	OSSEIN AND BONES TREATED WITH ACID	Animal By Products
481490	OTHR WALLPAPER AND WALLCOVERINGS	Paper, Paper Board and Products	690710	*TILES ETC W/N RCTNGLR THE LRGST SRFC AREA IS CAPBL OF BNG ENCLSD IN SQR < 49 SQ CM	Ceramics and Allied Products
481031	KRFT PAPER AND PAPERBOARD OTHR THN FOR WRITNG ETC BLECHD WOD FIBR FRM CH PROCS IS > 95% OF THE TOTL FIBRS AND WEIGHING <	Paper, Paper Board and Products	440831	VNR SHETS,MRNTI(DRK RD, LGHT RD AND BAKAU)	Plywood and Allied Products
690790	*OTHER UNGLAZED TILES,CUBES ETC	Ceramics and Allied Products	251690	OTHER MONUMENTAL OR BUILDING STONE :	Natural Stones and Products
260800	ZINC ORES AND CONCENTRATES	Bulk Minerals and Ores	360500	MTCHS EXCL PYRTCHNC ARTCLS OF HDNG NO 3604	Miscellaneous Products

3. Details of Existing Product Section (with Product Description) of Export Product Market Grid for CAPEXIL in 2016:

Existing Product		
Top Ten Commodity for CAPEXIL based on Weighted Export Value for 2016		
Commodity Code (6 Digit)	Description	Panel
760110	ALUMINIUM-NOT ALLOYED	Bulk Minerals and Ores
680223	SMPLY CUT/SWN GRANITE WTH A FLT/EVN SURFCE	Natural Stones and Products
320417	PIGMENTS AND PREPTNS BASED THEREON	Paints, Printing Ink and Allied Products
260111	IRON ORES AND CONCENTRATS NON- AGGLOMERATED OTHER THAN ROASTED IRON PYRITES	Bulk Minerals and Ores
690890	*OTHER GLZD CERMC FLAGS ETC	Ceramics and Allied Products
260112	IRON ORE AND CONCENTRATES AGGLOMERATED	Bulk Minerals and Ores
940360	OTHER WOODEN FURNITURE	Plywood and Allied Products
401161	*NEW PNMTC TYRES USED ON AGRL OR FORESTRY VEHICLES/MACHINES HAVING "HEARING-BONE" OR SIMILAR TREAD.WITH RIM SIZE LESS	Auto Tyres and Tubes
401120	NEW PNMTC TYRES USED ON BUSES/LORRIES	Auto Tyres and Tubes
281820	ALUMINIUM OXIDE OTHER THAN ARTIFICIAL CORUNDUM	Processed Minerals

N.B.: It is noteworthy to mention that the present analysis is based on Pre-GST product list (under the purview of CAPEXIL) provided on 17th November, 2017.

THE END
