



CAPEXIL



CAPEXIL

"Vanijya Bhavan", International Trade Facilitation Centre  
1/1, Wood Street, (3rd Floor), Kolkata - 700 016  
Phone : 033-2289-1721/22/23/25, Fax. 033 2289 1724  
Email : capexil@capexil.in

59<sup>th</sup> ANNUAL REPORT  
वार्षिक प्रतिवेदन  
2016 - 17





CAPEXIL

### PAST CHAIRMEN OF CAPEXIL

1958-59	Late Lala Charat Ram	1988-89	Late K. K. Bhatia
1959-60	Late Lala Charat Ram	1989-90	Late N. B. Patel
1960-61	Mr. R. Chakraborty	1990-91	Late N. B. Patel
1961-62	Dr. D. Banerjee	1991-92	Late A. C. Padamsee
1962-63	Dr. D. Banerjee	1992-93	Late A. C. Padamsee
1963-64	Mr. C. D. Thakkar	1993-94	Mr. S. S. Dhupia
1964-65	Dr. D. Banerjee	1994-95	Mr. S. S. Dhupia
1965-66	Late M. S. Judge	1995-96	Mr. R. Veeramani
1966-67	Mr. G. K. Bhagat	1996-97	Mr. R. Veeramani
1967-68	Mr. G. K. Bhagat	1997-98	Late Sukumar Das
1968-69	Mr. H. L. Somany	1998-99	Late Sukumar Das
1969-70	Late L. M. Jamnadas	1999-2000	Late P. N. Roy
1970-71	Late L. M. Jamnadas	2000-01	Late P. N. Roy
1971-72	Late B. S. Gupta	2001-02	Mr. M. F. Vohra
1972-73	Late G. U. Mehta	2002-03	Mr. M. F. Vohra
1973-74	Mr. S. S. Kahlon	2003-04	Mr. G. Ashokann
1974-75	Mr. M. S. K. Eswaran	2004-05	Mr. G. Ashokann
1975-76	Late I. H. Padamsee	2005-06	Mr. S. K. Ghosh
1976-77	Late B. K. Khaitan	2006-07	Mr. S. K. Ghosh
1977-78	Late M. L. Mehra	2007-08	Mr. Surendra Gulati
1978-79	Mr. S. Vedam	2008-09	Mr. Surendra Gulati
1979-80	Mr. B. L. Arukia	2009-10	Mr. B. H. Patel
1980-81	Mr. V. P. Gupta	2010-11	Mr. B.H. Patel
1981-82	Mr. R. K. Jain	2011-12	Late C. K. Somany
1982-83	Late I. H. Padamsee	2012-13	Late C. K. Somany
1983-84	Late S. L. Goenka	2013-14	Mr. V. Subbiah
1984-85	Mr. O. P. Jalan	2014-15	Mr. V. Subbiah
1985-86	Late C. M. Chawla	2015-16	Mr. Ramesh K. Mittal
1986-87	Late C. M. Chawla	2016-17	Mr. Ramesh K. Mittal
1987-88	Late K. K. Bhatia		

## Salutation

CAPEXIL extends warm wishes to you all. May the best of health, happiness, hilarity, peace and prosperity be yours in the days to come!

**THE COMMITTEE OF ADMINISTRATION  
TO THE MEMBERS OF CAPEXIL**

The Committee of Administration of **CAPEXIL**  
constituted at the **58th Annual General Meeting**  
held in Kolkata

on **20<sup>th</sup> September, 2016**, has pleasure in  
presenting to the members of CAPEXIL the Annual  
Report together with the  
Audited Balance Sheet and Income & Expenditure  
Accounts for the year ended 31st March 2017.

## Contents

Sl. No.	Title	Page No.
	<b>Quality Policy</b>	03
	<b>Hierarchical Tree</b>	04-05
	<b>Registered Office &amp; Head Office, Regional Offices, Bankers and Statutory Auditors</b>	06
<b>1.</b>	<b>Organizational Overview</b>	
1.1	Vision	
1.2	Mission	
1.3	Services	
1.4	Products Spectrum	
1.5	Period-wise Membership Strength	
1.6	Region-wise Membership Strength	
1.7	Primary Focus	
1.8	Office Set Up	
1.9	Functional Sub-Committees	
1.10	Meetings	
<b>2.</b>	<b>Review Exports During 2016-17</b>	
2.1	Export Targets Vs. Export Achievement	
2.2	Export Trends from 2012-2013 onwards-Graphical Depiction	
2.3	Panel-wise Export Performance Review	
2.4	Top 30 Export Destinations of All Merchandise of Capexil	
2.5	Top 30 Export Destinations of Mineral and Ores	
2.6	Top 30 Export Destinations of Non- Mineral Products	
2.7	Region & Country-wise distribution of Export of CAPEXIL's Products in World Market	
2.8	Region-wise distribution of Export of CAPEXIL's Products in World Market	
<b>3.</b>	<b>Policy Constraints vis-à-vis CAPEXIL'S Representations &amp; Assistance</b>	
3.1	A Brief Account	
<b>4.</b>	<b>Export Promotional Activities</b>	
4.1	Business Delegation and Buyer Seller Meet- Cum- Exhibition Abroad	
4.2	Overseas Trade Fairs/ Exhibitions	
4.3	Participation in Domestic Fairs by CAPEXIL	
4.4	Export Workshop, Seminar, Open House Meet	
4.5	Visit of Foreign Dignitaries and Trade Representatives	
4.6	Other Export Promotional Activities	
<b>5.</b>	<b>Publicity and Publication</b>	
<b>6.</b>	<b>Final Account</b>	
6.1	Report of the Committee of Administration (CoA)	
6.2	Auditors Reports	
6.3	Audited Statements of Accounts	
<b>7.</b>	<b>Annexures</b>	
	Annexure-I : List of the Regional Committee Members of CAPEXIL(2016-17)	
	Annexure-II : Panel and Item - wise exports statistics of CAPEXIL for the four years	
	Annexure-III : List of Export Award Winners of CAPEXIL for the years 2013-14 and 2014-15.	

## QUALITY POLICY



“At **CAPEXIL**, we shall act as one of the catalytic agents to facilitate growth of export from our country.

We shall strive to bring into play our knowledge and understanding of international trade and also the expertise acquired over the years to promote export.

By adopting quality management system principles (ISO 9001:2008), we shall endeavour to serve our Members and Sponsors efficiently.

### **We shall pursue the Quality Policy by:**

- Disseminating Information
- Organising promotional activities to create awareness
- Maintaining and updating the database
- Making the employees customer focused
- Training and enriching people in the organization
- Motivating our employees to accept challenges”



## CAPEXIL

### President

Mr. Ramesh K. Mittal

### Vice President

Mr. R. Veeramani

### Regional Chairmen

Mr. Sukumar Das, *Northern Region* • Mr. C. R. Bhattacharjee, *Eastern Region*  
Mr. M. F. Vohra, *Western Region* • Mr. G. Ashokann, *Southern Region*

### Executive Director

Mr. T. K. Bhattacharyya

## Committee of Administration 2016-17

### Books, Publications & Printing Panel

Mr. Ramesh K. Mittal  
M/s. D.K. Agencies Pvt. Ltd.  
New Delhi.

### Natural Stones & Products Panel

Mr. R. Veeramani  
M/s. Gem Granites  
Chennai.

### Animal By Products Panel

Mr. Surendra Gulati  
M/s. Sidhartha Gelatines Pvt. Ltd.  
New Delhi.

### Miscellaneous Products Panel

Mr. G. Ashokann  
The Baby Match Industries  
Sivakasi.

### Rubber Products Panel

Mr. M. F. Vohra  
M/s. Zenith Industrial Rubber Products Pvt.  
Ltd.  
Mumbai.

### Plywood & Allied Products Panel

Mr. Bhavanji Haribhai Patel  
M/s. Patel Wood Syndicate  
Mumbai.

### Bulk Minerals & Ores incl. Salt, Coal & Aluminium Metal Panel

Mr. Shiv Kumar Jain  
M/s. Misrilal Mines Pvt. Ltd.  
Kolkata.

### Paints, Printing Ink & Allied Products Panel

Mr. C. R. Bhattacharjee  
M/s. Vishal Coating Pvt. Ltd.  
Kolkata.

### Ossein & Gelatine Panel

Mr. S. Annamalai  
M/s. Pioneer Jellice India Pvt. Ltd.  
Madurai.

### Ceramics & Allied Products including Refractories Panel

Mr. Samir Kumar Ghosh  
M/s. Allied Ceramics Pvt. Ltd.  
Kolkata.

### Processed Minerals including Upgraded Ilmenite Ore Panel

Mr. Deependra Singh  
M/s. Indian Rare Earths Limited  
Mumbai.

**Mfrd. Products of Carbon Graphite, Explosives & Accessories Panel**

Mr. R. Vijaya Kannan  
M/s. Vetrivel Explosives Pvt. Ltd.  
Salem.

**Paper, Paper Board & Paper Products Panel**

Shri Satish Malhotra  
M/s. Usha Diaries  
Delhi.

**Cement, Cement Clinkers & Asbestos Cement Products Panel**

Mr. M Ravinder Reddy  
M/s. Bharathi Cement Corp. Pvt. Ltd.  
Hyderabad.

**Auto Tyres & Tubes Panel**

Mr. P. Prasanth  
M/s. PRS Tyres Ltd.  
Namakkal, Tamil Nadu.

**Glass & Glassware Panel**

Mr. P. K. Kheruka  
M/s. Gujarat Borosil Limited  
Mumbai.

Mr. Sukumar Das  
**Regional Chairman, CAPEXIL (N.R.)-**  
C/o. M/s NCBA Exports Pvt. Ltd.  
New Delhi.

**Nominees of the Govt. of India**

- Mr. Sunil Kumar  
Joint Secretary  
Ministry of Commerce & Industry  
Department of Commerce  
EP (CAP) Section, Government of  
India Udyog Bhavan  
New Delhi.

**Alternate**

Mr. S. K. Ranjan  
Deputy Secretary  
Ministry of Commerce & Industry  
Dept. of Commerce, EP(CAP) Section  
Govt. of India, Udyog Bhavan  
New Delhi.

- Mr. Jaikant Singh  
Addl. Director General of Foreign  
Trade Office of the DGFT  
Ministry of Commerce & Industry  
Department of Commerce, Govt. of  
India Udyog Bhavan,  
New Delhi.

- Dr. N. K. Singh  
Joint Secretary  
Ministry of Mines  
Department of Mines  
Government of India  
Shastri Bhavan,  
New Delhi.



**REGISTERED OFFICE & HEAD OFFICE**

“Vanijya Bhavan” (3rd floor)  
 International Trade Facilitation Centre  
 1/1, Wood Street, Kolkata-700 016.  
 Phone: 033- 2289-1721/22/23/25, Fax: 033-2289-1724  
 E-mail: capexil@capexil.in , Website: www.capexil.com / www.capexil.org

**REGIONAL OFFICES**

**Northern Region**

“Vandana Building”  
 11, Tolstoy Marg, Flat No.4B, 4th Floor  
 New Delhi – 110 001.  
 Phone : 011-2335-6703, 2371-1479,2375-2282  
 Fax : 011-2331-4486  
 E-mail : capexil@bol.net.in

**Eastern Region**

“Vanijya Bhavan” (3rd Floor)  
 International Trade Facilitation Centre  
 1/1, Wood Street, Kolkata - 700 016.  
 Phone : 033-2289-1721/22/23/25  
 Fax : 033-2289-0537  
 E-mail : capexilero@capexil.in

**Western Region**

“Commerce Centre”, 4th  
 Floor Block No.D-17, Tardeo  
 Road Mumbai - 400 034.  
 Phone : 022-2352-3410, 2352-  
 0084 Fax : 022-2351-6665  
 E-mail : wro@capexil.in

**Southern Region**

“Rasheed Mansion”, 3rd Floor  
 408 (Old No.622) Anna Salai  
 Chennai – 600 006.  
 Phone : 044-2829-2310, 2829-  
 4713 Fax : 044-2829-5386  
 E-mail : capexilsro@capexil.in

**BANKERS**

<b>Indian Overseas Bank</b>	International Business Branch 2, Wood Street, Kolkata – 700 016.
<b>Andhra Bank</b>	14/1B, Ezra Street, Kolkata-700 001.
<b>IDBI Bank</b>	Siddha Point, 117, Park Street, Kolkata – 700 016.
<b>HDFC Bank Ltd.</b>	2/6, Sarat Bose Road Central Plaza, Kolkata - 700 020
<b>Kotak Mahindra Bank Limited</b>	Center Point Building, Ground Floor 21 Hemanta Basu Sarani, Kolkata -700001

**STATUTORY AUDITORS**

**M/s. ADD & ASSOCIATES**  
*Chartered Accountants*  
 P-168, Sector-B  
 Metropolitan Co-op Hsg. Soc. Ltd.  
 Canel South Road, Kolkata-700 105



## 1. ORGANIZATIONAL OVERVIEW

### 1.1 VISION

The CAPEXIL vision encompasses active promotion of India's exports of a wide spectrum of chemical-based allied products including minerals and ores, and thereby stimulate the increasing presence of Indian products in global markets and also to act as an instrument of economic growth and employment generation.

### 1.2 MISSION

#### CAPEXIL's mission is to -

- understand the various facets of international trade and assist the Indian business community in enhancing their exports, attain and sustain a pre-eminent standing in global terms,
- act as an intermediary in establishing business contacts between foreign importers and Indian exporters and thus, providing a two-way service as global trade facilitator, and
- undertake various promotional measures to push exports.

### 1.3 SERVICES

CAPEXIL, being an ISO 9001:2008 certified organization, endeavours to offer a full range of services including on-line services to Indian exporters and foreign importers by way of:-

- An interface between the Government and the members regarding Trade and policy related matters,
- Dissemination of trade enquiries,
- Participation in National/International Trade Fairs, Organizing seminars/Buyer-Seller Meets,
- Preparation of market reports,
- Analysis of Indian export trends abroad,
- Collection and dissemination of global trade data,
- Disbursement of grants through various market assistance programmes,
- Conducting training programmes,
- Library facility, etc.

### 1.4 PRODUCT SPECTRUM

The products under the canopy of CAPEXIL are broadly -

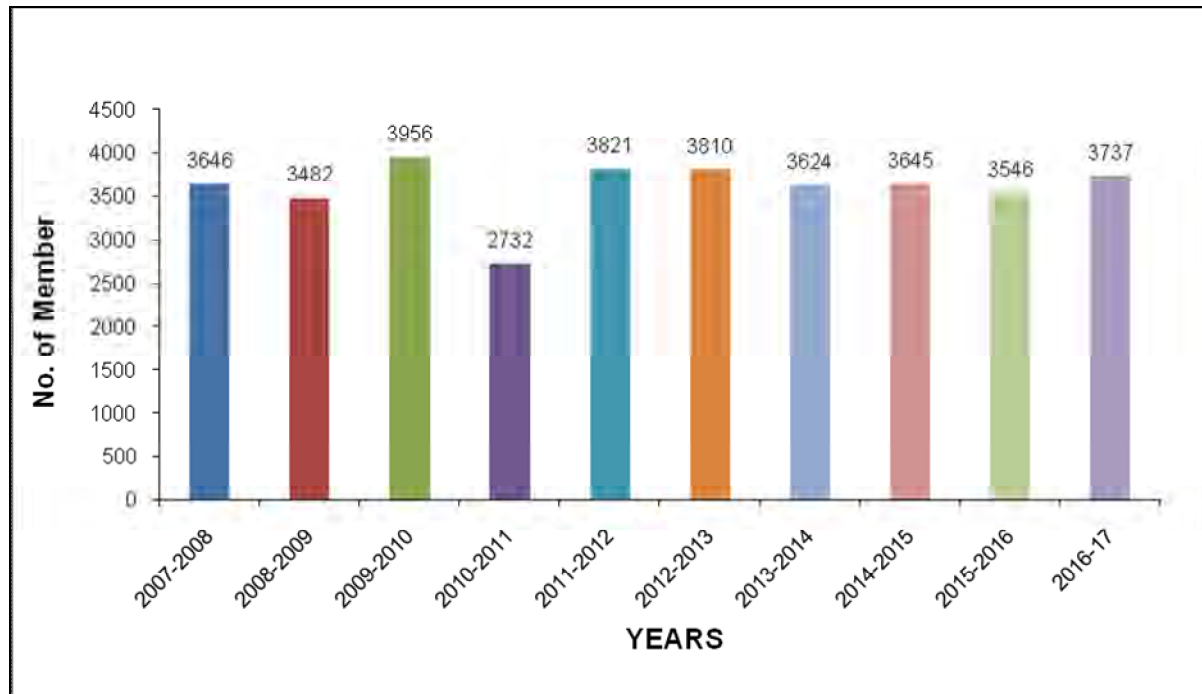
- Natural Stone, namely Granite, Marbles, etc.
- Processed Minerals
- Bulk Minerals & Ores
- Rubber Manufactured Products
- Auto Tyres & Tubes
- Paints, Printing Ink & Allied Products
- Glass & Glassware
- Plywood & Wood Products



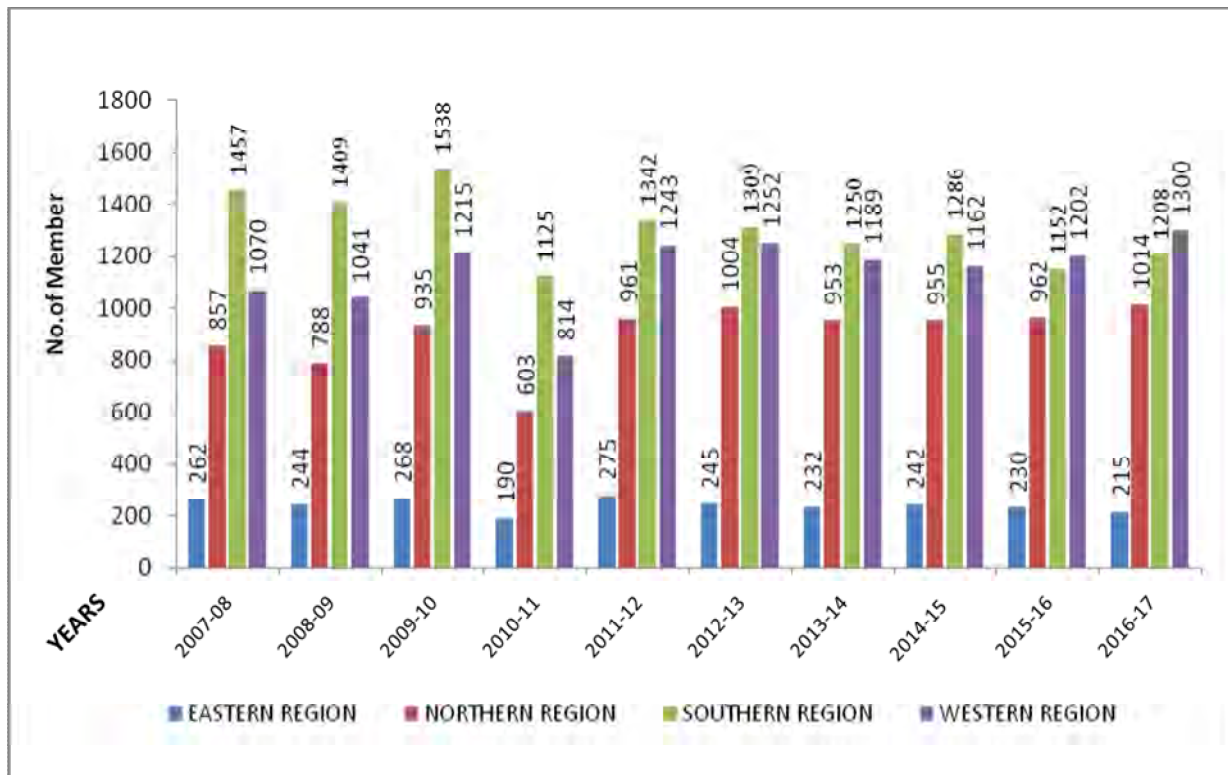
- Ceramics and Refractories
- Cement, Clinker & Asbestos Cement Products
- Paper, Paper Board & Paper Products
- Books, Publications & Printing
- Animal By Products
- Ossein & Gelatin
- Graphite & Explosives
- Miscellaneous Products, namely, Safety Matches, Fireworks, Dyeing & Tanning Extracts, Activated Carbon, Fertilizers, etc.

The above products are grouped under 16 separate panels and each member of Capexil is indexed to a particular panel depending on the export product represented.

**1.5 PERIOD-WISE MEMBERSHIP STRENGTH**



### 1.6 REGION-WISE MEMBERSHIP STRENGTH



### 1.7 PRIMARY FOCUS:

**(a) Export Promotion:**

- Buyer-Seller Meet(BSM) /Reverse BSM
- Importers Contact Programme
- Trade Fairs
- Market Matching for Foreign Buyers and Indian Exporters
- Market/Policy Information
- Market Research
- Publicity
- Importers' database
- Information Dissemination/ Exchange through:
  - o Journals
  - o Website
  - o Brochures
  - o Open House Meets and Seminars
- Taking up exporters' concerns with the Government and advocacy on issues related to exports in various forums.
- Liaison with different Government and Private organizations

**(b) Export Support Schemes:**

- **Existing Schemes**
  - o Trade fairs
  - o Delegation
  - o Buyer-Seller Meet
  - o (BSM/RBSM)
  - o Export Workshops, Seminars and Open House Meets etc.
- **Marketing Development Assistance Exporter Subsidy Scheme**
- **Market Access Initiative Scheme**
  - o Focus : LAC
  - o Focus : Africa
  - o Focus : CIS,
  - o Focus : ASEAN, etc.
- **Service Upgradation**
  - o ISO certification
  - o Development of New Website
  - o The Common Trade Facilitation Centre

**(c) Website ([www.capexil.com](http://www.capexil.com) /[www.capexil.org](http://www.capexil.org)):**

CAPEXIL website highlights major features and other activities which include most recent circulars, events such as Buyer Seller Meet/Reverse Buyer Seller Meet/Trade Fairs, statistical profile, highlights of Indian economy, publications/articles, Online RCMC in respect of Capexil items etc. Whenever required, the website is used as a platform to gather opinion on various issues from the exporting community too.

**1.8 OFFICE SET UP**

The Registered Office (Head Office) and the Eastern Regional Office of CAPEXIL are functioning from the 3rd floor of “Vanijya Bhavan”, International Trade Facilitation Centre at 1/1 Wood Street, Kolkata – 700 016. CAPEXIL has three more regional offices situated at Mumbai, Chennai and New Delhi for catering to the needs of members of the Western Region, Southern Region and Northern Region members. The total staff strength of Capexil at the end of the Financial Year 2016-17 stood at 40.

**1.9 FUNCTIONAL SUB-COMMITTEES**

CAPEXIL functions under the overall control and guidance of its Committee of Administration. The Committee appointed a few functional sub-committees as per details given below:-

Sl. No.	Sub-Committees	Purpose
1.	Functional Sub-Committees, such as Finance, Purchase and Staff	For close monitoring of finance, administration, export promotion and other activities of CAPEXIL.
2.	Regional Committees	To assist and guide the Regional Offices of CAPEXIL in their day-to-day activities. List of members of the Regional Committees are furnished as <b>Annex-I</b>



### 1.10 MEETINGS

A good number of meetings of the Committee of Administration, Regional Committees, Sub Committees and Panels including special meetings with State/Central Govt. and Regional Conference/Seminars/Open House Meetings were held during the year 2016-2017 (Details in Table - 1). Various issues concerning exports were discussed and decisions taken thereon.

**Table - 1**

Sl. No.	Particulars of Meetings	Number of Meetings held during 2016-17.
1.	Committee of Administration.	5
2.	Panel meetings including Special Meetings of Panel Members & Regional Committees.	10
3.	Inter-Ministerial and other meetings with different State/ Central Govt. Authorities including Regional Conference/ Open House/ Seminars Discussion etc.	61

## 2. REVIEW OF EXPORTS DURING 2016-17:

India's total exports from the Mineral and Non-Mineral Sectors stood at US\$ 14712.59 Million during the financial year 2016-17 as against the set target of US\$ 14167.89 Million, thus posting a growth of 3.85% compared with the targeted figure.

Export from the Minerals and Ores sector valued at US\$ 5994.98 Million during 2016-17 is 18.53% higher than the targeted value of US\$ 5057.60 Million. During the stated period, exports of Non-Minerals sector stood at US\$ 8717.61 Million as against the set target of US\$ 9110.29 Million registered a negative growth of 4.31% than that of 2015-16.

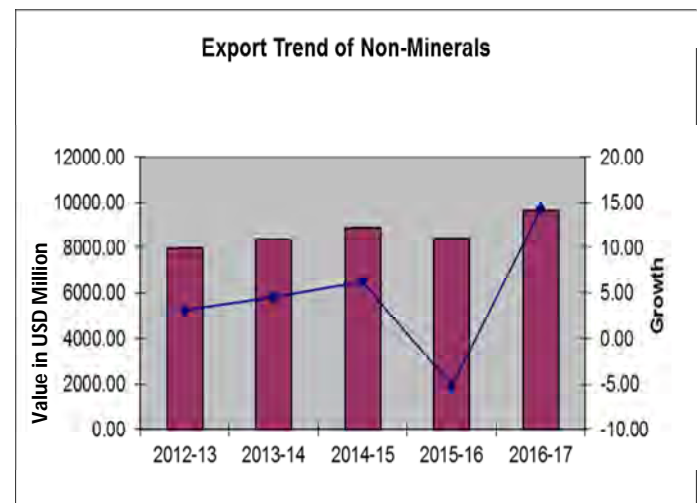
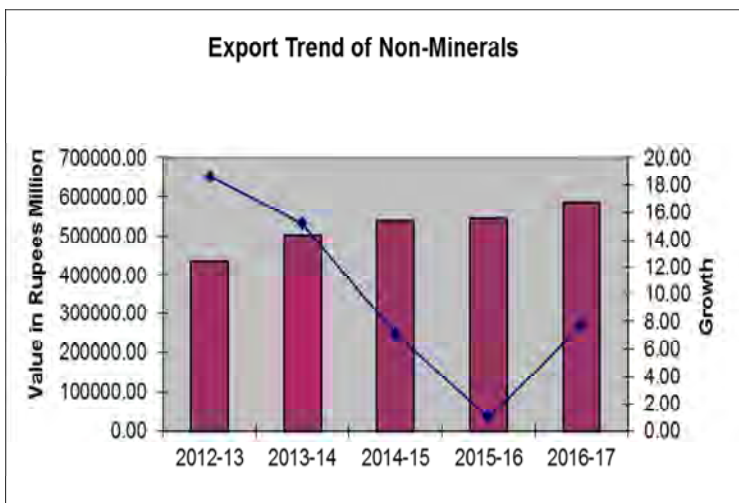
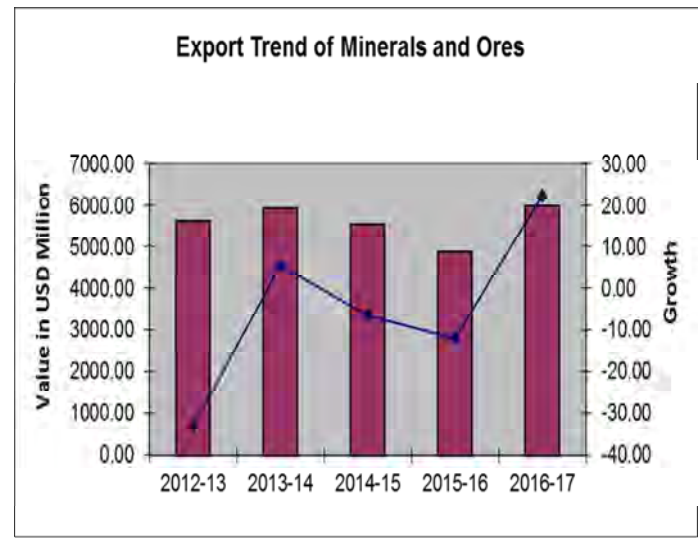
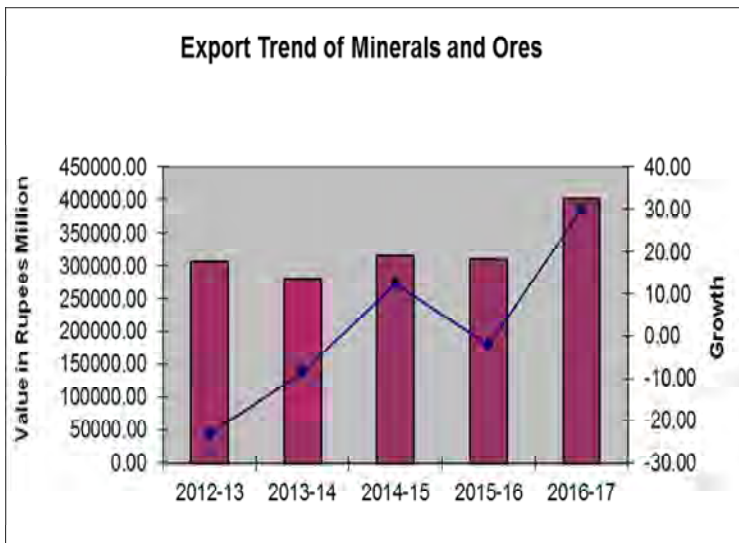
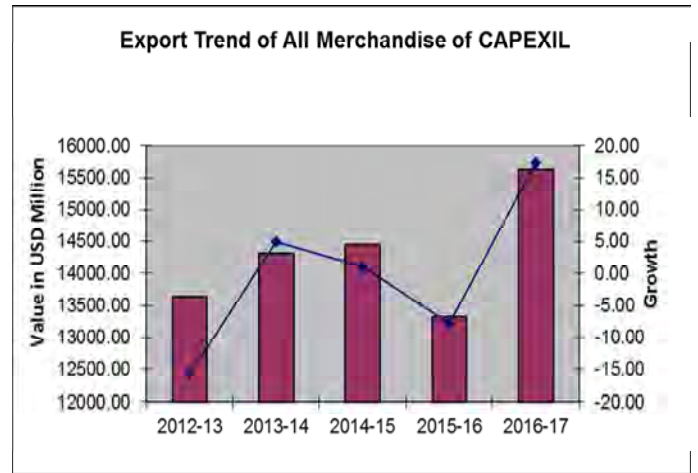
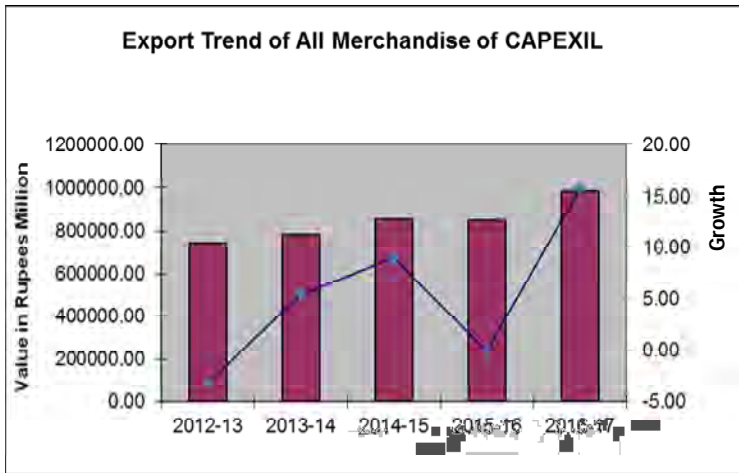
### 2.1 EXPORT TARGET VS EXPORT ACHIEVEMENT:

Value in USD Million

Panels with Item Descriptions	Export Target during 2016-17	Achievements in 2016-17
<b>A. MINERALS &amp; ORES</b>		
Natural Stones and Products	1923.94	1860.25
Bulk Minerals and Ores	2133.66	3142.23
Processed Minerals	1000.00	992.50
<b>TOTAL (A)</b>	<b>5057.60</b>	<b>5994.98</b>
<b>B. NON-MINERALS</b>		
Rubber Products	1200.00	1055.35
Auto Tyres & Tubes	1500.00	1498.84
Paints, Printing Ink and Allied Products	1236.77	1110.36
Glass & Glassware	750.00	687.03
Plywood & Allied Products	855.00	800.49
Ceramics & Allied Products	1041.25	1183.61
Cement, Cement Clinkers & Asbestos Cement Products	376.74	400.40
Paper, Paper Board & Paper Product	1180.00	1115.15
Books, Publications & Printing	290.00	282.53
Animal By Products	99.24	68.75
Ossein & Gelatine	58.0	50.88
Graphite, Explosives & Accessories	234.37	200.67
Miscellaneous Products	288.92	263.55
<b>TOTAL (B)</b>	<b>9110.29</b>	<b>8717.61</b>
<b>GRAND TOTAL (A+B)</b>	<b>14167.89</b>	<b>14712.59</b>

Data Source: MoC Export Import Data Bank

2.2 EXPORT TRENDS FROM 2012-13 ONWARDS- GRAPHICAL REPRESENTATION:



### 2.3 PANEL-WISE EXPORT PERFORMANCE REVIEW:

India's total exports of chemical and allied products stood at Rs. 986524.57 Million during the financial year 2016-17 as against Rs. 852196.23 Million over the same period last year, thus posting a growth of 15.76% in rupee term. Exports of Minerals and Ores sector valued at Rs. 401990.42 Million during 2016-17 which is 29.88% higher in rupee term than the previous year, valued at Rs. 309512.62 Million. Exports from the Non-Minerals sector stood at Rs. 584534.15 Million, achieving a growth of 7.71% in rupee term over the same period of 2015-16 valued at Rs. 542683.61 Million.

Value in Rs. Million

Panels with Item Descriptions	2013-14	2014-15	2015-16	2016-17	Growth % (2016-17 over 2015-16)
<b>A. MINERALS &amp; ORES</b>					
Natural Stones and Products	120679.86	123360.46	119545.97	124729.29	4.34
Bulk Minerals and Ores	94188.36	123835.99	127929.32	210759.20	64.75
Processed Minerals	65680.84	68445.62	62037.33	66501.94	7.20
<b>TOTAL (A)</b>	<b>280549.06</b>	<b>315642.07</b>	<b>309512.62</b>	<b>401990.42</b>	<b>29.88</b>
<b>B. NON-MINERALS</b>					
Rubber Products	64170.18	71421.24	65573.10	70772.595	7.93
Auto Tyres & Tubes	102091.82	100709.11	90584.72	100493.89	10.94
Paints, Printing Ink and Allied Products	63348.97	67636.55	67464.74	74449.54	10.35
Glass & Glassware	40175.45	44084.78	47332.11	46069.01	-2.67
Plywood & Allied Products	43475.18	44194.10	51513.09	53673.07	4.19
Ceramics & Allied Products	38616.16	56876.41	64899.60	79356.40	22.28
Cement, Cement Clinkers & Asbestos Cement Products	20162.92	24318.38	22620.22	26850.94	18.70
Paper, Paper Board & Paper Product	60321.42	66609.91	70740.36	74761.40	5.68
Books, Publications & Printing	18542.75	16225.37	18587.62	18958.33	1.99
Animal By Products	6133.02	5299.64	6534.93	4609.92	-29.46
Ossein & Gelatine	4911.91	4986.52	4227.85	3411.77	-19.30
Graphite, Explosives & Accessories	24606.92	18710.10	14588.10	13453.17	-7.78
Miscellaneous Products	15179.10	16210.78	18017.18	17674.12	-1.90
<b>TOTAL (B)</b>	<b>501735.79</b>	<b>537282.88</b>	<b>542683.61</b>	<b>584534.15</b>	<b>7.71</b>
<b>GRAND TOTAL (A+B)</b>	<b>782284.85</b>	<b>852924.95</b>	<b>852196.23</b>	<b>986524.57</b>	<b>15.76</b>

Data Source: MoC Export Import Data Bank

In dollar term, total exports of chemical and allied products from India is valued at USD 14712.59 Million during 2016-17, which is 12.46% higher than that of USD 13082.96 Million in 2015-16. Export from the Minerals and Ores sector valued at US\$ 5994.98 Million during 2016-17 which is 25.89% higher than the previous financial year which is valued at US\$ 4761.96 Million. During the stated period, exports of Non-Minerals sector is valued at US\$ 8717.61 Million which is 4.77% higher than that of previous year valued at US\$ 8321.00 Million.



Value in US\$ Million

Panels with Item Descriptions	2013-14	2014-15	2015-16	2016-17	Growth % (2016-17 over 2015-16)
<b>A. MINERALS &amp; ORES</b>					
Natural Stones and Products	1996.22	2019.81	1832.32	1860.25	1.52
Bulk Minerals and Ores	1552.67	2015.26	1978.29	3142.23	58.84
Processed Minerals	1085.62	1119.40	951.35	992.50	4.33
<b>TOTAL (A)</b>	<b>4634.51</b>	<b>5154.47</b>	<b>4761.96</b>	<b>5994.98</b>	<b>25.89</b>
<b>B. NON-MINERALS</b>					
Rubber Products	1058.57	1169.06	1005.13	1055.35	5.00
Auto Tyres & Tubes	1687.48	1648.11	1387.24	1498.84	8.04
Paints, Printing Ink and Allied Products	1048.08	1106.79	1031.18	1110.36	7.68
Glass & Glassware	661.89	721.49	725.22	687.03	-5.27
Plywood & Allied Products	717.07	722.95	787.88	800.49	1.60
Ceramics & Allied Products	638.07	930.15	994.17	1183.61	19.06
Cement, Cement Clinkers & Asbestos Cement Products	331.30	397.61	358.80	400.40	11.59
Paper, Paper Board & Paper Product	997.48	1089.89	1083.51	1115.15	2.92
Books, Publications & Printing	306.22	265.66	285.49	282.53	-1.04
Animal By Products	101.60	86.65	99.29	68.75	-30.76
Ossein & Gelatine	81.07	81.67	64.72	50.88	-21.38
Graphite, Explosives & Accessories	404.71	306.34	223.21	200.67	-10.10
Miscellaneous Products	251.27	264.71	275.16	263.55	-4.22
<b>TOTAL (B)</b>	<b>8284.81</b>	<b>8791.08</b>	<b>8321.00</b>	<b>8717.61</b>	<b>4.77</b>
<b>GRAND TOTAL (A+B)</b>	<b>12919.32</b>	<b>13945.55</b>	<b>13082.96</b>	<b>14712.59</b>	<b>12.46</b>

Data Source: MoC Export Import Data Bank

### **Minerals & Ores Panel:**

In the Mineral and Ores sector Bulk Minerals and Ores Panel has the highest contribution of US\$ 3142.23 Million in 2016-17 than that of US\$ 1978.29 Million in 2015-16 registering a growth of 58.84%. The same in Rupee term is Rs. 210759.20 Million in 2016-17 than Rs. 127929.32 Million in 2015-16 indicated a growth of 64.75 %.

Exports from the Processed Minerals Panel registered a growth of 4.33% from US\$ 951.35 Million in 2015-16 to US\$ 992.50 Million in 2016-17. Growth in Rupee term is 7.20% from Rs. 62037.33 Million in 2015-16 to Rs. 66501.94 Million in 2016-17.

Natural Stones and Products panel has also registered a growth of 1.52%. Exports from this panel were US\$ 1860.25 Million in 2016-17 than US\$ 1832.32 Million in 2015-16. In Rupee term growth is 4.34% from Rs. 119545.97 Million in 2015-16 to Rs. 124729.29 Million in 2016-17.

**Non- Mineral Panels :**

From the Non-Mineral sector Rubber Products Panel (in Dollar term 5% and in Rupee term 7.93%), Auto Tyres & Tubes Panel (in Dollar term 8.04% and in Rupee term 10.94%), Paints, Printing Ink & Allied Products Panel (in Dollar term 7.68% and in Rupee term 10.35%), Plywood & Allied Products Panel (in Dollar term 1.60% and in Rupee term 4.19%), Ceramics & Allied Products Panel (in Dollar term 19.6% and in Rupee term 22.28%), Cement, Cement Clinkers & Asbestos Cement Products Panel (in Dollar term 11.59% and in Rupee term 18.70%), and Paper, Paper Board & Paper Product Panel (in Dollar term 2.92% and in Rupee term 5.68%) have registered growth in both US\$ and Rupee terms. Amongst these, exports from the Ceramics & Allied Products Panel grew by maximum, 19.6% in Dollar term from US\$ 994.17 Million 2015-16 to US\$ 1183.61 Million in 2016-17 and by 22.28% in Rupee term from Rs. 64899.60 Million 2015-16 to Rs. 79356.40 Million in 2016-17.

Glass & Glassware panel (in Dollar term -5.27% and in Rupee term -2.67%), Animal By Products panel (in Dollar term -30.76% and in Rupee term -29.46%), Ossein & Gelatine Panel (in Dollar term -21.38% and in Rupee term -19.30%), Graphite , Explosives & Accessories Panel (in Dollar term -10.10% and in Rupee term -7.78%) and Miscellaneous Products Panel (in Dollar term -4.22% and in Rupee term -1.90%) have shown negative growth in the year 2016-17 of which Animal By Products panel registered maximum decline from US\$ 99.29 Million in 2015-16 to US\$ 68.75 in Dollar term and from Rs. 6534.93 Million in 2015-16 to Rs. 4609.92 Million in Rupee term.

Books, Publications & Printing Panel have shown Positive growth of 1.99% from Rs. 18587.62 Million in 2015-16 to Rs. 18958.33 Million in 2016-17. However, this panel has shown a negative growth of -1.04% in Dollar term from US\$ 285.49 Million in 2015-16 to US\$ 282.53 Million in 2016-17.



**2.4 TOP THIRTY EXPORT DESTINATIONS OF ALL MERCHANDISE OF CAPEXIL DURING THE YEAR 2016-17:**

Value in Rs. Million					
Name of the Country	2016-17	2015-16	% Change	Rank in 2016-17	Rank in 2015-16
CHINA P RP	155988.21	73737.00	111.55	1	2
U S A	115476.04	104132.65	10.89	2	1
KOREA RP	57930.87	41511.02	39.56	3	4
U ARAB EMTS	49057.41	45471.97	7.88	4	3
GERMANY	37325.56	35702.89	4.54	5	5
NEPAL	35049.09	22130.21	58.38	6	10
U K	34195.35	33578.56	1.84	7	6
BANGLADESH PR	34117.27	23932.44	42.56	8	9
SAUDI ARAB	29872.74	32679.75	-8.59	9	7
MALAYSIA	28357.13	19940.84	42.21	10	11
SRI LANKA DSR	27138.75	24691.77	9.91	11	8
ITALY	24245.04	14408.38	68.27	12	16
TURKEY	19026.03	15214.68	25.05	13	12
NETHERLAND	17514.23	15102.08	15.97	14	13
INDONESIA	16545.84	14931.85	10.81	15	14
JAPAN	16422.61	13316.45	23.33	16	18
MEXICO	16224.60	13423.43	20.87	17	17
IRAN	13727.79	14666.76	-6.40	18	15
FRANCE	13186.92	12131.08	8.70	19	20
VIETNAM SOC REP	12969.22	11400.82	13.76	20	21
EGYPT A RP	12808.71	12194.31	5.04	21	19
THAILAND	12613.92	9810.34	28.58	22	25
OMAN	11590.86	Not in the list of 30		23	NA
AUSTRALIA	10812.96	9302.90	16.23	24	26
BRAZIL	10629.28	10905.40	-2.53	25	22
SPAIN	10490.46	7923.60	32.40	26	30
BELGIUM	9221.29	10841.55	-14.94	27	23
TAIWAN	9184.26	10289.85	-10.74	28	24
CANADA	9091.62	9106.84	-0.17	29	27
KENYA	8937.45	8473.52	5.48	30	29

Data Source: MoC Export Import Data Bank

## 2.5 TOP THIRTY EXPORT DESTINATIONS OF MINERAL AND ORES SECTOR DURING THE YEAR 2016-17:

Name of the Country	Value in Rs. Million				
	2016-17	2015-16	% Change	Rank in 2016-17	Rank in 2015-16
CHINA P RP	92479.19	63802.47	44.95	1	1
KOREA RP	53069.91	36934.04	43.69	2	2
U S A	29447.96	27394.78	7.49	3	3
MALAYSIA	22874.94	14980.25	52.70	4	4
U ARAB EMTS	18222.27	14869.28	22.55	5	5
BANGLADESH PR	17694.62	10007.18	76.82	6	7
ITALY	13501.08	4482.42	201.20	7	19
U K	12159.06	12161.04	-0.02	8	6
TURKEY	9509.01	6127.47	55.19	9	13
JAPAN	8322.67	6157.04	35.17	10	12
SAUDI ARAB	7432.38	6998.86	6.19	11	10
INDONESIA	7311.43	6631.34	10.26	12	11
MEXICO	7137.40	7842.04	-8.99	13	8
NEPAL	6760.84	5127.84	31.85	14	17
TAIWAN	6530.45	7574.45	-13.78	15	9
EGYPT A RP	6272.89	5601.08	11.99	16	15
VIETNAM SOC REP	5591.66	5315.36	5.20	17	16
IRAN	5513.65	5603.39	-1.60	18	14
GERMANY	4848.25	4686.95	3.44	19	18
OMAN	4822.48	Not in the list of 30		20	
NETHERLAND	4261.41	2362.96	80.34	21	26
SINGAPORE	4089.55	3760.79	8.74	22	20
SPAIN	3997.31	1907.16	109.59	23	29
BELGIUM	3242.90	3304.8	-1.87	24	21
THAILAND	3211.88	2171.63	47.90	25	27
CANADA	3123.65	3077.94	1.48	26	22
POLAND	2609.18	2387.69	9.28	27	25
BRAZIL	2483.45	2514.69	-1.24	28	24
FRANCE	2457.16	2147.65	14.41	29	28
KUWAIT	1979.02	Not in the list of 30		30	

Data Source: MoC Export Import Data Bank



## 2.6 TOP THIRTY EXPORT DESTINATIONS OF NON-MINERAL SECTOR DURING THE YEAR 2016-17:

Name of the Country	Value in Rs. Million				
	2016-17	2015-16	% Change	Rank in 2016-17	Rank in 2015-16
USA	86028.08	76737.87	12.11	1	1
CHINA P RP	63509.01	9934.53	539.28	2	11
GERMANY	32477.31	31015.95	4.71	3	2
U ARAB EMTS	30835.14	30602.69	0.76	4	3
NEPAL	28288.26	17002.37	66.38	5	7
SRI LANKA DSR	26631.92	24220.6	9.96	6	5
SAUDI ARAB	22440.36	25680.88	-12.62	7	4
U K	22036.29	21417.52	2.89	8	6
BANGLADESH PR	16422.64	13925.25	17.93	9	8
NETHERLAND	13252.82	12739.12	4.03	10	9
ITALY	10743.96	9925.95	8.24	11	12
FRANCE	10729.76	9983.42	7.48	12	10
AUSTRALIA	9793.64	8123.62	20.56	13	17
TURKEY	9517.02	9087.22	4.73	14	13
THAILAND	9402.04	7638.71	23.08	15	20
INDONESIA	9234.41	8300.51	11.25	16	16
MEXICO	9087.19	5581.38	62.81	17	30
KENYA	8256.48	7841.38	5.29	18	18
IRAN	8214.15	9063.38	-9.37	19	14
BRAZIL	8145.83	8390.71	-2.92	20	15
JAPAN	8099.94	7159.41	13.14	21	22
PHILIPPINES	7585.97	6976.65	8.73	22	23
SOUTH AFRICA	7573.93	6591.7	14.90	23	25
VIETNAM SOC REP	7377.56	6085.46	21.23	24	26
NIGERIA	7296.62	7701.27	-5.25	25	19
ETHIOPIA	7296.07	5905.34	23.55	26	29
OMAN	6768.38	Not in the list of 30		27	
EGYPT A RP	6535.83	6593.23	-0.87	28	24
SPAIN	6493.15	6016.44	7.92	29	28
BELGIUM	5978.39	7536.75	-20.68	30	21

Data Source: MoC Export Import Data Bank

## 2.7 REGION/COUNTRY-WISE DISTRIBUTION OF EXPORTS OF CAPEXIL'S PRODUCTS IN WORLD MARKET DURING 2016-17:

Value in Rs. Million

REGION/COUNTRY	TOTAL EXPORT OF CAPEXIL TO THESE COUNTRIES	TOTAL EXPORT OF INDIA TO THESE COUNTRIES	% SHARE OF CAPEXIL'S EXPORT TO THESE COUNTRIES	% SHARE OF INDIA'S EXPORT TO THESE COUNTRIES
<b>Region: ASEAN</b>	<b>88030.92</b>	<b>2083201.45</b>	<b>4.23</b>	<b>11.24</b>
BRUNEI	96.78	2872.83	3.37	0.01
CAMBODIA	269.40	7066.14	3.81	0.03
INDONESIA	16545.84	234901.83	7.04	1.26
LAO PD RP	41.81	1722.15	2.43	0
MALAYSIA	28357.13	351120.23	8.08	1.89
MYANMAR	1290.88	74572.32		0.04
PHILIPPINES	8021.70	99642.02	8.05	0.53
SINGAPORE	7824.23	641440.42	1.22	3.46
THAILAND	12613.92	212839.94	5.93	1.14
VIETNAM SOC REP	12969.22	457023.59	2.84	2.46
<b>Region: CARs Countries</b>	<b>949.53</b>	<b>22761.08</b>	<b>4.17</b>	<b>0.04</b>
KAZAKHSTAN	703.53	81247.30	0.87	0.01
KYRGHZSTAN	6.58	20820.85	0.03	0
TAJKISTAN	36.94	13755.64	0.27	0.02
TURKMENISTAN	86.11	38767.26	0.22	0.03
UZBEKISTAN	116.38	73019.70	0.16	0.1
<b>Region: Central Africa</b>	<b>5652.43</b>	<b>70277.50</b>	<b>8.04</b>	<b>0.37</b>
BURUNDI	186.98	2406.38	7.77	0.01
C AFRI REP	17.12	694.98	2.46	0
CHAD	16.66	2582.93	0.65	0.01
CONGO D. REP.	595.68	13439.95	4.43	0.07
MALAWI	831.84	11982.59	6.94	0.06
RWANDA	334.87	5922.41	5.65	0.03
UGANDA	3669.28	33248.26	11.04	0.17
<b>Region: East Africa</b>	<b>24653.36</b>	<b>452385.83</b>	<b>5.45</b>	<b>2.44</b>
COMOROS	52.83	1391.19	3.80	0.00
DJIBOUTI	634.05	18884.82	3.36	0.10
ETHIOPIA	7475.74	52015.55	14.37	0.28
KENYA	8937.45	147437.46	6.06	0.79
MADAGASCAR	811.16	14362.81	5.65	0.07
MAURITIUS	1019.85	59295.45	1.72	0.32
REUNION	201.84	2787.86	7.24	0.01
SEYCHELLES	288.13	2414.64	11.93	0.01
SOMALIA	735.41	33952.72	2.17	0.18
TANZANIA REP	4496.89	119843.33	3.75	0.64



Value in Rs. Million

REGION/COUNTRY	TOTAL EXPORT OF CAPEXIL TO THESE COUNTRIES	TOTAL EXPORT OF INDIA TO THESE COUNTRIES	% SHARE OF CAPEXIL'S EXPORT TO THESE COUNTRIES	% SHARE OF INDIA'S EXPORT TO THESE COUNTRIES
<b>Region: East Asia (Oceania)</b>	<b>13202.87</b>	<b>226524.88</b>	<b>5.83</b>	<b>1.22</b>
AUSTRALIA	10812.96	198863.40	5.44	1.07
FIJI IS	190.59	3529.30	5.40	0.01
KIRIBATI REP	3.66	31.61	11.57	0
NAURU RP	0.00	166.51	0.00	0
NEW ZEALAND	1899.27	20839.29	9.11	0.11
PAPUA N GNA	243.75	2436.59	10.00	0.01
SAMOA	12.52	118.74	10.55	0
SOLOMON IS	6.00	156.42	3.83	0
TIMOR LESTE	23.70	155.46	15.24	0
TONGA	1.19	80.62	1.47	0
TUVALU	0.00	5.53	0.00	0
VANUATU REP	9.24	141.42	6.54	0
<b>Region: EU Countries</b>	<b>179064.73</b>	<b>3152685.41</b>	<b>5.68</b>	<b>17.02</b>
AUSTRIA	2052.53	25814.39	7.95	0.14
BELGIUM	9221.29	379941.43	2.43	2.05
BULGARIA	1733.85	16088.41	10.78	0.07
CYPRUS	147.45	4829.86	3.05	0.03
CZECH REPUBLIC	707.83	35854.00	1.97	0.19
DENMARK	2572.52	46648.88	5.51	0.25
ESTONIA	568.25	6554.99	8.67	0.03
FINLAND	1108.15	18287.81	6.06	0.01
FRANCE	13186.92	330419.2	3.99	1.78
GERMANY	37325.56	483653.80	7.72	2.61
GREECE	3159.15	25548.57	12.37	0.14
HUNGARY	498.99	27334.33	1.83	0.15
IRELAND	2562.03	32665.49	7.84	0.18
ITALY	24245.04	331636.82	7.31	1.08
LATVIA	1193.35	7778.46	15.34	0.04
LITHUANIA	440.47	6449.60	6.83	0.03
LUXEMBOURG	80.16	773.12	10.37	0
MALTA	85.96	9252.13	0.93	0.04
NETHERLAND	17514.23	341191.49	5.13	1.84
POLAND	8423.42	80734.29	10.43	0.43
PORTUGAL	1888.74	44996.96	4.20	0.24
ROMANIA	1707.23	17324.12	9.85	0.09
SLOVAK REP	558.35	9842.85	5.67	0.05
SLOVENIA	1208.95	16897.69	7.15	0.09
SPAIN	10490.46	230585.19	4.55	1.24
SWEDEN	2188.52	47711.72	4.59	0.26



UK	34195.35	573869.83	5.96	3.1
----	----------	-----------	------	-----

Value in Rs. Million

REGION/COUNTRY	TOTAL EXPORT OF CAPEXIL TO THESE COUNTRIES	TOTAL EXPORT OF INDIA TO THESE COUNTRIES	% SHARE OF CAPEXIL'S EXPORT TO THESE COUNTRIES	% SHARE OF INDIA'S EXPORT TO THESE COUNTRIES
<b>Region: European Free Trade Association (EFTA)</b>	<b>2218.75</b>	<b>83230.09</b>	<b>2.67</b>	<b>0.44</b>
ICELAND	19.94	1120.95	1.78	0
LIECHTENSTEIN	0.26	49.53	0.53	0
NORWAY	1347.72	16486.56	8.17	0.08
SWITZERLAND	850.82	65573.04	1.30	0.35
<b>Region : Latin America</b>	<b>26447.96</b>	<b>4867292.70</b>	<b>0.54</b>	<b>2.57</b>
ANTIGUA	0.77	1327.55	0.06	0
ARGENTINA	2220.89	343435.04	0.65	0.19
BARBADOS	18.17	8319.25	0.22	0
BAHAMAS	9.07	3982.13	0.23	
BELIZE	28.59	10309.65	0.28	0
BERMUDA	1.81	2830.92	0.06	0
BOLIVIA	322.98	53538.06	0.60	0.03
BR VIRGN IS	0.00	553.50	0.00	0
BRAZIL	10629.28	1615005.78	0.66	0.87
CAYMAN IS	7.55	3221.63	0.23	0
CHILE	1670.28	453458.24	0.37	0.24
COLOMBIA	3350.02	527875.91	0.63	0.28
COSTA RICA	430.76	107342.29	0.40	0.06
CUBA	150.42	28016.80	0.54	0.01
DOMINIC REP	274.74	151180.59	0.18	0.08
DOMINICA	6.93	1646.47	0.42	0
ECUADOR	1387.97	133353.85	1.04	0.07
EL SALVADOR	199.21	40534.21	0.49	0.02
FALKLAND IS	0.00	0.00	0.00	0
FR GUIANA	9.79	1002.96	0.98	0
GRENADA	5.67	2028.43	0.28	0
GUADELOUPE	10.46	2940.06	0.36	0
GUATEMALA	884.77	162835.22	0.54	0.09
GUYANA	96.55	13474.66	0.72	0
HAITI	323.23	48211.74	0.67	0.03
HONDURAS	621.48	91036.56	0.68	0.05
JAMAICA	150.39	29141.71	0.52	0.02
MARTINIQUE	12.34	2767.13	0.45	0
MONTSERRAT	0.06	412.59	0.01	0
NETHERLANDANTIL	23.38	25574.87	0.09	0.01
NICARAGUA	345.50	58517.40	0.59	0.03
PANAMA REPUBLIC	434.89	148858.98	0.29	0.08





Value in Rs. Million

REGION/COUNTRY	TOTAL EXPORT OF CAPEXIL TO THESE COUNTRIES	TOTAL EXPORT OF INDIA TO THESE COUNTRIES	% SHARE OF CAPEXIL'S EXPORT TO THESE COUNTRIES	% SHARE OF INDIA'S EXPORT TO THESE COUNTRIES
PARAGUAY	121.99	84084.75	0.15	0.04
PERU	2010.42	468592.47	0.43	0.25
ST KITT N A	1.94	2075.94	0.09	0
ST LUCIA	11.08	2907.24	0.38	0
ST VINCENT	7.61	524.93	1.45	0
SURINAME	63.38	7100.46	0.89	0
TRINIDAD	208.54	56744.02	0.37	0.03
TURKS C IS	0.03	526.64	0.01	0
URUGUAY	233.83	126796.02	0.18	0.07
VENEZUELA	159.54	41623.03	0.38	0.02
VIRGIN IS US	1.68	3583.02	0.05	0
<b>Region : NE Asia</b>	<b>242542.98</b>	<b>2326550.30</b>	<b>10.43</b>	<b>12.56</b>
CHINA P RP	155988.21	684175.31	22.80	3.69
HONG KONG	2761.19	948550.03	0.29	5.12
JAPAN	16422.61	258523.71	6.35	1.39
KOREA DP RP	243.59	3016.24	8.08	0.01
KOREA RP	57930.87	284522.94	20.36	1.53
MACAO	0.81	108.36	0.75	0
MONGOLIA	11.45	655.91	1.75	0
TAIWAN	9184.26	146997.80	6.25	0.79
<b>Region: North Africa</b>	<b>20894.96</b>	<b>296344.46</b>	<b>7.05</b>	<b>1.59</b>
ALGERIA	2763.29	56595.99	4.88	0.3
EGYPT A RP	12808.71	138858.80	9.22	0.75
LIBYA	913.04	8073.16	11.31	0.04
MOROCCO	1408.96	25233.79	5.58	0.14
SUDAN	2327.41	50386.74	4.62	0.27
TUNISIA	673.55	17195.98	3.92	0.09
<b>Region: North America</b>	<b>140792.25</b>	<b>3205676.85</b>	<b>4.39</b>	<b>17.30</b>
CANADA	9091.62	134697.85	6.75	0.73
MEXICO	16224.60	232913.69	6.97	1.26
U S A	115476.04	2838065.32	4.07	15.32
<b>Region: Other CIS Countries</b>	<b>7713.53</b>	<b>164470.16</b>	<b>4.69</b>	<b>0.88</b>
ARMENIA	42.82	2132.64	2.01	0.01
AZERBAIJAN	60.42	2710.90	2.23	0.01
BELARUS	52.77	2705.97	1.95	0.01
GEORGIA	323.20	6127.33	5.27	0.03
MOLDOVA	31.58	450.71	7.01	0
RUSSIA	5104.97	129509.65	3.94	0.69
UKRAINE	2097.79	20832.97	10.07	0.11



Value in Rs. Million

REGION/COUNTRY	TOTAL EXPORT OF CAPEXIL TO THESE COUNTRIES	TOTAL EXPORT OF INDIA TO THESE COUNTRIES	% SHARE OF CAPEXIL'S EXPORT TO THESE COUNTRIES	% SHARE OF INDIA'S EXPORT TO THESE COUNTRIES
<b>Region: Other European Countries</b>	<b>20396.89</b>	<b>323252.39</b>	<b>6.31</b>	<b>1.74</b>
ALBANIA	471.83	1782.82	26.47	0
BOSNIA-HRZGOVIN	199.32	885.42	22.51	0
CROATIA	633.68	8330.77	7.61	0.04
MACEDONIA	66.03	998.56	6.61	0
TURKEY	19026.03	311244.58	6.11	1.68
UNION OF SERBIA & MONTENEGRO	0.00	10.24	0.00	0
<b>Region: Other South African Countries</b>	<b>5107.77</b>	<b>101502.59</b>	<b>5.03</b>	<b>0.54</b>
ANGOLA	664.52	10415.10	6.38	0.05
MOZAMBIQUE	2070.99	67847.46	3.05	0.37
ZAMBIA	2042.73	15916.49	12.83	0.08
ZIMBABWE	329.53	7323.55	4.50	0.04
<b>Region: Other West Asia</b>	<b>29298.18</b>	<b>528271.40</b>	<b>5.55</b>	<b>2.85</b>
IRAN	13727.79	160456.25	8.56	0.87
IRAQ	5232.84	74836.48	6.99	0.4
ISRAEL	4165.40	205486.80	2.03	1.11
JORDAN	1695.14	35136.24	4.82	0.19
LEBANON	1434.97	14200.95	10.10	0.08
SYRIA	303.68	8208.89	3.70	0.04
YEMEN REPubLC	2738.36	29946.08	9.14	0.16
<b>Region: South Asia</b>	<b>107397.99</b>	<b>1280805.93</b>	<b>8.39</b>	<b>6.91</b>
AFGHANISTAN TIS	1077.90	34058.01	3.16	0.18
BANGLADESH PR	34117.27	451268.23	7.56	2.44
BHUTAN	1625.46	34136.84	4.76	0.18
MALDIVES	3127.22	13328.60	23.46	0.07
NEPAL	35049.09	362209.56	9.68	1.95
PAKISTAN IR	5262.28	122893.53	4.28	0.66
SRI LANKA DSR	27138.75	262911.17	10.32	1.42
<b>Region: Southern African Customs Union (SACU)</b>	<b>8213.42</b>	<b>254385.03</b>	<b>3.23</b>	<b>1.37</b>
BOTSWANA	116.02	5168.83	2.24	0.03
LESOTHO	1.79	2226.32	0.08	0.01
NAMIBIA	36.49	5990.47	0.61	0.03
SOUTH AFRICA	7945.22	238348.60	3.33	1.29
SWAZILAND	113.91	2650.81	4.30	0.01



Value in Rs. Million

REGION/COUNTRY	TOTAL EXPORT OF CAPEXIL TO THESE COUNTRIES	TOTAL EXPORT OF INDIA TO THESE COUNTRIES	% SHARE OF CAPEXIL'S EXPORT TO THESE COUNTRIES	% SHARE OF INDIA'S EXPORT TO THESE COUNTRIES
<b>Region: Unspecified</b>	<b>883.85</b>	<b>276313.06</b>	<b>0.32</b>	<b>1.49</b>
AMERI SAMOA	0.00	5.16	0.00	0
ANDORRA	0.00	9.72	0.00	0
ANGUILLA	0.03	2.83	0.88	0
ARUBA	3.04	531.01	0.57	0
CHRISTMAS IS.	0.00	0.00	0.00	0
COCOS IS	0.00	1.29	0.00	0
COOK IS	0.00	9.98	0.00	0
ERITREA	32.95	215.52	15.29	0
FAROE IS.	2.75	39.23	7.00	0
FR POLYNESIA	10.20	280.20	3.64	0
GIBRALTAR	0.37	86315.45	0.00	0.47
GREENLAND	0.00	0.00	0.00	0
GUAM	0.02	32.74	0.05	0
INSTALLATIONS IN INTERNATIONAL WATERS	0.00	5343.34	0.00	0.029
MARSHALL ISLAND	2.42	9.63	25.08	0
MICRONESIA	0.54	9.41	5.74	0
MONACO	5.22	102.70	5.08	0
MONTENEGRO	316.59	2435.59	13.00	0.01
N. MARIANA IS.	0.82	0.87	94.02	0
NEW CALEDONIA	17.75	543.57	3.27	0
NIUE IS	0.00	0.00	0.00	0
NORFOLK IS	0.00	19.03	0.00	0
PALAU	0.00	2.45	0.00	0
PANAMA C Z	0.00	0.71	0.00	0
PITCAIRN IS.	0.00	3.48	0.00	0
PUERTO RICO	220.42	7131.10	3.09	0.04
SAHARWI A.DM RP	0.01	0.16	3.14	0
SAN MARINO	0.13	15.34	0.82	0
SERBIA	179.71	3374.06	5.33	0.02
SINT MAARTEN (DUTCH PART)	0.00	0.11	0.00	0
SOUTH SUDAN	1.80	218.83	0.82	0
TOKELAU IS	0.00	2.33	0.00	0
UNSPECIFIED	87.60	169582.19	0.05	0.91
US MINOR OUTLYING ISLANDS	1.51	72.30	2.09	0
VATICAN CITY	0.00	2.75	0.00	0
WALLIS F IS	0.00	0.00	0.00	0



Value in Rs. Million

REGION/COUNTRY	TOTAL EXPORT OF CAPEXIL TO THESE COUNTRIES	TOTAL EXPORT OF INDIA TO THESE COUNTRIES	% SHARE OF CAPEXIL'S EXPORT TO THESE COUNTRIES	% SHARE OF INDIA'S EXPORT TO THESE COUNTRIES
<b>Region: West Africa</b>	<b>18905.71</b>	<b>391139.693</b>	<b>4.83</b>	<b>2.1</b>
BENIN	414.09	30372.176	1.36	0.16
BURKINA FASO	600.43	7725.611	7.77	0.14
CAMEROON	837.59	10072.564	8.32	0.05
CAPE VERDE IS	11.66	83.993	13.88	0
CONGO P REP	392.03	8930.842	4.39	0.05
COTE D' IVOIRE	1178.06	28173.91	4.18	0.15
EQU TL GUINEA	37.71	753.38	5.00	0
GABON	163.30	2916.136	5.60	0.01
GAMBIA	188.85	4224.053	4.47	0.02
GHANA	3371.02	45742.265	7.37	0.25
GUINEA	519.72	23832.035	2.18	0.13
GUINEA BISSAU	74.12	14520.25	0.51	0
LIBERIA	539.46	9791.756	5.51	0.05
MALI	412.48	7252.452	5.69	0.04
MAURITANIA	228.77	4425.288	5.17	0.02
NIGER	92.95	5476.71	1.70	0.03
NIGERIA	7927.17	118743.911	6.68	0.64
SAO TOME	8.85	61.985	14.27	0
SENEGAL	1160.83	42709.457	2.72	0.23
SIERRA LEONE	333.53	6288.386	5.30	0.03
ST HELENA	0.00	1.407	0.00	0
TOGO	413.10	19041.126	2.17	0.1
<b>Region: West Asia-GCC</b>	<b>1916.31</b>	<b>2809973.03</b>	<b>0.07</b>	<b>15.16</b>
BAHARAIN IS	2897.52	31800.71	9.11	0.17
KUWAIT	6998.36	100227.87	6.98	0.54
OMAN	11590.86	182835.39	6.34	0.99
QATAR	4355.02	52810.88	8.25	0.28
SAUDI ARAB	29872.74	344172.13	8.68	1.85
U ARAB EMTS	49057.41	2098126.05	2.34	11.33

Data Source: MoC Export Import Data Bank

## 2.8 REGION-WISE DISTRIBUTION OF EXPORTS OF CAPEXIL'S PRODUCTS IN WORLD MARKET DURING 2016-17:

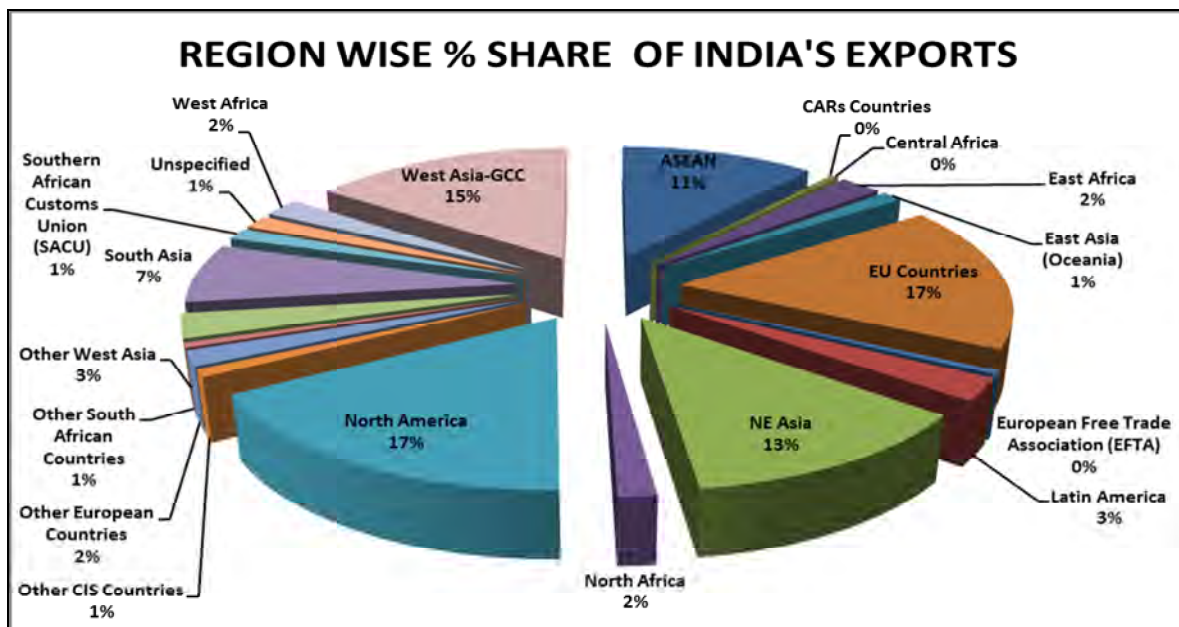
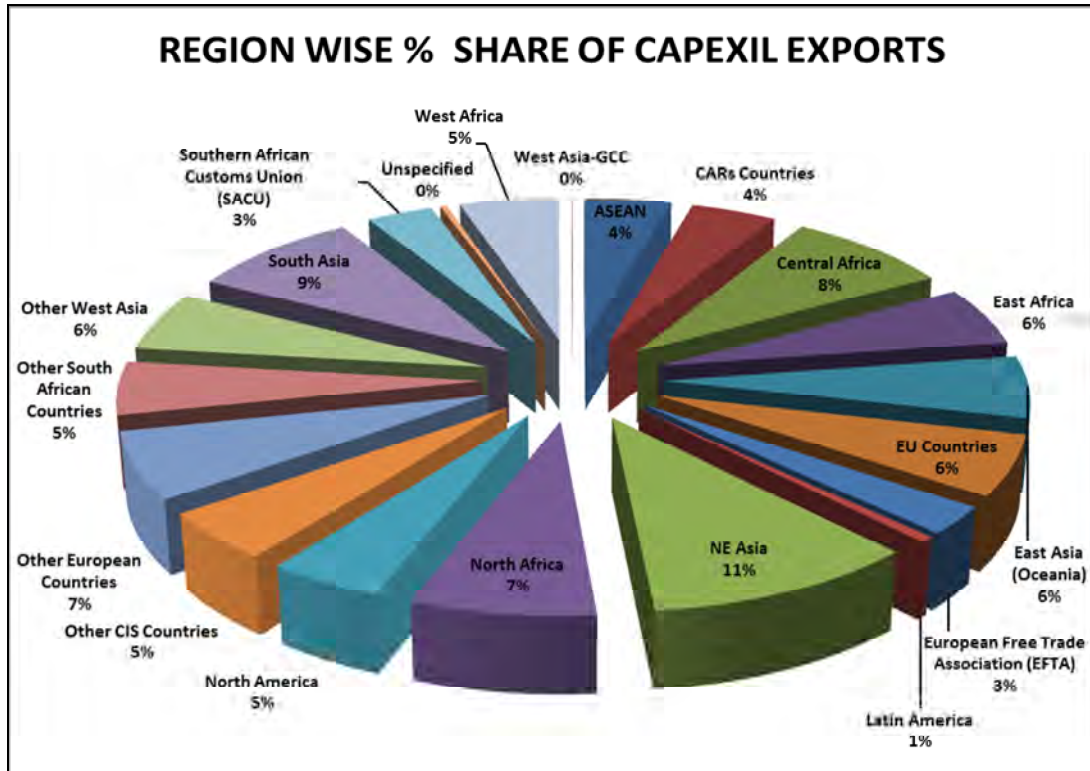
Value in Rs. Million

REGION	TOTAL EXPORT OF CAPEXIL TO THESE REGIONS	TOTAL EXPORT OF INDIA TO THESE REGIONS	% SHARE OF CAPEXIL EXPORT TO THESE REGIONS	% SHARE OF INDIA'S EXPORT TO THESE REGIONS
ASEAN	88030.92	2083201.45	4.23	11.24
CARs Countries	949.53	22761.08	4.17	0.04
Central Africa	5652.43	70277.50	8.04	0.37
East Africa	24653.36	452385.83	5.45	2.44
East Asia (Oceania)	13202.87	226524.88	5.83	1.22
EU Countries	179064.73	3152685.41	5.68	17.02
European Free Trade Association (EFTA)	2218.75	83230.09	2.67	0.44
Latin America	26447.96	4867292.70	0.54	2.57
NE Asia	242542.98	2326550.30	10.43	12.56
North Africa	20894.96	296344.46	7.05	1.59
North America	140792.25	3205676.85	4.39	17.30
Other CIS Countries	7713.53	164470.16	4.69	0.88
Other European Countries	20396.89	323252.39	6.31	1.74
Other South African Countries	5107.77	101502.59	5.03	0.54
Other West Asia	29298.18	528271.40	5.55	2.85
South Asia	107397.99	1280805.93	8.39	6.91
Southern African Customs Union (SACU)	8213.42	254385.03	3.23	1.37
Unspecified	883.85	276313.06	0.32	1.49
West Africa	18905.71	391139.693	4.83	2.1
West Asia-GCC	1916.31	2809973.03	0.07	15.16
<b>Total</b>	<b>944284.40</b>	<b>22917043.82</b>	<b>96.89</b>	<b>99.83</b>

Data Source: MoC Export Import Data Bank



**2.9 GRAPHICAL REPRESENTATION OF REGION WISE % SHARE OF CAPEXIL'S EXPORTS VS % SHARE OF INDIA'S TOTAL EXPORTS TO ALL THE REGIONS:**



### 3. POLICY CONSTRAINTS VIS –A-VIS CAPEXIL’S REPRESENTATIONS AND ASSISTANCE

#### 3.1 A BRIEF ACCOUNT

During 2016-17, the Council’s important representations/recommendations were with regard to -

- Removal of operational problems of exporters in Ports, Customs, Excise, Navy etc.,
- Amendment/modification of the policy provisions that affected exports,
- Addition/Alteration/Modification in the existing input-output norms,
- Fixation of norms for new export products,
- Continuance as also fixation of ‘All Industry’ rates of duty drawback for CAPEXIL’s products,

Besides, CAPEXIL furnished necessary feedback on export promotional matters to the authorities concerned as and when sought. A number of CAPEXIL representations during 2015-16 received due consideration of the Government.

**Highlights of the representations and proposals submitted by Capexil to the concerned authorities for facilitation of exports:**

#### ISSUES RELATED TO MINISTRY OF COMMERCE & INDUSTRY, GOVERNMENT OF INDIA :

- As required by Ministry of Commerce, Government of India, the Council prepared and sent information regarding the List of products under the Panel “Plywood and Allied Products” and Export figures of last two years of each product under the said Panel.
- Necessary clarification provided to the Ministry of Commerce & Industry, Government of India regarding their query on “Are there any restrictions imposed on the use of indigenous peeled core veneer in special imported timber conversion zone for manufacture of Plywood? If so, furnish a copy of the Notifications, if any”
- Prepared and sent a representation to the Ministry of Commerce & Industry, Govt. of India for Extension of Interest Equalization (Subvention) Scheme to printed sector.
- Inputs provided to Ministry of Commerce & Industry, Govt. of India, for Joint Committee Meeting under India-Japan CEPA
- Inputs provided to Ministry of Commerce & Industry, Govt. of India, in connection with Expansion of India – MERCOSUR PTA – CAPEXIL’s wish list.
- A suitable reply sent to Ministry of Commerce & Industry regarding Key Result Area (KRA) for 2016-17 in respect of European Union Countries.
- As required by Ministry of Commerce, Govt. of India prepared and sent Export Analysis for CAPEXIL’s products for the period April to August 2016.
- Brief note on pending issues of CAPEXIL sent to Dept. of Commerce, Govt. of India for their suitable intervention and solution.
- Suitable reply prepared and sent to the Ministry on Formulation of Strategy to Address the Downturn in India’s Exports.
- The Council made a representation to Ministry of Commerce requesting to eliminate Customs Duty of Synthetic Rubber / Butyl Rubber on import from Russia to NIL from 5-10% during 22nd Session of India-Russia WGTEC.

- As required by Ministry of Commerce, the necessary inputs provided on India-Israel FTA Negotiations
- As desired by Ministry of Commerce, necessary inputs provided on Negotiations under the proposed Economic and Technology Co-operation Agreement (ETCA) with Sri Lanka.
- With regard to the Admitted Rajya Sabha Unstarred Question No. 1621 regarding 'Review of Export Promotion Councils', a detailed reply submitted to Ministry.
- Comments on Korean wish list for CAPEXIL products for tariff concessions under India-Korea CEPA (745 Lines) was prepared and sent to Ministry of Commerce, Govt. of India.
- A detailed Note for India-Taiwan Working Group on Trade (WGT) meeting was prepared and sent to the Ministry of Commerce & Industry.
- Suitably reply prepared and sent to Ministry of Commerce, Govt. of India on the Parliament Question on Ban on imports from India due to engagement of child labour in several sectors.
- The Detailed Note on the following points related to pre-budget economic survey was furnished to the Ministry:
  - a) India's Foreign Trade Policy: Recent Developments
  - b) India' Trade performance
  - c) Latest developments under the WTO negotiations on different issues along with India's stand / response on the same and implications for India including India's paper on Trade facilitation in Services
  - d) Anti-dumping including problems and prospects, details of products investigated and any latest development
  - e) Special Economic Zones : Performance and prospects
  - f) Participation of States in exports and the outcomes of the ASIDE Scheme
  - g) Status of RTA / FTAs
- The Ministry of Commerce & Industry, Govt. of India has received Grievance (Registration No. PMOPG/E/2016/0514513 dated 25.11.2016) from Shri M. Balaji requesting to allow export of Mineral products like Garnet, Ilmenite, Zircon & Rutile and withdraw the export duty of 10% or decline to 5% for the enhancement of export. As desired by the Ministry of Commerce, the Council provided suitable reply to the Ministry.
- The Council provided the suitable comments on India-EFTA TEPA Negotiations – Chapter 45 & 49 (tariff lines related to Cork & Paper Industry) as desired by the Ministry of Commerce & Industry, Govt. of India.
- A detailed presentation prepared and sent to Department of Commerce on abolition of Export Duty on Bauxite.
- Prepared and sent a detailed representation to Ministry of Commerce, on Stoppage of Beach Minerals Export from Tuticorin Port by Customs Authority vide Tuticorin Customs Public Notice No. 50/2016.
- Note pertaining to "Major constraints of Rubber Manufactured Products Panel & Auto Tyres & Tubes Panel" and was prepared and sent to the Dept. of Commerce, Ministry of Commerce in connection with visit of the Dept. related Parliamentary Standing Committee on Commerce from 7<sup>th</sup> to 11<sup>th</sup> January, 2017.
- Issues related to Trade with Association of South-East Asian Nations (ASEAN) submitted to Ministry during visit of the Dept. related Parliamentary Standing Committee on Commerce from 7<sup>th</sup> to 11<sup>th</sup> January, 2017.
- MERCOSUR Wish List with the comments on CAPEXIL's products was prepared and sent to the Dept. of Commerce, Ministry of Commerce & Industry.



- A detailed representation submitted to Ministry of Commerce & Industry, Govt. of India regarding enhancement of Import Duty for Titanium Di-oxide.
- A detailed Note on Joint Feasibility Study report on the Free Trade Agreement between India and the Eurasian Economic Union and its Member States was prepared and sent to Ministry of Commerce & Industry, Govt. of India.
- Inputs provided to Ministry regarding India-China Joint Group on Economic relations, Trade Science and Technologies as desired by them.
- Inputs provided to Ministry of Commerce, Govt. of India with regard to India-Mauritius Comprehensive Economic Cooperation and Partnership Agreement (CECPA) Negotiations.
- As desired by Ministry of Commerce, Govt. of India, the Council provided suitable comments on request list received from EFTA side for tariff elimination from India.
- Prepared and sent suitable reply to the Ministry of Commerce & Industry, Government of India with regard to Parliament Question for answer on 15.03.2017.
- As desired by Ministry of Commerce, Govt. of India, suitable inputs furnished to them with regard to ban on exports of Steatite (Soap Stone, etc.) Lumps under HS Code No. 25261020.
- Specific suggestion on Action to be taken to promote Make In India in light of growing protectionism overseas markets by Indian exporters received from member-exporters were submitted to the Ministry of Commerce & Industry, as desired by them.
- Problem faced by member-exporters regarding their Export Realization from Iran submitted to the Ministry of Commerce & Industry, Govt. of India for amicable solution.
- Issues/constraints related to exports of Chemical based Allied products to Columbia and Ecuador submitted to Ministry of Commerce, Govt. of India to be taken up with Columbia and Ecuador Authorities during the visit of a Delegation led by Commerce Secretary to Colombia and Ecuador during 16-19<sup>th</sup> May, 2017.
- As desired by Ministry of Commerce, Govt. of India, detailed inputs provided on Wish List for India-Peru Trade Agreements on trade in goods, services and investments.
- A detailed Note prepared and sent to Ministry of Commerce, Govt. of India on Reduction in the Sensitive Lists under SAFTA (PHASE-III) – Request list of India.
- Prepared a note with regard to India-Azerbaijan Preparatory Meeting with CAPEXIL's interest and submitted to Ministry of Commerce
- A detailed Note prepared and sent on India-Georgia Foreign Office Consultation with CAPEXIL's interest to Ministry of Commerce
- Brief Note on Regional Comprehensive Economic Partnership (RCEP) was prepared and sent to Ministry of Commerce
- Suitable reply prepared and sent to Ministry of Commerce, Govt. of India regarding Parliament Question on the following subjects:
  - a) Whether it is known that dumping of Titanium Dioxide by foreign producers including China utilizing reduction of import duties by Govt. of India to 10% affects Kerala Minerals and Metals Ltd., the sole producer in India;
  - b) To protect it and prevent dumping, will Govt. of India increase the current 10% import duty to minimum of 25%.



- As desired by the Ministry of Commerce, Govt. of India, the CAPEXIL sent suitable reply to the Parliament Question on the following subjects:
  - a) The details of the rate of interest and other terms and conditions for loans available to the exporters / entrepreneurs in the country;
  - b) Whether the Govt. is considering to provide loans to entrepreneurs at nominal rate of interest;
  - c) If so, the details thereof, and
  - d) The other measures taken / proposed to be taken by the Govt. in form of assistance / concessions to protect the domestic industries of the country from the competition with other countries including China?
- Updated list of Panel issues / major export constraints of Rubber Products Panel & Auto Tyres & Tubes Panel has been prepared in comprehensive manner and sent to Head Office for perusal of Ministry of Commerce & Industry Authority.
- Detailed note on condition of export within 6 months of import with pre-import condition has been prepared for the Rubber Products Panel for the perusal of Ministry of Commerce & Industry, Rubber Board, Ministry of Finance & Other concerned Authorities.
- Detailed representation prepared on constraints faced by Indian Rubber Thread Industry as per the request of Indian Latex Rubber Thread Industry and to Commerce Secretary, Ministry of Commerce & Industry, Govt. of India along with all the Senior Officials of EP(CAP), MOC&I and DGFT.
- Detailed note prepared for Rubber Products Panel, Auto Tyres & Tubes Panel & Processed Minerals Panel for the meeting with JS EP(CAP), Ministry of Commerce & Industry, Govt. of India.
- Representation prepared / detailed reply to concerned Government Authority regarding review of India-Korea CEPA in context to Indian Rubber Products Industry (Non tyres & Tyre sector).
- Representation prepared for Ministry of Commerce & Industry & Ministry of Finance regarding Zero Duty Import from Malaysia under India Malaysia Comprehensive Economic Cooperation Agreement (IMCECA).
- Representation sent to Commerce Secretary under copy to all the Senior Officials of EP(CAP), MOC&I and DGFT regarding No Regular Meetings of the Norms Committee (NC).
- Detailed Representation prepared for Import from Malaysia and sent to Commerce Secretary under copy of all the Senior Officials of EP(CAP), MOC&I and concerned Dept. of Finance.
- Detailed Note prepared on Pending Issues for Follow Up as required for Processed Minerals Panel, Rubber Products Panel & Auto Tyres & Tubes Panel and sent to Ministry of Commerce & Industry.
- Representation made to the Joint Secretary, EP(CAP) Section, Ministry of Commerce & Industry, Govt. of India, regarding discriminatory minimum higher rates fixed for importing goods from India to Bangladesh in the recent budget of Bangladesh Govt.
- Representation made to Deptt. Of Commerce, Govt. of India justifying the discriminatory minimum higher import rate imposed by Bangladesh Government.
- Problem being faced by the Plywood Industry to include the entire Dalbergia (Rose Wood) family including their taxon in CITES - Appendix II with exception to the species included in Appendix – I;
- M/s. PRS Tyres , Pvt. Ltd., Namakkal, problem with DGFT (NIC Dept.) and Customs site for interlinking information for Advance Authorization followed up with the concerned dept. and got the problem solved immediately;





- Revalidation of Advance Authorization of M/s. Zenith Ind. Rubber Products Pvt. Ltd., taken and resolved.
- Revalidation of Adv. Authorization of M/s. B.S. Industries for PRC relaxation with o/o the DGFT;
- Difficulties being faced by the exporters of Animal Origin of the Factory stuffed containers at the ports/ICDs taken up with Mr. B.K. Bansal , Member, Customs, CBEC;
- Followed up the case of M/s. R.K. International, Ghaziabad for updating Shipping Bills entry online for availing Focus Market Scheme
- Followed up with, Jt. Director of Forests, Min. of Environment of Forest and Climate change in connection with CITES notification regarding amendment of species in Appendix-II.
- Followed up with Ministry of Commerce and DGFT for inclusion of additional products under Animal By Product Group and finally a Notification in this regard was issued vide Notification No.34/2015-2020 dated 13.1.2017 by O/o the DGFT covering all products which comes under CAPEXIL
- Followed up with Mr. Roy P. Thomas , Jt. Director of Forests, Min. of Environment of Forest and Climate change in connection with CITES notification regarding amendment of species in Appendix-II.
- Issue taken up with the DGFT regarding automation in issuance of RCMC
- Issues regarding Beach Minerals taken up with DGFT;
- M/s. Malbros Impex Pvt. Ltd., Problem with RBI taken up and also suggestions given by them taken up with the Reserve Bank of India and a reply was received from RBI and sent to them along with the circular to the firm
- M/s. Rolex Lanolin Products Ltd., issue of inclusion of Lanolin i.e. HS Codes 1505 0020 and 1505 0090 under CAPXIL's purview - ABP Panel as Competent Authority taken up with the Ministry of Commerce and Industry;
- Issue taken up with Power Committee regarding survival of Domestic Porcelain (Ceramic) Industry)

#### **ISSUES RELATED TO DIRECTOR GENERAL OF FOREIGN TRADE (DGFT), GOVERNMENT OF INDIA:**

- With regard to Export Realization from Iran, the member-exporters were facing problem and the same has taken up with DGFT, Head Office.
- Issues related to exports of "Other Pneumatic Tyres of Rubber" from India was prepared and sent to DGFT, New Delhi.
- With regard to Rejection of MEIS Claim for Other Printed Materials (ITC HS Code 49119990) to member was taken up with Jt. DGFT, Pune & ADGFT, Mumbai.
- Detailed Letter along with the Issues of the CAPEXIL Panel sent to DGFT including General Issues and Specific Issues relating to India Rubber Industry.
- Reply prepared for Rajya Sabha Question S2021 regarding Permission for Rubber Import under Advance Authorisation and sent to DGFT Authorities and EP(CAP), Ministry of Commerce & Industry, Govt. of India.



- Issues received from member-exporters taken up during Grievance Redressal Meeting organized by ADGFT Mumbai on 03.10.2016 was sent to Asstt. DGFT, Mumbai.
- Representation on MEIS Scheme – Compliance of Landing Certificate to be sent to DGFT, New Delhi was prepared and sent to Head Office.
- Prepared Representation with reference to the serious hardship faced by the Exporting Community due to amendment in Para 3.24(j) of Chapter 3 of Foreign Trade Policy 2015-2020 – “Status holders shall be entitled to export freely exportable items on free of cost basis for export promotion subject to an annual limit of Rs.10 lakh or 2% of average annual export realization during preceding three licensing years, whichever is lower” & sent to concerned Authority.
- List of General Points on the various Export Constraints faced by Member-exporters was prepared & sent to DGFT, New Delhi for due consideration and amicable solutions of these issues to pave the way for the exporting community in present scenario of consistent downturn in India Exports.
- Letter sent to DGFT, New Delhi requesting for Modification of SION C-1174 pertaining to “Calcined Alumina” on the request of one of our member-exporter.
- Representation made for modification of SION C-1152 to the Addl. Director General of Foreign Trade, DGFT, New Delhi

#### **ISSUE RELATED TO CENTRAL BOARD OF EXCISE & CUSTOMS (CBEC), GOVERNMENT OF INDIA: CUSTOM AUTHORITIES:**

- With regard to Stoppage of Beach Minerals Export from Tuticorin Port by Customs Authority vide its Public Notice No. 50/2016 has taken up with the Chairman, Central Board of Excise and Customs, New Delhi.
- A suitable representation prepared and sent to CBEC, HO related to exports of “Other Pneumatic Tyres of Rubber” from India.
- Difficulties faced by the exporters of products of Animal Origin – Opening the factory stuffed containers as the Port/ICD taken up with the Customs

#### **ISSUES RELATED TO CENTRAL EXCISE:**

- The Council has reported by its member-exporters that the Kandla Port is forcing exporters of sawn timber to get forest certificate for each consignment. The issue has been taken up with the senior official of Kandla Port for amicable solution.
- Few members have informed the Council that their Shipping Bills pertaining to their shipments from Mundra Customs for which Duty Drawback has not been received even after 1 year of the shipments and hence the Council has taken up this matter with Chief Commissioner of Mundra Port. Similar cases have also taken up with Krishnapatnam Port office, Nellore.

#### **ISSUES RELATED TO DRAWBACK**

- Fixation of Drawback Rates on Rubber Manufactured Products was submitted to the Dept. of Revenue, Ministry of Finance, Govt. of India.
- CAPEXIL (W.R.) made a representation to Duty Drawback Fixation Committee with sample calculation sheet of Duty Implication duly prepared for SION Sr.No. 62/1704 (Rubber Compounded Sheet) in detail to Head Office for Fixation of Drawback rates on rubber manufactured products.
- Representation made to Duty Drawback Department regarding Fixation of Duty Drawback Rate on various Rubber Manufactured Products (Non-Tyres & Tyre sectors).

## OTHER TASKS CARRIED OUT BY CAPEXIL'S REGIONAL OFFICE

- A suitable representation prepared and sent to the Director General of Forests & Special Secretary, Ministry of Environment, Forest and Climate Changes, Govt. of India in connection with relaxation regarding fumigation of Wood and Wood Products.
- A detailed note was prepared and sent to the Director General of Forests & Special Secretary, Ministry of Environment, Forest and Climate Changes, Govt. of India in connection with Constraints related to exports of Sawn Timber made exclusively out of imported logs / timber from India.
- A detailed representation prepared and sent to Ministry of Environment, Forest & Climate Change, GOI regarding moving all species of Dalbergia in Appendix II of CITES and requested to consider CAPEXIL as competent authority of India to issue comparable certificates along with EPCH for the larger interest of wood industry.
- Detailed note on Processed Minerals Panel, Rubber Products Panel & Auto Tyres & Tubes Panel was prepared and sent to HO to onwards submission to Ministry.
- Detailed Note on Major points of Rubber Manufactured Products Panel and Auto Tyres & Tubes Panel has been prepared and sent to Automotive Tyre Manufacturers Association (ATMA).
- Prepared Comprehensive Data Base of Overseas Companies dealing in Rubber Products (Non-tyres & Tyre sector) and sent to the member exporters.
- Detail of Major Rubber Products Exhibitions / Trade Shows (Non tyres & Tyres Sector) with Detailed List has been prepared and sent to two member firms as required.
- Prepared Detailed List of Rubber Product Companies based in Spain, France & Germany and sent to the member-firm as per their requirement.
- Detail Note and Representation prepared for meeting with ADGFT, Mumbai for the Processed Minerals Panel, Auto Tyres & Tubes Panel & Rubber Products Panel.
- Detailed note prepared with Major Export Issues relating to Customs, Central Excise, Service Tax, Sales Tax, VAT Refund issues, etc. for Rubber Products, Auto Tyres & Tubes, Processed Minerals and General Issues related to all the CAPEXIL Products for Open House organised by FIEO.
- Prepared Detailed Note from CAPEXIL for various issues relating to Indian Rubber Industry (Non-tyre & Tyre sector) and sent to All India Rubber Industry Association (AIRIA).
- Detailed Note prepared on Major Issues relating to Indian Rubber Industry including Auto Tyres & Tubes relating to Rubber Products and sent to Rubber Board for their Meeting.
- Detailed Note prepared for the Meeting of Parliamentary Delegation at Kochi on Trade with ASEAN Countries along with PPT Presentations and Elaborative Memorandum.
- Data base of Rubber Companies based in Europe has been compiled and sent to the member exporters as per their requirement.
- Detailed Note prepared on Major Shipping Tariffs / Charges and sent to all the concerned Govt. Authorities.
- Detailed reply prepared for Rajya Sabha Question DY No. S598 relating to Import Duty on various Rubber Products.



- Detailed Note prepared on Plight of Indian Rubber Products Industry & General Issues and sent to Head Office for Representation to concerned Govt. Authorities.
- “Suggestions from the Industry and Trade Association for the Budget 2017-2018” – a Note in this regard has been prepared and sent to Dept. of Revenue, Ministry of Finance as per their requirement highlighting Inverted Duty Structure, Reduction of Custom Duty for Natural Rubber, Cess on Natural Rubber and Import of Sub-Standard Auto Tyres & Tubes from China etc.
- Additional Pre-Budget Proposals for Processed Minerals Panel, Rubber Products Panel & Auto Tyres & Tubes Panel have been prepared and sent to all the concerned Authorities.
- List of the Top Major Exporters in each Subject Group of Rubber Product Panel has been prepared and sent to the concerned Authority.
- Trade data and Export Statistics of Indian Rubber Products Panel (Non-tyre & Tyre sectors) has been prepared and sent to All India Rubber Industry Association (AIRIA).
- Representation on Public Notice 81 as well as other Panel Related Issues relating to Rubber Products has been prepared and sent to FIEO, New Delhi as per their requirement.
- Representation on Interest Equalization Scheme on Rupee Export Credit as well as Interest Subvention Scheme for all the Rubber Products covered under the Chapter 40 has been prepared and sent to the concerned Authorities.
- Representation made Electrical Insulation Mat IS 16562/2006 to the concerned Authorities.
- Detailed Representation made for the MSME Ministry for various issues relating to MSME Units / member exporters of CAPEXIL & sent to the concerned Authority.
- Detailed Note & Comprehensive PPT presentation prepared for meeting with CIM & MPs from Rubber Growing Areas, Industry Associations (Non Tyres & Tyre sectors) and submitted to all the concerned Authorities.
- Details compiled for the various FTAs signed by India Govt. Authorities in last 10 years and sent to All India Rubber Industry Association (AIRIA) along with Export Import statistics of Indian Rubber Products as per their requirement.
- Master List of various Export Issues relating to Central & State Govt. etc. prepared and sent to all the concerned Authorities.
- Detailed List of Rubber Products Importers in Vietnam and Cambodia has been compiled and sent to the member exporters.

#### 4. EXPORT PROMOTIONAL ACTIVITIES:

##### 4.1 BUSINESS DELEGATION AND BUYER-SELLER MEET CUM EXHIBITION ABROAD:

CAPEXIL organized/participated in the following Fair and Buyer Seller Meets cum Exhibitions abroad as a measure of export promotion.

- CAPEXIL organized its members Participation in Vietnam Fair 2016 at Hanoi, Vietnam during 26<sup>th</sup> and 27<sup>th</sup> April 2016 and also organized Buyer Seller Meet in Bangkok, Thailand on 28<sup>th</sup> April 2016.
- CAPEXIL INDIA Country Pavilion at the Rubber Istanbul'2016 Tradeshow, Turkey with 16 Member Exhibitors of Various Rubber Products (Non Tyres & Tyres Sectors) followed by Series of B2B Meets at Warsaw (Poland) & Prague (Czech Republic) during Nov.-Dec.'2016 under MDA Action Plan for the year 2016-17 executed successfully.



- A Multi product Buyer-Seller Meet and Exhibition to Algeria, Morocco and Lebanon was undertaken by CAPEXIL along with its 12 member exporters from August 27th to 7th September 2016
- Organized Multi-product Buyer-Seller Meet in Indonesia, Philippines & Malaysia during 18th to 28th September, 2016 under MDA Scheme of Govt. of India.
- Organized Multi product Buyer-Seller Meet and Exhibition in Argentina, Chile and Peru during 27<sup>th</sup>, August to 7th September 2016.

#### 4.2 OVERSEAS TRADE FAIRS/EXHIBITIONS:

During the year 2016-17 under report, Capexil organized participation of its member-firms in the following international fairs/ exhibitions abroad: -

1. London Book Fair, 2016, London, UK, from 12th -14th April, 2016.
2. Abu Dhabi International Book Fair, 2016, Abu Dhabi, UAE from 27th April to 3rd May, 2016.
3. Frankfurt Book Fair, 2016, Frankfurt, Germany from 19th -23rd October, 2016.
4. London Book Fair, 2017, London, UK, from 14th -16th March, 2017.

#### 4.3. PARTICIPATION IN DOMESTIC FAIRS BY CAPEXIL:

CAPEXIL in association with Ministry of Commerce, Government of India, PLEXCONCIL, CHEMEXCIL and SHEFEXCIL organized one of India's Largest Sourcing Show for Chemical based Allied Products – **CAPINDIA'16**, from **20<sup>th</sup> to 22<sup>nd</sup> March 2016** at Bombay Exhibition Centre, Mumbai coincided by B2B Meet /RBSM with overseas Delegates.

Reverse Buyer Seller Meet on Ceramic Products during 7th to 9th February, 2017 at Ahmedabad & Morbi

#### 4.4 EXPORT WORKSHOP, SEMINAR, CONFERENCE AND OPEN HOUSE MEET:

The following workshops, seminars, conference and open house meetings were organized and participated in by CAPEXIL during the year under report:

- Export Awareness Seminar at Baroda, Gujarat in association with Federation of Gujarat Industries (FGI), Federation of Small Scale Industries (FSSI) & Exim Club with support of E.C.G.C. Ltd. & Vadilal Markets. The Seminar was attended by 178 persons from 156 Companies / MSME Units.
- The first meeting of the Executive Committee of CAPINDIA 2017 to finalize all matters for executing CAPINDIA 2017.
- 3rd CAPINDIA Steering Committee Meeting and Press Conference followed by lunch at Hotel Trident under the Chairmanship of Shri Sunil Kumar, IAS, Joint Secretary, Ministry of Commerce & Industry, New Delhi.
- Grievance Re-dressal Committee Meeting at ADGFT, Office, Mumbai.
- Interactive Meet with Shri A. K. Bhalla, IAS, DGFT, Mumbai on recommendations and suggestions for Mid-term review of the Foreign Trade Policy due in September 2017.
- Interactive session with Shri Anup Wadhawan, IAS, DGFT on "Foreign Trade Policy & Ease of Doing Business" at the Textiles Committee Hall, P. Balu Marg, Prabhadevi, Mumbai



- Meeting with Addl. DGFT, O/o. Jt.DGFT, Mumbai
- Drawback Committee Meeting with the Drawback Committee appointed by the Central Government headed by Shri Saumitra Chaudhuri (Ex-Member of erstwhile Planning Commission of India) with members Shri G. K. Pillai (former Home Secretary), Shri Y. G. Parande (former member CBEC) and Shri Gautam Ray (former Chief Commissioner of Customs & Central Excise)
- CAPINDIA Promotional Seminar in association with VTTC was organized at Bangalore from 3.00 p.m. to 5.00 p.m. at the Conference Hall, VTTC, Bangalore to disseminate information on the Exhibition in terms of Stall availability, tariff and other services and to invite stakeholders to take opportunity to exhibit their products in CAPINDIA Exhibition.
- Training Programme for Ossein & Gelatine and Animal By Products Panel held at Chelmsford Club, New Delhi on 23<sup>rd</sup> July 2016
- Afro-Asian Book Conclave held at Hotel The Park, New Delhi on 7<sup>th</sup> September for the benefit of the Books, Publishers and Printers wherein their diplomats of some countries of Africa and ASEAN participated and interacted with the Members.
- Participated in the New Delhi World Book Fair held during 7<sup>th</sup> to 15<sup>th</sup> Jan. 2017 by taking a stand. CAPEXIL promoted membership and various activities of CAPEXIL. Also interacted with different International Book Fair organizers like Sharjah, Frankfurt, London Abu Dhabi Book Fairs, Nigeria, Beijing, etc
- Seminar Cum Interactive Session with JDGFT, Customs, ECGC and Exim Bank held at Hotel Savera, Chennai on 28/07/2016.
- Seminar on GST, Customs, JDGFT, ECGC and Other Trade Related issues held at SIRC, ICAI Bhawan, of Sivakasi Branch, held on 01/12/2016.
- Workshop on Self-certification under the EU-GSP Scheme & Seminar on FTA, held at Hotel Vestin Park, Egmore, Chennai, held on 28/03/2017,
- Awareness Seminar at Agartala, Tripura under Niryat Bandhu Scheme

#### 4.5 VISIT OF FOREIGN DIGNITARIES AND TRADE REPRESENTATIVES:

A good number of foreign buyers/trade representatives and other dignitaries had visited CAPEXIL offices including regional offices and made enquiries related to Indian Products. They were given the relevant information and necessary assistance to source their products from India. A few of them also made presentations before Members in terms of products and services in which they were interested.

#### 4.6 OTHER EXPORT PROMOTIONAL ACTIVITIES:

During the year under report, information pertaining to overseas enquires were circulated among the members of Capexil. Besides, 280 NOCs had been issued for export of river sand and stone aggregate to Maldives. In addition to those, 130 Annex 'C' Certificates, 1818 Health Certificate, 87 Veterinary Certificate and 28 other Certificates for Animal By Products had also been issued during the year under report. A number of other certificates, such as 41 Certificates of origin, 59 Plant Registration & other Certificates, 253 Swan Timber Contract Certificate, 1993 Shipment Clearance Certificates were issued for Animal By Products & Ossein & Gelatine Export and NOC other certificate, 78 Visa recommendation letters to various embassies had also been issued as part of an export facilitation exercise for members of Capexil.

## 5. PUBLICITY AND PUBLICATION

### A. Internal Publicity:

#### (I) Press Relation:

CAPEXIL maintained close liaison with the leading National Dailies and business publications countrywide wherein the Council's activities and achievements were highlighted through various press releases.

#### (II) Publicity through print Media:

CAPEXIL brought out a number of publicity materials in the shape of folders/ handouts /brochures for distribution during overseas fairs/exhibitions, BSM, visit of trade delegations, etc., to ensure wide publicity of members' products abroad.

#### (III) Publications:

In the year under report, the Council brought out various publications viz. CAPEXIL SAMACHAR (e-publishing), Annual Report, A Statistical Profile, Product Profiles and other publicity folders/brochures for circulation / distribution.



## 6. FINAL ACCOUNT

The Audited statement of accounts for the year ended 31st March, 2016 is appended to the report.



## FINANCIAL STATEMENTS WITH AUDITOR' REPORT

## Report of the Committee of Administration (CoA)

### To the Members of CAPEXIL

Your Committee is pleased to present its 59th Annual Report for the financial year ended on 31<sup>st</sup> March, 2017 together with the Audited Financial Statement of Accounts and the Auditors' Report for the said period. Your Committee gratefully acknowledges the encouragement, co-operation and support extended by the Members throughout the year. In order to maintain transparency, transactions of major financial impact were discussed in the CoA meetings from time to time.

### Membership

The Membership strength in the Council as on 31.03.2016 was 3546 and as on 31.03.2017 was 3737.

### Financial Status

Summary of Income & Expenditure Account  
Amount in Rs.

Particulars	2016-17	2015-16
Income from Members & Other Income	<b>795,69,178</b>	686,23,235
Grant-in-Aid from Govt. of India	<b>297,40,763</b>	168,13,431
Interest	<b>61,32,411</b>	45,67,587
Total Income	<b>1154,42,352</b>	900,04,253
Total Expenses	<b>1081,14,090</b>	802,92,760
<b>Surplus/(Deficit) for the year</b>	<b>73,28,262</b>	<b>97,11,493</b>

The Council is registered under Section 8 of the Companies Act, 2013 as a non-profit entity. Hence, no dividend can be declared by the Council.

### Material Changes And Commitments

No material changes and commitments affecting the financial position of the Council occurred between the end of the financial year to which this financial statement relates and the date of this report.

### Conservation of Energy, Technology Absorption, Foreign Exchange Earnings & Outgo

#### 1. Conservation of Energy, Technology Absorption:

The particulars as required under the provision of Section 134(3)(m) of the Companies Act, 2013 in respect of conservation of energy and technology absorption have not been furnished considering the nature of activities undertaken by the Council during the year under review.

#### 2. Foreign Exchange Earnings and Outgo

During the financial year 2016-17, the foreign exchange earnings of the Council amounted to Rs. **4,71,900** as against Nil in the previous year. The expenditure in foreign exchange during the financial year was **Rs 2,62,65,543** as compared to Rs. **1,51,62,852** in the previous year.

### Loan, Guarantees or Investments

Particulars of loans given, investment made, guarantees given, if any, and the purpose for which the loan or guarantee and investment is proposed to be utilised are provided in the standalone financial statement in note nos. G & J

### Extract of Annual Return

In accordance with Section 134(3)(a) of the Companies Act, 2013, an extract of the Annual Return for the financial year ended 31st March, 2017 in Form MGT-9 is appended as Annexure - 1 to the CoA Report.

### Internal Financial Control

The Council has a proper and adequate internal control system commensurate with its nature of activities and meets the following objectives:

- providing assurance regarding the effectiveness and efficiency of operations;
- efficient use and safeguarding of resources;
- compliance with policies, procedures and applicable laws and regulations; and
- transactions being accurately recorded and promptly reported.

The members of the CoA regularly review the adequacy of internal control system.

### Committee Responsibility Statement

As stipulated in Section 134(3)(c) of the Companies Act, 2013, your Committee subscribes to the "Committee Responsibility Statement" and confirms as under:

- 1) That in the preparation of the Annual Accounts, the applicable Accounting Standards have been followed and there are no material departures;

- 2) That the committee has selected such accounting policies and applied consistently and made judgments and estimates that are responsible and prudent so as to give a true and fair view of the state of affairs of the Council at the end of the financial year and of the Surplus of the Council for the year ended on that period;
- 3) That the Committee has taken proper and sufficient care for the maintenance of adequate accounting records in accordance with the provisions of this Act for safeguarding the assets of the Council and for preventing and detecting fraud and other irregularities;
- 4) That the committee has prepared the Annual Accounts of the Council on a going concern basis.
- 5) That the Committee has laid down internal financial controls to be followed by the Council and such internal financial controls are adequate and were operating effectively; and
- 6) That the committee has devised proper systems to ensure proper compliance with the provisions of all applicable laws and that such systems were adequate and operating effectively.

#### **Auditors and Auditors' Report**

M/s. Add & Associates., Chartered Accountants are the statutory auditors who are due to retire at the ensuing Annual General Meeting of the Council and have given their consent for reappointment and also have confirmed that their appointment, if made, would be within the limits as prescribed u/s 141 of the Companies Act 2013 read with the companies (Audit & Auditors) Rules, 2014 and that they are not disqualified for re-appointment.

The Notes on Financial Statement referred to in the Auditors' Report are self-explanatory and do not call for any further comments.

#### **Committee's Comment on the Auditors' Report**

The observations of the Statutory Auditors, when read together with the relevant notes to the accounts and accounting policies are self explanatory. There are no qualification, reservation or adverse remark or disclaimer made by the said auditors in their report.

#### **Number of meetings of the CoA**

During the year, the Council held five Committee Meetings on 20<sup>th</sup> May 2016, 10<sup>th</sup> August 2016, 19<sup>th</sup> September 2016, 20<sup>th</sup> September 2016 and 24<sup>th</sup> January 2017 respectively.

During the year, there were no significant and material orders passed by the regulators or courts or tribunals impacting the going concern status and the Council's operation in future.

#### **Particulars of Employees**

There was no employee of the Council who received remuneration in excess of the limit prescribed under Section 197 of the Companies Act, 1956 read with Rule 5 of the Companies (Appointment and Remuneration) Rules, 2014.

Electronic copies of the Annual Report 2015-16 and Notice of the 58th Annual General Meeting are sent to all members whose email addresses are registered with the Council. Physical copies of the Annual Report 2015-16 and the Notice of the 58th Annual General Meeting are sent in the permitted mode.

#### **Appreciations and Acknowledgements**

We are grateful to the members and all stakeholders for their co-operation, fruitful suggestions and guidance from time to time. We also thank the Government of India, particularly the Ministry of Commerce, the Ministry of Finance, the Ministry of Corporate Affairs, the Income Tax Department, the Reserve Bank of India and other Government agencies for their support, and look forward to their continued support in the future.

On behalf of the CoA  
Sd/-  
Ramesh K Mittal  
President  
DIN : 00725815

Date : 29th August 2017  
Place : Kolkata

# Annexure to the CoA Report

## Annexure -1

### FORM NO. MGT 9

#### EXTRACT OF ANNUAL RETURN

As on financial year ended on 31.03.2017

Pursuant to Section 92 (3) of the Companies Act, 2013 and rule 12(1) of the Company (Management & Administration) Rules, 2014.

I. REGISTRATION & OTHER DETAILS:		
1	CIN	U36900WB1958NPL023786
2	Registration Date	3/28/1958
3	Name of the Company	CAPEXIL
4	Category/Sub-category of the Company	COMPANY LIMITED BY GUARANTEE COMPANY LICENSED UNDER SECTION 25
5	Address of the Registered office & contact details	"VANIJYA BHAVAN", 3RD FLOOR, INTERNATIONAL TRADE FACILITATION CENTRE, 1/1 WOOD STREET, KOLKATA - 700016
6	Whether listed company	NO
7	Name, Address & contact details of the Registrar & Transfer Agent, if any.	NA

II. PRINCIPAL BUSINESS ACTIVITIES OF THE COMPANY			
(All the business activities contributing 10 % or more of the total turnover of the company shall be stated)			

S. No.	Name and Description of main products / services	NIC Code of the Product/service	% to total turnover of the company
1	PROMOTING EXPORT OF CHEMICALS & ALLIED PRODUCTS		100
2			
3			

III. PARTICULARS OF HOLDING, SUBSIDIARY AND ASSOCIATE COMPANIES					
SN	Name and address of the Company	CIN/GLN	Holding/ Subsidiary/ Associate	% of shares held	Applicable Section
1	NA	NA	NA	NA	NA
2					
3					



i) Individual shareholders holding nominal share capital upto Rs. 1 lakh									
ii) Individual shareholders holding nominal share capital in excess of Rs 1 lakh									
c) Others (specify)									
Non Resident Indians									
Overseas Corporate Bodies									
Foreign Nationals									
Clearing Members									
Trusts									
Foreign Bodies - D R									
<b>Sub-total (B)(2):-</b>									
<b>Total Public (B)</b>									
<b>C. Shares held by Custodian for GDRs &amp; ADRs</b>	<b>NA</b>	<b>NA</b>	<b>NA</b>	<b>NA</b>	<b>NA</b>	<b>NA</b>	<b>NA</b>	<b>NA</b>	<b>NA</b>
<b>Grand Total (A+B+C)</b>									

**(ii) Shareholding of Promoter**

SN	Shareholder's Name	Shareholding at the beginning of the year			Shareholding at the end of the year			% change in shareholding during the year
		No. of Shares	% of total Shares of the company	% of Shares Pledged/ encumbered to total shares	No. of Shares	% of total Shares of the company	% of Shares Pledged / encumbered to total shares	
1	NA	NA	NA	NA	NA	NA	NA	NA
2								
3								
4								

**(iii) Change in Promoters' Shareholding (please specify, if there is no change)**

SN	Particulars	Date	Reason	Shareholding at the beginning of the year		Cumulative Shareholding during the year	
				No. of shares	% of total shares	No. of shares	% of total shares
	At the beginning of the year	NA	NA	NA	NA	NA	NA
	Changes during the year	NA	NA	NA	NA	NA	NA
	At the end of the year	NA	NA	NA	NA	NA	NA



**(iv) Shareholding Pattern of top ten Shareholders***(Other than Directors, Promoters and Holders of GDRs and ADRs):*

SN	For each of the Top 10 shareholders	Date	Reason	Shareholding at the beginning of the year		Cumulative Shareholding during the year	
				No. of shares	% of total shares	No. of shares	% of total shares
1	Name	NA	NA	NA	NA	NA	NA
	At the beginning of the year						
	Changes during the year						
	At the end of the year						
2	Name	NA	NA	NA	NA	NA	NA
	At the beginning of the year						
	Changes during the year						
	At the end of the year						

**(v) Shareholding of Directors and Key Managerial Personnel:**

SN	Shareholding of each Directors and each Key Managerial Personnel	Date	Reason	Shareholding at the beginning of the year		Cumulative Shareholding during the year	
				No. of shares	% of total shares	No. of shares	% of total shares
1	Name	NA	NA	NA	NA	NA	NA
	At the beginning of the year						
	Changes during the year						
	At the end of the year						
2	Name	NA	NA	NA	NA	NA	NA
	At the beginning of the year						
	Changes during the year						
	At the end of the year						

**V. INDEBTEDNESS**

Indebtedness of the Company including interest outstanding/accrued but not due for payment.

(Amt. Rs./Lacs)

Particulars	Secured Loans excluding deposits	Unsecured Loans	Deposits	Total Indebtedness
<b>Indebtedness at the beginning of the financial year</b>				
i) Principal Amount	NIL	NIL	NIL	NIL
ii) Interest due but not paid				
iii) Interest accrued but not due				
<b>Total (i+ii+iii)</b>				
<b>Change in Indebtedness during the financial year</b>				
* Addition	NIL	NIL	NIL	NIL
* Reduction				
Net Change				

Indebtedness at the end of the financial year				
i) Principal Amount	NIL	NIL	NIL	NIL
ii) Interest due but not paid				
iii) Interest accrued but not due				
Total (i+ii+iii)				

## VI. REMUNERATION OF DIRECTORS AND KEY MANAGERIAL PERSONNEL

### A. Remuneration to Managing Director, Whole-time Directors and/or Manager:

SN.	Particulars of Remuneration	Name of MD/WTD/ Manager		Total Amount
		Name	Designation	(Rs/Lac)
1	Gross salary	NA	NA	NA
	(a) Salary as per provisions contained in section 17(1) of the Income-tax Act, 1961			
	(b) Value of perquisites u/s 17(2) Income-tax Act, 1961			
	(c) Profits in lieu of salary under section 17(3) Income- tax Act, 1961			
2	Stock Option			
3	Sweat Equity			
4	Commission			
	- as % of profit - others, specify			
5	Others, please specify			
	Total (A)	-	-	-
	Ceiling as per the Act			

### B. Remuneration to other Directors

SN.	Particulars of Remuneration	Name of Directors			Total Amount
					(Rs/Lac)
1	Independent Directors	NA	NA	NA	NA
	Fee for attending board committee meetings				
	Commission				
	Others, please specify				
	Total (1)				
2	Other Non-Executive Directors	NA	NA	NA	NA
	Fee for attending board committee meetings				
	Commission				
	Others, please specify				
	Total (2)				
	Total (B)=(1+2)				
	Total Managerial Remuneration				
	Overall Ceiling as per the Act				

C. Remuneration to Key Managerial Personnel other than MD/Manager/WTD

SN.	Particulars of Remuneration	Name of Key Managerial Personnel			Total Amount
		Name			(Rs/Lac)
	Designation	CEO	CFO	CS	
1	Gross salary	NA	NA	NA	NA
	(a) Salary as per provisions contained in section 17(1) of the Income-tax Act, 1961				
	(b) Value of perquisites u/s 17(2) Income-tax Act, 1961				
	(c) Profits in lieu of salary under section 17(3) Income- tax Act, 1961				
2	Stock Option	NA	NA	NA	NA
3	Sweat Equity				
4	Commission				
	- as % of profit - others, specify				
5	Others, please specify				
	Total				

**VII. PENALTIES / PUNISHMENT/ COMPOUNDING OF OFFENCES:**

Type	Section of the Companies Act	Brief Description	Details of Penalty / Punishment/ Compounding fees imposed	Authority [RD / NCLT/ COURT]	Appeal made, if any (give Details)
<b>A. COMPANY</b>					
Penalty	NIL	NIL	NIL	NIL	NIL
Punishment					
Compounding					
<b>B. DIRECTORS</b>					
Penalty	NIL	NIL	NIL	NIL	NIL
Punishment					
Compounding					
<b>C. OTHER OFFICERS IN DEFAULT</b>					
Penalty	NIL	NIL	NIL	NIL	NIL
Punishment					
Compounding					

# Independent Auditors' Report

To the Members of CAPEXIL

## Report on the Financial Statements

We have audited the financial statements of **CAPEXIL ("A Company Limited by Guarantee, formed U/s 8 of Companies Act 2013")** which comprise the Balance Sheet as at March 31, 2017, the Statement of Income & Expenditure, Cash Flow Statement for the year then ended, and a summary of significant accounting policies and other explanatory information.

## Management's Responsibility for the Financial Statements

The Company's Board of Directors is responsible for the matters stated in Section 134(5) of the Companies Act, 2013 ("the Act") with respect to the preparation of these financial statements that give a true and fair view of the financial position, financial performance and cash flows of the Company in accordance with the accounting principles generally accepted in India, including the Accounting Standards specified under Section 133 of the Act, read with Rule 7 of the Companies (Accounts) Rules, 2014. This responsibility also includes maintenance of adequate accounting records in accordance with the provisions of the Act for safeguarding the assets of the Company and for preventing and detecting frauds and other irregularities; selection and application of appropriate accounting policies; making judgments and estimates that are reasonable and prudent; and design, implementation and maintenance of adequate internal financial controls, that were operating effectively for ensuring the accuracy and completeness of the accounting records, relevant to the preparation and presentation of the financial statements that give a true and fair view and are free from material misstatement, whether due to fraud or error.

## Auditor's Responsibility

Our responsibility is to express an opinion on these financial statements based on our audit.

We have taken into account the provisions of the Act, the accounting and auditing standards and matters which are required to be included in the audit report under the provisions of the Act and the Rules made thereunder.

We conducted our audit in accordance with the Standards on Auditing specified under Section 143(10) of the Act. Those Standards require that we comply with ethical requirements and plan and perform the audit to obtain reasonable assurance about whether the financial statements are free from material misstatement.

An audit involves performing procedures to obtain audit evidence about the amounts and the disclosures in the financial statements. The procedures selected depend on the auditor's judgment, including the assessment of the risks of material misstatement of the financial statements, whether due to fraud or error. In making those risk assessments, the auditor considers internal financial control relevant to the Company's preparation of the financial statements that give a true and fair view in order to design audit procedures that are appropriate in the circumstances, but not for the purpose of expressing an opinion on whether the Company has in place an adequate internal financial controls system over financial reporting and the operating effectiveness of such controls. An audit also includes evaluating the appropriateness of the accounting policies used and the reasonableness of the accounting estimates made by the Company's Directors, as well as evaluating the overall presentation of the financial statements.

We believe that the audit evidence we have obtained is sufficient and appropriate to provide a basis for our audit opinion on the financial statements

## Opinion

In our opinion and to the best of our information and according to the explanations given to us, the aforesaid financial statements give the information required by the Act in the manner so required and give a true and fair view in conformity with the accounting principles generally accepted in India, of the state of affairs of the Company as at March 31, 2017, and its Income & Expenditure and its Cash Flow for the year ended on that date.

## Report on Other Legal and Regulatory Requirements

1. As required by section 143 (3) of the Act, we report that:
  - a. we have sought and obtained all the information and explanations which to the best of our knowledge and belief were necessary for the purpose of our audit;
  - b. in our opinion proper books of account as required by law have been kept by the Company so far as it appears from our examination of those books;
  - c. the Balance Sheet, the Statement of Income & Expenditure and the Cash Flow Statement dealt with by this Report are in agreement with the books of account
  - d. in our opinion, the aforesaid financial statements comply with the Accounting Standards specified under section 133 of the Act, read with Rule 7 of the Companies (Accounts) Rules, 2014.
  - e. On the basis of written representations received from the directors as on March 31, 2017 taken on record by the Board of Directors, none of the directors is disqualified as on March 31, 2017 from being appointed as a director in terms of Section 164 (2) of the Act.
  - f. With respect to the adequacy of the internal financial controls over financial reporting of the Company and the operating effectiveness of such controls, refer to our separate Report in "**Annexure A**".
  - g. With respect to the other matters to be included in the Auditor's Report in accordance with Rule 11 of the Companies (Audit and Auditors) Rules, 2014, in our opinion and to the best of our information and according to the explanations given to us:
    - i. The Company does not have any pending litigations which would impact its financial position.
    - ii. The Company did not have any long-term contracts including derivative contracts for which there were any material foreseeable losses.
    - iii. There were no amounts which were required to be transferred to the Investor Education and Protection Fund by the Company.

For and on behalf of  
**ADD & ASSOCIATES**  
*Chartered Accountants*  
FRN- 308064E

Sd/-  
**S. Dey Bandopadhyay**  
*Partner*  
M. No. 064055

Place: Kolkata  
Date: 29.08.2017

# **“ANNEXURE A” TO THE INDEPENDENT AUDITOR’S REPORT OF EVEN DATE ON THE FINANCIAL STATEMENTS OF CAPEXIL**

## **Report on the Internal Financial Controls under Clause (i) of Sub-section 3 of Section 143 of the Companies Act, 2013 (“the Act”)**

We have audited the internal financial controls over financial reporting of CAPEXIL (**“A Company Limited by Guarantee, formed U/s 8 of Companies Act 2013”**) as of March 31, 2017 in conjunction with our audit of the financial statements of the Company for the year ended on that date.

### **Management’s Responsibility for Internal Financial Controls**

The Company’s management is responsible for establishing and maintaining internal financial controls .These responsibilities include the design, implementation and maintenance of adequate internal financial controls that were operating effectively for ensuring the orderly and efficient conduct of its business, including adherence to company’s policies, the safeguarding of its assets, the prevention and detection of frauds and errors, the accuracy and completeness of the accounting records, and the timely preparation of reliable financial information, as required under the Companies Act, 2013.

### **Auditors’ Responsibility**

Our responsibility is to express an opinion on the Company’s internal financial controls over financial reporting based on our audit. We conducted our audit in accordance with the Guidance

Note on Audit of Internal Financial Controls Over Financial Reporting (the “Guidance Note”) and the Standards on Auditing, issued by ICAI and deemed to be prescribed under section 143(10) of the Companies Act, 2013, to the extent applicable to an audit of internal financial controls, both applicable to an audit of Internal Financial Controls and, both issued by the Institute of Chartered Accountants of India. Those Standards and the Guidance Note require that we comply with ethical requirements and plan and perform the audit to obtain reasonable assurance about whether adequate internal financial controls over financial reporting was established and maintained and if such controls operated effectively in all material respects.

Our audit involves performing procedures to obtain audit evidence about the adequacy of the internal financial controls system over financial reporting and their operating effectiveness. Our audit of internal financial controls over financial reporting included obtaining an understanding of internal financial controls over financial reporting, assessing the risk that a material weakness exists, and testing and evaluating the design and operating effectiveness of internal control based on the assessed risk. The procedures selected depend on the auditor’s judgement, including the assessment of the risks of material misstatement of the financial statements, whether due to fraud or error.

We believe that the audit evidence we have obtained is sufficient and appropriate to provide a basis for our audit opinion on the Company’s internal financial controls system over financial reporting.

### **Meaning of Internal Financial Controls over Financial Reporting**

A company’s internal financial control over financial reporting is a process designed to provide reasonable assurance regarding the reliability of financial reporting and the preparation of financial statements for external purposes in accordance with generally accepted accounting principles. A company’s internal financial control over financial reporting includes those policies and procedures that (1) pertain to the maintenance of records that, in reasonable detail, accurately and fairly reflect the transactions and dispositions of the assets of the company; (2) provide reasonable assurance that transactions are recorded as necessary to permit preparation of financial



statements in accordance with generally accepted accounting principles, and that receipts and expenditures of the company are being made only in accordance with authorizations of management and directors of the company; and (3) provide reasonable assurance regarding prevention or timely detection of unauthorized acquisition, use, or disposition of the company's assets that could have a material effect on the financial statements.

### **Inherent Limitations of Internal Financial Controls Over Financial Reporting**

Because of the inherent limitations of internal financial controls over financial reporting, including the possibility of collusion or improper management override of controls, material misstatements due to error or fraud may occur and not be detected. Also, projections of any evaluation of the internal financial controls over financial reporting to future periods are subject to the risk that the internal financial control over financial reporting may become inadequate because of changes in conditions, or that the degree of compliance with the policies or procedures may deteriorate.

### **Opinion**

In our opinion, the Company has, in all material respects, an adequate internal financial controls system over financial reporting and such internal financial controls over financial reporting were operating effectively as at March 31, 2017

For and on behalf of  
**ADD & ASSOCIATES**  
*Chartered Accountants*  
FRN: 308064E

Sd/-  
**S. Dey Bandopadhyay**  
Partner  
M.No. 064055:

Place: Kolkata  
Date: 29.08.2017

# CAPEXIL

## Balance Sheet as at 31st March 2017

Particulars	Note No.	As at	As at
		31st March 2017 (Rs.)	31st March 2016 (Rs.)
<b>I. EQUITY &amp; LIABILITIES</b>			
<b>(1) Shareholders' Funds</b>			
(a) Reserves & Surplus	(A)	7,91,16,750.21	7,17,88,488.09
<b>(2) Non-Current Liabilities</b>			
(a) Long Term Provisions	(B)	40,97,941.00	33,37,507.00
<b>(3) Current Liabilities</b>			
(a) Trade Payables	(C)	22,63,414.26	11,32,560.75
(b) Other Current Liabilities	(D)	1,97,93,522.87	3,48,91,841.61
(c) Short term Provisions	(E)	5,35,916.00	5,63,263.00
<b>TOTAL</b>		<b>10,58,07,544.34</b>	<b>11,17,13,660.45</b>
<b>II. ASSETS</b>			
<b>(1) Non-Current Assets</b>			
(a) Fixed Assets			
i) Tangible Assets	(F)	1,09,77,893.14	1,17,35,438.70
ii) Capital WIP			-
iii) Intangible Assets		2,00,000.00	2,25,000.00
(b) Non Current Investments	(G)	250.00	250.00
(c) Long Term Loans and Advances	(H)	4,53,158.80	4,53,158.80
<b>(2) Current Assets</b>			
(a) Cash and Cash Equivalents	(I)	8,24,20,213.75	9,53,57,354.60
(b) Short Term Loans and Advances	(J)	26,33,087.66	23,11,074.85
(c) Other Current Assets	(K)	91,22,940.99	16,31,383.50
<b>TOTAL</b>		<b>10,58,07,544.34</b>	<b>11,17,13,660.45</b>

Significant Accounting Policies

(Q)

Notes forming part of Financial Statements

(R)

This is the Balance Sheet referred to in our Report of even date.

### For ADD & ASSOCIATES

Chartered Accountants

Firm Registration No.308064E

### Sonali Dey Bandopadhyay

Partner

Membership No.064055

Place: Kolkata

Date: 29.08.2017

**Ramesh K. Mittal**

President

**R.Veeramani**

Vice President

Sd/-

**T. K. Bhattacharyya**

Executive Director

Sd/-

**Vineet Jhabak**

Joint Director-Accounts

# CAPEXIL

## Statement of Income and Expenditure for the year ended 31st March 2017

Particulars	Note No.	Year ended	Year ended
		31st March 2017 (Rs.)	31st March 2016 (Rs.)
<b>I. Income :</b>			
Revenue from Operations	(L)	9,19,78,230.94	6,89,62,167.82
Other Income	(M)	2,34,64,121.46	2,10,42,084.89
<b>Total Revenue</b>		<b>11,54,42,352.40</b>	<b>9,00,04,252.71</b>
<b>II. Expenses :</b>			
Employees benefits	(N)	3,69,80,746.66	3,09,50,525.00
Finance Costs		-	-
Depreciation/ Amortization Expenses	(F)	8,56,345.56	11,54,762.47
Export Promotional Activities	(O)	5,77,57,559.06	3,72,85,393.77
Other Expenses	(P)	1,25,19,439.00	1,09,02,078.93
<b>Total Expenses</b>		<b>10,81,14,090.28</b>	<b>8,02,92,760.17</b>
III. Surplus/(Deficit) before Exceptional and Extraordinary Items & Tax		73,28,262.12	97,11,492.54
IV. Exceptional Items		-	-
V. Surplus/(Deficit) before extraordinary Items and Tax		<b>73,28,262.12</b>	<b>97,11,492.54</b>
VI. Extraordinary Items		-	-
VII. Surplus/(Deficit) before Tax		<b>73,28,262.12</b>	<b>97,11,492.54</b>
VIII. Tax Expenses :			
(1) Current Tax		-	-
(2) Deferred Tax		-	-
<b>IX. Surplus/(Deficit) for the year</b>		<b>73,28,262.12</b>	<b>97,11,492.54</b>

Significant Accounting Policies

(Q)

Notes forming part of Financial Statements

(R)

This is the statement of Income & Expenditure referred to in our report of even date

### For ADD & ASSOCIATES

Chartered Accountants

Firm Registration No.308064E

**Sonali Dey Bandopadhyay**

Partner

Membership No.064055

Place: Kolkata

Date: 29.08.2017

**Ramesh K. Mittal**

President

**R.Veeramani**

Vice President

Sd/-

**T. K. Bhattacharyya**

Executive Director

Sd/-

**Vineet Jhabak**

Joint Director-Accounts

# CAPEXIL

## Notes on Financial Statements for the year ended 31st March 2017

Particulars	As at	As at
	31st March 2017 (Rs.)	31st March 2016 (Rs.)
<b>Reserves &amp; Surplus</b>		
(1) General Reserve		
As per last account	6,59,69,834.90	5,62,58,342.36
Add/Less : Surplus/Deficit for the year	73,28,262.12	97,11,492.54
	<b>7,32,98,097.02</b>	<b>6,59,69,834.90</b>
(2) House Building Loan fund		
As per last account	6,99,849.28	7,49,422.28
Add: Interest on House Building Loan	-	-
Less: Adjustment during the year		49,573.00
	<b>6,99,849.28</b>	<b>6,99,849.28</b>
(3) Office Premises Maintenance Fund		
As per last account	4,28,671.32	4,28,671.32
As per last account	<b>4,28,671.32</b>	<b>4,28,671.32</b>
(4) Software Development Fund		
As per last account	16,90,132.59	16,90,132.59
Less: Utilised during the year		
	<b>16,90,132.59</b>	<b>16,90,132.59</b>
(5) Fund for Renovation of Office / Residential Flat		
As per last account	<b>20,00,000.00</b>	<b>20,00,000.00</b>
(6) Fund for Renovation of Showroom		
As per last account	<b>10,00,000.00</b>	<b>10,00,000.00</b>
<b>TOTAL (1+2+3+4+5+6)</b>	<b>7,91,16,750.21</b>	<b>7,17,88,488.09</b>
<b>Long Term Provisions</b>		
Life Insurance Corporation Group Gratuity Scheme	4,13,829.00	1,97,145.00
Liability for Leave Salary	36,84,112.00	31,40,362.00
	<b>40,97,941.00</b>	<b>33,37,507.00</b>
<b>Trade Payables</b>		
Liabilities for Expenses	<b>22,63,414.26</b>	<b>11,32,560.75</b>
<b>Other Current Liabilities</b>		
Liability for MDA Exporters' Subsidy	-	28,88,870.00
Liability for Gratuity of Ex-Employees	3,19,463.00	3,19,463.00
Govt. Grant Refundable	1,24,929.23	31,87,116.68
Interest refundable	31,693.00	
Statutory Liabilities	1,43,723.50	4,92,822.98
Staff Payables	18,690.94	31,419.34
Membership Subscription Received in Advance	1,80,79,756.20	1,75,31,369.61
Contribution Received in Advance from Members for Events & other purposes	10,75,267.00	1,04,40,780.00
	<b>1,97,93,522.87</b>	<b>3,48,91,841.61</b>
<b>Short Term Provisions</b>		
Liability for Leave Salary	<b>5,35,916.00</b>	<b>5,63,263.00</b>
	<b>5,35,916.00</b>	<b>5,63,263.00</b>

# CAPEXIL

## Notes on Financial Statements for the year ended 31st March 2017

Particulars	As at	As at
	31st March 2017 (Rs.)	31st March 2016 (Rs.)
<b>Non Current Investments</b>		
5 no. Shares of Rs. 50 each of Balaka Co-operative Housing Society Ltd (Trade Investment)	250.00	250.00
	<b>250.00</b>	<b>250.00</b>
<b>Long term loans and Advances (Unsecured considered good)</b>		
Deposits	4,53,158.80	4,53,158.80
	<b>4,53,158.80</b>	<b>4,53,158.80</b>
<b>Cash and Bank Balances</b>		
<i>a) Cash and Cash Equivalents</i>		
Cash in Hand	24,766.02	39,624.62
Remittance in Transit (Cheque)	1,28,000.00	-
Balances with Scheduled Banks	1,62,14,497.73	3,47,58,479.98
	1,63,67,263.75	3,47,98,104.60
<i>b) Other Bank Balances</i>		
Fixed deposits with bank	6,60,52,950.00	6,05,59,250.00
	<b>8,24,20,213.75</b>	<b>9,53,57,354.60</b>
<b>Short Term Loans and Advances (Unsecured considered good)</b>		
Others Loan & Advances	8,20,491.36	8,78,627.65
TDS on Bank Interest	14,59,969.30	13,13,440.20
TDS on Others	3,52,627.00	1,19,007.00
	<b>26,33,087.66</b>	<b>23,11,074.85</b>
<b>Other Current assets (Unsecured considered good)</b>		
Govt. Grant Receivable	68,21,890.09	14,70,893.50
Accrued Interest	23,01,050.90	1,60,490.00
	<b>91,22,940.99</b>	<b>16,31,383.50</b>

# CAPEXIL

## Notes on Financial Statements for the year ended 31st March 2017

Particulars	Year ended 31st March 2017 (Rs.)	Year ended 31st March 2016 (Rs.)
<b>Revenue from Operations</b>		
<i>Income from Members</i>		
Ordinary Subscription	3,14,73,166.66	3,12,59,537.77
Contribution from Participating Members	2,89,09,301.69	1,93,93,199.50
Admission Fees	18,55,000.00	14,96,000.00
(A)	<b>6,22,37,468.35</b>	<b>5,21,48,737.27</b>
<i>Govt. Grant for MDA / MAI Activities</i>		
Code Activities & MDA Exporter Subsidy	2,50,72,000.00	2,00,00,000.00
Less: Unutilised Amount	45,14,760.84	31,86,569.45
Less: Adjustment during the year	1,67,473.16	33,91,648.00
Add: Adjustment during the year	-	33,91,648.00
(B)	<b>2,03,89,766.00</b>	<b>1,68,13,430.55</b>
MAI Activities	93,50,996.59	-
Add: Receivable	-	-
Less: Unutilised Amount	-	-
(C)	<b>93,50,996.59</b>	<b>-</b>
<b>Total (A+B+C)</b>	<b>9,19,78,230.94</b>	<b>6,89,62,167.82</b>
<b>Other Income</b>		
Advertisement of Export Publication	2,88,000.00	2,63,572.00
Licence Fees		
Interest on Fixed Deposit	55,03,311.00	39,97,154.00
Bank Interest on SB A/c	6,29,099.68	5,70,433.18
Liability no longer required		
Income from Award Function	83,90,309.67	59,73,201.00
Miscellaneous Income	86,34,401.11	80,64,581.82
Prior period Income:		
<i>Building Maintenance</i>	-	21,73,142.89
<i>Rent Income</i>	19,000.00	-
	<b>2,34,64,121.46</b>	<b>2,10,42,084.89</b>
<b>Employees' Benefit Expenses</b>		
Salary & Other Benefits	3,24,91,572.66	2,74,98,633.00
LIC Group Gratuity Scheme	4,13,829.00	1,97,145.00
Provident Fund & incidental expenses	33,48,867.00	26,14,532.00
Staff Welfare Expenses	7,26,478.00	6,40,215.00
	<b>3,69,80,746.66</b>	<b>3,09,50,525.00</b>

# CAPEXIL

## Notes on Financial Statements for the year ended 31st March 2017

Particulars	Year ended	Year ended
	31st March 2017 (Rs.)	31st March 2016 (Rs.)
<b>Export Promotional Activities</b>		
Abu Dhabi Book Fair cum BSM	65,089.60	1,400.00
Algeria Fair Cum BSM	-	9,70,378.67
Beizing Intl Book Fair	-	59,011.17
BSM cum Exhibition Asean	8,41,815.75	-
BSM cum Exhibition (Algeria, Morocco & Lebanon)	10,08,755.42	-
BSM LAC	20,11,013.73	-
CAP India 2016	2,980.00	1,250.00
Code Expenses Capexil's Event - No Grant	1,24,83,252.77	1,45,39,478.14
Equip Auto Cum BSM	-	5,78,921.53
Expenses for ISO 9000 Status	28,123.50	-
Export Award Expenses	81,81,013.30	45,26,230.04
Frankfurt Book Fair	13,832.78	-
Ghana Book Fair	-	14,825.27
Guadalajara International Book Fair	-	1,61,418.99
London Book Fair	4,05,334.85	-
London Book Fair expenses-MAI	1,12,55,841.22	-
MDA Exporters Subsidy	1,68,74,734.00	1,53,91,648.00
Public Relation (Diary Expenses)	2,49,000.00	2,62,000.00
Publication / Publicity under code activities	3,76,546.61	2,49,105.29
Publication for use within India & Abroad	-	1,95,150.00
RBSM Ceramics	24,71,642.75	-
Rubber Istanbul B2B	5,12,832.74	-
Seminar, Workshop & Tech.Meet under code activities	8,08,462.92	3,08,496.36
Sharjah International Book Fair	-	26,080.31
Vietnam Fair & BSM Expense	1,67,287.12	-
	<b>5,77,57,559.06</b>	<b>3,72,85,393.77</b>



# CAPEXIL

## Notes on Financial Statements for the year ended 31st March 2017

Particulars	Year ended	Year ended
	31st March 2017 (Rs.)	31st March 2016 (Rs.)
<b>Others Expenses</b>		
AGM Expenses	4,43,002.72	7,85,765.21
Auditor's Remuneration	34,000.00	40,400.00
Committee & Other Meeting Expenses	4,38,349.08	2,38,579.37
Electricity Charges	2,49,092.00	2,51,116.00
Hospitality Expenses	46,356.00	49,578.00
Insurance	15,635.00	13,585.00
Interest Charges	83,870.00	625.00
Internal Auditor Fees	2,04,000.00	3,73,692.00
Legal Fees	3,10,100.00	30,100.00
Liveries	23,034.00	18,331.20
Local Conveyance	2,34,672.00	2,61,550.50
Maintenance of Office Premises	22,94,781.59	25,15,755.65
Maintenance of Residential Flat	44,051.00	76,067.00
Miscellaneous Expenses	11,52,487.40	6,55,437.66
Postage & Telegram	3,20,730.27	4,03,152.46
Printing & Stationary	3,05,102.14	3,53,724.80
Prior Period Expenses	1,95,372.00	69,375.32
Professional Fees	19,80,702.00	12,20,646.00
Rates & Taxes	2,20,960.00	2,20,960.00
Retainership Charges	2,53,150.00	4,11,996.00
Reimbursement Airfare to Committee Members	5,81,928.00	6,23,158.00
Rent	15,44,031.30	12,82,512.94
Service Contact incl. Website Maintenance	5,73,380.60	4,97,256.05
Swachh Bharat Cess Expenses	13,708.03	-
Telephone & Internet Charges incl. Fax Expenses	4,35,539.68	3,35,083.57
Traveling Expenses Incl. Domestic Fair	5,21,404.19	1,73,631.20
	<b>1,25,19,439.00</b>	<b>1,09,02,078.93</b>

### For ADD & ASSOCIATES

Chartered Accountants  
Firm Registration No.308064E

### Sonali Dey Bandopadhyay

Partner  
Membership No.064055  
Place: Kolkata  
Date: 29.08.2017

Sd/-

**Ramesh K. Mittal**

President

Sd/-

**R.Veeramani**

Vice President

Sd/-

**T. K. Bhattacharyya**

Executive Director

Sd/-

**Vineet Jhabak**

Joint Director-Accounts

**CAPEXIL**

**Cash Flow Statement for the year ended 31st March, 2017**

Particulars	Year ended	
	31st March 2017 (Rs.)	31st March 2016 (Rs.)
<b><u>CASH FLOW FROM OPERATING ACTIVITIES</u></b>		
Surplus/(Deficit) before Tax	73,28,262.12	97,11,492.54
<b>Add/(Less) Adjustment for :</b>		
Depreciation/ Amortization Expenses	8,56,345.56	11,54,762.47
Interest Income on House Building Loan credited to Fund Account	-	-
Utilisation of Software Development Fund	-	-
Interest on Fixed Deposits	(31,99,809.00)	(35,41,801.00)
<b>Operating Profit Before Working Capital Changes</b>	<b>49,84,798.68</b>	<b>73,24,454.01</b>
<b>Add/(Less) Adjustments for Working Capital changes :</b>		
Trade and other Receivables	(74,33,421.20)	81,24,021.08
Provisions for Employee Benefit Schemes	7,33,087.00	46,881.00
Trade and other Payables	(1,39,67,465.23)	1,44,69,650.85
<b>Cash generated from Operations</b>	<b>(1,56,83,000.75)</b>	<b>2,99,65,006.94</b>
Tax Paid (Net of Refund)	(3,80,149.10)	9,15,490.00
<b>Net Cash Flow from Operating Activities</b>	<b>(A) (1,60,63,149.85)</b>	<b>3,08,80,496.94</b>
<b><u>CASH FLOW FROM INVESTING ACTIVITIES</u></b>		
Acquisition of Fixed Assets	(73,800.00)	(2,92,702.00)
Increase in CWIP	-	-
Fixed Deposits Encashed	2,95,06,300.00	1,15,00,000.00
Fixed Deposit opened	(3,50,00,000.00)	(2,90,59,250.00)
Interest on Fixed Deposits	31,99,809.00	35,41,801.00
Long term loans and Advances	-	8,000.00
<b>Net Cash Flow from Investing Activities</b>	<b>(B) (23,67,691.00)</b>	<b>(1,43,02,151.00)</b>
<b><u>CASH FLOW FROM FINANCING ACTIVITIES</u></b>		
<b>Net Cash Flow from Financing Activities</b>	<b>(C) -</b>	<b>-</b>
<b>Net Increase/(Decrease) in Cash &amp; Cash Equivalents</b>	<b>(A+B+C) (1,84,30,840.85)</b>	<b>1,65,78,345.94</b>
<b>Opening Cash &amp; Cash Equivalents:</b>	<b>3,47,98,104.60</b>	<b>1,82,19,758.66</b>
<b>Closing Cash &amp; Cash Equivalents:</b>	<b>1,63,67,263.75</b>	<b>3,47,98,104.60</b>

**Notes:**

Particulars	As at	
	31st March 2017 Rs.	31st March 2016 Rs.
<i>Components of Cash and Cash Equivalents:</i>		
Cash in Hand	24,766.02	39,624.62
Remittance in Transit (Cheque)	1,28,000.00	-
Balances with Scheduled Banks	1,62,14,497.73	3,47,58,479.98
	<b>1,63,67,263.75</b>	<b>3,47,98,104.60</b>

**AUDITOR'S CERTIFICATE**

We have verified the attached Cash Flow Statement of **CAPEXIL** derived from audited financial statements and the records maintained by the Council for the year ended 31st March 2017 and found the same in agreement therewith.

**For ADD & ASSOCIATES**

Chartered Accountants  
Firm Registration No.308064E

**Sonali Dey Bandopadhyay**

Partner  
Membership No.064055

Place: Kolkata  
Date: 29.08.2017

Sd/-  
**Ramesh K. Mittal**  
President  
Sd/-  
**R.Veeramani**  
Vice President

Sd/-  
**T. K. Bhattacharyya**  
Executive Director  
Sd/-  
**Vineet Jhabak**  
Joint Director-Accounts

# CAPEXIL

## Notes on Financial Statements for the year ended 31st March 2017

### F. FIXED ASSETS

Particulars	GROSS BLOCK			DEPRECIATION					NET BLOCK	
	As on 1st April 2016	Addition during the year 2016-17	Deletion	As on 31st March 2017	Depreciation upto 31.03.2016	Depreciation for the year 2016-17	Deletion	Depreciation upto 31.03.2017	As on 31st March 2017	As on 31st March 2016
	Rs.	Rs.	Rs.	Rs.	Rs.	Rs.	Rs.	Rs.	Rs.	Rs.
<b>KOLKATA</b>										
LIBRARY BOOKS	47,194.61		-	47,194.61	46,007.00	-	-	46,007.00	1,187.61	1,187.61
COMPUTER & OTHERS	1,34,91,108.59	67,500.00	-	1,35,58,608.59	1,32,08,780.59	1,36,457.00	-	1,33,45,237.59	2,13,371.00	2,82,328.00
OFFICE EQUIPMENTS	5,92,807.72	6,300.00	-	5,99,107.72	5,14,947.63	25,803.00	-	5,40,750.63	58,357.09	77,860.09
OFFICE PREMISES	1,75,26,555.00		-	1,75,26,555.00	75,37,390.00	4,84,007.00	-	80,21,397.00	95,05,158.00	99,89,165.00
FURNITURE & FITTINGS	39,53,623.16		-	39,53,623.16	37,57,328.79	2,212.37	-	37,59,541.16	1,94,082.00	1,96,294.37
<b>TOTAL</b>	<b>3,56,11,289.08</b>	<b>73,800.00</b>	<b>-</b>	<b>3,56,85,089.08</b>	<b>2,50,64,454.01</b>	<b>6,48,479.37</b>	<b>-</b>	<b>2,57,12,933.38</b>	<b>99,72,155.70</b>	<b>1,05,46,835.07</b>
<b>CHENNAI</b>										
LIBRARY BOOKS	11,516.74	-	-	11,516.74	11,266.00	-	-	11,266.00	250.74	250.74
RESIDENTIAL FLAT	3,34,599.98	-	-	3,34,599.98	2,67,477.00	3,232.00	-	2,70,709.00	63,890.98	67,122.98
FURNITURE & FITTINGS	3,766.53	-	-	3,766.53	3,741.00	-	-	3,741.00	25.53	25.53
OFFICE EQUIPMENTS	6,51,460.58	-	-	6,51,460.58	5,89,515.58	16,956.00	-	6,06,471.58	44,989.00	61,945.00
TRADE INFORMATION (COMPUTER)	2,66,428.00	-	-	2,66,428.00	2,53,106.00	-	-	2,53,106.00	13,322.00	13,322.00
<b>TOTAL</b>	<b>12,67,771.83</b>	<b>-</b>	<b>-</b>	<b>12,67,771.83</b>	<b>11,25,105.58</b>	<b>20,188.00</b>	<b>-</b>	<b>11,45,293.58</b>	<b>1,22,478.25</b>	<b>1,42,666.25</b>
<b>MUMBAI</b>										
OFFICE PREMISES	11,59,549.57	-	-	11,59,549.57	8,59,757.00	14,389.00	-	8,74,146.00	2,85,403.57	2,99,792.57
RESIDENTIAL FLAT	3,76,160.40	-	-	3,76,160.40	3,04,399.00	3,420.00	-	3,07,819.00	68,341.40	71,761.40
OFFICE EQUIPMENTS	7,21,740.05	-	-	7,21,740.05	6,37,600.05	24,088.00	-	6,61,688.05	60,052.00	84,140.00
FURNITURE & FITTINGS	56,265.19	-	-	56,265.19	46,887.00	2,272.19	-	49,159.19	7,106.00	9,378.19
TRADE INFORMATION (COMPUTER)	3,41,704.00	-	-	3,41,704.00	3,22,514.00	2,399.00	-	3,24,913.00	16,791.00	19,190.00
<b>TOTAL</b>	<b>26,55,419.21</b>	<b>-</b>	<b>-</b>	<b>26,55,419.21</b>	<b>21,71,157.05</b>	<b>46,568.19</b>	<b>-</b>	<b>22,17,725.24</b>	<b>4,37,693.97</b>	<b>4,84,262.16</b>
<b>DELHI</b>										
FURNITURE & FITTINGS	19,02,902.00	-	-	19,02,902.00	15,35,282.00	1,10,009.00	-	16,45,291.00	2,57,611.00	3,67,620.00
OTHER OFFICE EQUIPMENTS	1,33,000.00	-	-	1,33,000.00	1,04,971.00	-	-	1,04,971.00	28,029.00	28,029.00
OFFICE EQUIPMENTS	2,33,349.46	-	-	2,33,349.46	2,23,551.46	-	-	2,23,551.46	9,798.00	9,798.00
RESIDENTIAL FLAT	7,31,845.22	-	-	7,31,845.22	5,89,622.00	6,101.00	-	5,95,723.00	1,36,122.22	1,42,223.22
TRADE INFORMATION (COMPUTER)	3,05,836.00	-	-	3,05,836.00	2,91,831.00	-	-	2,91,831.00	14,005.00	14,005.00
<b>TOTAL</b>	<b>33,06,932.68</b>	<b>-</b>	<b>-</b>	<b>33,06,932.68</b>	<b>27,45,257.46</b>	<b>1,16,110.00</b>	<b>-</b>	<b>28,61,367.46</b>	<b>4,45,565.22</b>	<b>5,61,675.22</b>
<b>TOTAL (Current Year)</b>	<b>4,28,41,412.80</b>	<b>73,800.00</b>	<b>-</b>	<b>4,29,15,212.80</b>	<b>3,11,05,974.10</b>	<b>8,31,345.56</b>	<b>-</b>	<b>3,19,37,319.66</b>	<b>1,09,77,893.14</b>	<b>1,17,35,438.70</b>
<b>TOTAL (Previous Year)</b>	<b>4,26,98,710.80</b>	<b>1,42,702.00</b>	<b>-</b>	<b>4,28,41,412.80</b>	<b>2,99,76,211.63</b>	<b>11,29,762.47</b>	<b>-</b>	<b>3,11,05,974.10</b>	<b>1,17,35,438.70</b>	<b>1,27,22,499.17</b>

### B .INTANGIBLE ASSET

Particulars	GROSS BLOCK			DEPRECIATION					NET BLOCK	
	As on 1st April	Addition during the year 2016-17	Deletion	As on 31st March	Depreciation upto 31.03.2016	Depreciation for the year 2016-17	Deletion	Depreciation upto 31.03.2017	As on 31st March 2017	As on 31st March 2016
	2016	year 2016-17		2017	31.03.2016	year 2016-17		31.03.2017	2017	2016
	Rs.	Rs.	Rs.	Rs.	Rs.	Rs.	Rs.	Rs.	Rs.	Rs.
Computer Software	2,50,000.00		-	2,50,000.00	25,000.00	25,000.00	-	50,000.00	2,00,000.00	2,25,000.00
<b>TOTAL (Current Year)</b>	<b>2,50,000.00</b>	<b>-</b>	<b>-</b>	<b>2,50,000.00</b>	<b>25,000.00</b>	<b>25,000.00</b>	<b>-</b>	<b>50,000.00</b>	<b>2,00,000.00</b>	<b>2,25,000.00</b>
<b>TOTAL (Previous Year)</b>	<b>2,50,000.00</b>	<b>-</b>	<b>-</b>	<b>2,50,000.00</b>	<b>-</b>	<b>25,000.00</b>	<b>-</b>	<b>25,000.00</b>	<b>2,25,000.00</b>	<b>-</b>



**7. ANNEXURES**

ANNEXURE – I	List of the members of the Regional Committees for the year 2016-17.
ANNEXURE – II	Panel and Item-wise exports statistics of CAPEXIL for the last four years.
ANNEXURE – III	CAPEXIL Export Award Winners for the years 2013-14 and 2014-15

**ANNEXURE – I**

**LIST OF THE REGIONAL COMMITTEE MEMBER OF CAPEXIL DURING 2016-17**

**WESTERN REGION**

Mr. M.F. Vohra

**Regional Chairman, CAPEXIL (W.R.)**

M/s. Zenith Rubber & Plastic Works,  
144, Free Press House,  
215, Free Press Journal Marg,  
Nariman Point, Mumbai – 400 021.  
Phone : 022- 61436500  
Fax: 022-22885222/111  
E-mail : vohra@zenithrubber.com  
mfvohra@zenithrubber.com

**Rubber Products Panel**

Mr. Nitin J. Mankad,  
M/s. Innovative Tyres & Tubes Ltd.,  
Govind Krupa Bungalow, Ground Floor,  
Opp. 15, Alkapuri Society Lane – 1,  
B/h. Police Chowkey,  
R C Dutt Road, Alkapuri, Vadodara – 390 007.  
Phone: 0265 2322803  
Fax: 0265 2322803  
E-mail: nitin@innovativetyres.co.in;  
innovativetyres@gmail.com

**Auto Tyres & Tubes Panel**

Mr. H. R. Bhandari,  
M/s. Pragati Glass Pvt. Ltd.,  
111, Damji Shamji Industrial Complex,  
9, L.B.S. Marg, Kurla (West),  
Mumbai – 400 070.  
Phone: 91 22 25164922/25  
Fax: 91 22 25153677 / 25126872  
E-mail: president@pragatiglass.com;  
export@pragatiglass.com

**Glass & Glassware Panel**

Mr. R. T. Somaiya  
M/s. Regency Wood Products  
E. S. Patanwala Marg, Ghorupdeo,  
Mumbai - 400 033.  
Phone: 022- 23740140/41/42  
Fax : 022- 23738895/23739988  
E-mail : rtsomaiya@yahoo.com;  
rtsomaiya@gmail.com

**Plywood & Allied Products Panel**

Mr. M. K. Deore

M/s. Sujata Bone Mill & Fertilizers  
Mosam Bridge, Opp. Gagrani Estate P. O.  
Malegaon – 423203, Dist. Nashik.  
Phone : 02554- 645220  
Telefax : 02554- 253589  
E-mail : sujata\_bnml@rediffmail.com

**Animal By Products Panel**

Mr. Viren C. Mirani  
M/s. India Gelatine & Chemicals Ltd.,  
77, Mittal Chambers, 7th Floor  
228, Nariman Point  
Mumbai - 400021.  
Phone : 022 22020341/22021875 & 22000911  
Fax : 022 22845522  
E-mail : igclmumbai@indiagelatine.com

**Ossein & Gelatine Panel**

Mr. Dushyant P. Laijawala  
M/s. Nico Orgo Manures  
Opp. Dakor Railway Station  
Taluka: Thasra, Dakor – 388 225, Dist. Kheda.  
Phone : 02699 244403  
Fax : 02699 244903  
E-mail : nicosulf@gmail.com;  
nicoorgo@neemnico.com

**Miscellaneous Products Panel**

Mr. Rajiv Bazaz  
M/s. Stone Shippers Ltd. 117, Jolly Maker-II  
Nariman Point, Mumbai – 400 021.  
Phone : 022- 66364810 Fax : 022 -2288 3020  
E-mail : rajiv.bazaz@stoneshippers.com  
stoneshippers@gmail.com

**Natural Stones and Products Panel**



Mr. Deependra Singh  
M/s. Indian Rare Earths Limited  
Plot No.1207, Veer Savarkar Marg  
Off Siddhi Vinayak Temple, Prabhadevi  
Mumbai – 400 028.  
Phone : 022-24301755  
Fax : 022-2430 1967  
Email : cmd@irel.gov.in

**Processed Minerals including Upgraded  
Ilmenite Ore Panel**

**Vacant**

**Paper, Paper Board & Paper Products Panel**

**Vacant**

**Paints, Printing Ink & Allied Products Panel**

**Vacant**

**Ceramics & Allied Products including  
Refractories Panel**

**Vacant**

**Cement, Cement Clinkers & Asbestos  
Cement Products Panel**

**Vacant**

**Books, Publications & Printing Panel**

**Vacant**

**Mfrd. Products of Carbon Graphite,  
Explosives and Accessories Panel**

**Vacant**

**Bulk Minerals and Ores including Salt, Coal  
& Aluminium Metal Panel**

**NORTHERN REGION**

Mr. Sukumar Das  
**Regional Chairman, CAPEXIL (N.R.)-  
(Upto 17/04/2017)**  
C/o. M/s NCBA Exports Pvt. Ltd.  
212, Shah Pur Jat,  
New Delhi – 110 049.  
Phone : 011-4175 2054  
Fax : 011-4175 2055  
E-Mail : sukumar4das21@gmail.com

Mr. Ramesh K. Mittal  
Chairman-CAPEXIL  
M/s. D.K. Agencies (P) Ltd.  
A-15-17 Mohan Garden  
D.K. Avenue, Najafgarh  
New Delhi-110 059  
Phone : 011- 2535 7104, 2535 7105  
Fax : 011- 2535 7103  
E-Mail : rkmittal@dkagencies.com

**Special Invitee**

Mr. Surendra Gulati  
M/s. Sidhartha Gelatines Pvt. Ltd.  
1005,Gopal Heights  
D-9, Netaji Subhash Place, Pitampura  
New Delhi – 110 034.  
Phone : 011-2735 -7077/ 7079  
Fax : 011-2735 7056/42470416  
E-mail : surendra@sidharthagelatines.com  
sidhrthagelatines@gmail.com

**Animal By Products Panel**

Dr. Sobha Dewan  
M/s. Deusch Motocomp Pvt. Ltd. 47,  
Mahila Udyami Park ,  
Ecotech-III Greater Noida, U.P.  
Phone : 0120-6454690  
Fax : 0120-2350047  
E-mail : dmplnoida@yahoo.co.in, info@dmplindia.com

**Rubber Products Panel**

Mr. Monit Malhotra  
M/s. MRL Tyres Ltd. (formerly: Malhotra  
Rubbers Ltd.,) 70/50A, Rama Road,  
Industrial Area, Najafgarh Road,  
New Delhi – 110 015.  
Phone : 011-49994999  
Fax : 011-49994997  
E-mail : mrlties@yahoo.com;  
monit@mrlties.com

**Auto Tyres & Tubes Panel**

Shri Pranav Gupta  
M/s. Prints Publications Pvt. Ltd.  
Prints House, 11, Darya Ganj  
New Delhi -110 002  
Phone : 011-45355555  
Fax : 011-23275542  
E-mail : info@printspublications.com

**Books, Publications & Printing Panel**

Mr. Pradeep Gupta  
M/s. Narsingh Dass & Co. Pvt. Ltd.  
E-3/16, Balram House, Darya Ganj  
New Delhi-110002  
Phone : 011-23266743  
Fax : 011-23266744  
E-mail : pradeep@narsinghdass.com

**Paper, Paper Board & Paper Products Panel**

Mr. Atul Jindal  
M/s. Jindal Wood Products (P) Ltd. 92/4,  
Block No.2, Kirtinagar  
New Delhi-110 015  
Phone : 011-41421360, 25462789  
Fax : 011-41421360  
E-Mail : info@aklumpers.com

**Plywood & Allied Products Panel**



Mr. Sandeep Gupta  
M/s. Universal Carbons India  
Tanda Road, Hoshiarpur – 146 001.  
Phone : 01882-238405 / 239559  
Fax : 01882-239059 / 252159  
E-mail : universalcarbons@gmail.com

**Miscellaneous Products Panel**

Mr. Inderjit Arora  
M/s. Spectrum Paints Pvt. Ltd.  
C-1/106, Lajpat Nagar  
New Delhi – 110 024.  
Phone : 011-2981 6587 / 6791  
Fax : 011- 2981 4322  
E-mail : spectrum@nda.vsnl.net.in

**Paints, Printing Ink & Allied Products Panel**

Mr. Yogesh Sachedeva  
M/s. Savitri Overseas  
B-Villa, Central Park-I, Sector-42 Golf Course  
Road Gurgaon-122 002, Haryana  
Phone : 0124-3251075/76/85/86  
Fax : 0124-66173950  
E-mail : accounts@savitriramsons.in  
stone@savitriramsons.in

**Natural Stones & Products Panel**

Mr. Rahul Kumar  
M/s. Jaiprakash Associates Ltd. (Cement  
Division)  
Sector – 128, Noida-201304(U.P.)  
Phone : 0120-4609000, 247080 0  
Fax : 0120-4609496, 4609464  
E-mail : rahul.kumar@jil.co.in

**Cement, Cement Clinkers & Asbestos Products  
Panel**

Mr. Gurmeet S. Singh  
M/s. Gurind India Pvt. Ltd.  
W-35, Sector-11, Noiada(U.P.).  
Phone : 0120-4738700  
E-mail : gurind@del3.vsnl.net.in  
gs@gurindglass.com

**Glass & Glassware Panel**

**Vacant**

**Ceramics & Allied Products including  
Refractories Panel**

**Vacant**

**Manufactured Products of Carbon Graphite,  
Explosives & Accessories Panel**

**Vacant**

**Processed Minerals including Upgraded  
Ilmenite Ore Panel**

**Vacant**

**Ossein & Gelatine Panel.**

**Vacant**

**Bulk Minerals & Ores including Coal, Salt &  
Aluminium Metal Panel**

Mr. Shriram Subramaniam  
M/s. Exim Bank India Pvt. Ltd.  
Statement House  
148, Barakhamba Road  
New Delhi – 110 001.  
Phone : 011-2332 6625

The Director  
Department of Revenue  
Directorate of Drawback  
Jeevandeep Building, Parliament Street  
New Delhi – 110 001  
Phone : 011-23341079 / 23360545  
Fax : 011-2334179 / 23360813

**Invitee**

Addl. Director  
Office of the Addl. DGFT (CLA)  
A-Wing, I.P. Bhawan  
Indraprastha Estate  
New Delhi – 110 001.  
Phone : 011-23379111/9112/9113  
E-mail : jdgt-cla@nic.

**Invitee**

Export Credit Guarantee Corporation of India,  
World Trade Tower, 4th Floor  
Barakhamba Lane New Delhi – 110 001.  
Phone:01141529912/3  
Fax:011-41529918

**Invitee**



## SOUTHERN REGION

Shri A.M.S.G. Ashokann  
**Regional Chairman, CAPEXIL (S.R.)**  
 The Baby Match Industries  
 1-C/4, Thiruthangal Road  
 Sivakasi-626123, Tamil Nadu  
 Phone : 04562-230300/230330  
 Fax : 04562-289844/230359,  
 E-mail : arasaninternational@gmail.com  
 matches@arasanwetwo.com

### Miscellaneous Products Panel

Mr. Sajiv K. Menon  
 M/s. Nitta Gelatin India Ltd.  
 Post Box 4262, 50/1002, SBT Avenue  
 Panampilly Nagar  
 Cochin -682 036.  
 Phone : 0484 – 2317805 / 2317904  
 Fax : 0484 – 2310568  
 E-mail : suseelan@nittagelindia.com

### Ossein & Gelatine Panel

Mr. C. S. Nanthakumar  
 The India Cements Ltd.  
 “Coromandal Towers”  
 No. 93, Santhome High Road  
 Karpagam Avenue, R. A. Puram  
 Chennai – 600 028.  
 Phone : 044-2852 1526, 28572100  
 Fax : 044 – 28526311  
 E-mail : cs.nanthakumar@indiacements.co.in  
 marketing@indiacements.co.in

### Cement, Cement Clinkers & Asbestos Cement Products Panel

Mr. K. George Thomas  
 M/s. Tamilnadu News Print & Paper Ltd.  
 67, Mount Road, Guindy  
 Chennai - 600 032  
 Phone : 044-22301094-97/22354415-18  
 Fax : 044-22350834  
 E-mail : export@tnpl.co.in

### Paper, Paper Board & Paper Products Panel

Mr. J. Krishnamurthy  
 M/s. Saint-Gobain Glass India Ltd.  
 Plot No. A-1, SIPCOT Industrial Park  
 Sriperumbudur – 602 105 Kanchipuram Dist.  
 Phone : 044-2716 0281/2832/34/ 35  
 Fax : 044 – 2716 2841  
 E-mail : krishnamurthy@saint-gobain.com

### Glass & Glassware Panel

Shri M. Gopalakrishnan  
 M/s. Gemwood  
 Devi Kripa, Chittoor Road, Valanjambalam  
 Cochin 682016  
 Phone : 2376819 / 2376748  
 Mail : gemwood@md3.vsnl.net.in  
**Plywood & Allied Products Panel**

Mr. S.V. Kumar  
 M/s. P. Subbaraj & Co.  
 No.4, 1st Street  
 Sylvan Lodge Colony, Kilpauk  
 Chennai – 600 010.  
 Phone : 044-2642 1845/26420791  
 Fax : 044-2642 1398  
 E-mail : psr@giasmd01.vsnl.net.in

### Animal By Products Panel

Mr. N. Mahesh  
 M/s. Devinarayan Granites Ltd.  
 2, Link Street, Second Floor Kottur Gardens,  
 4th Main Road  
 Chennai – 600 085.  
 Phone : 044-2447 4362 / 099466 63079  
 Fax : 044-2447 5238  
 E-mail : deeyan@md3.vsnl.net.in

### Natural Stones & Products Panel

Mr. P.S. Kannan  
 M/s. Vajra Rubber Products Pvt. Ltd.  
 XII / 371 A, Pyngode, Konathukunnu P.O. (Via.)  
 Irinjalakuda , Thrissur – 680 123.  
 Phone : 0480 – 286 0402 / 2862672  
 Fax : 0480 – 286 7380  
 E-mail : contact@vajrarubber.com  
 kannanps16@hotmail.com

### Rubber Products Panel

Mr. A. R. Palaniappan  
 M/s. The Metal Powder Co. Ltd.  
 Maravankulam, Thirumangalam – 625 706,  
 Madurai Dist. Phone : 04549-280599 / 281995  
 Fax : 04549-280689  
 E-mail : info@mepco.in / rams@mepco.in

### Paints, Printing Ink & Allied Products Panel

Mr. S. Mathan Babu  
 M/s. TVS Srichakra Limited  
 Sudharshan Bldg., No. 14  
 5th Floor, Royapettah, Whites Road  
 Chennai – 600 014.  
 Phone : 044 – 2852 6007 / 2852 3853  
 Fax : 044- 2852 2992  
 E-mail : pillai@tvstyres.com

### Auto Tyres & Tubes Panel





Mr. Ashwin Chesetty  
The Premier Mica Company  
38, seethammal Road, Chennai - 600 018.  
Phone : 044 - 24338653  
Fax : 044 - 24320584  
E-mail : premica@micaindia.com

**Processed Minerals including Upgraded Ilmenite Ore Panel**

**Vacant**

**Ceramics & Allied Products including Refractories Panel**

**Vacant**

**Books, Publications & Printing Panel**

**Vacant**

**Mfrd. Products of Carbon Graphite, Explosives & Accessories Panel**

**Vacant**

**Bulk Minerals & Ores including Coal, Salt and Aluminium Metal Panel**

**EASTERN REGION**

Mr. Chittaranjan Bhattacharjee  
**Regional Chairman, CAPEXIL(ER)**  
M/s. Vishal Coating Pvt. Ltd.  
73/15, Kaikhali, Chiriamore  
P.O. R-Gopalpur, 24-Parganas (North)  
P.S. Dum Dum Airport, Pin-700 136.  
Phone : 033-2556-7887 / 2556-6807  
Fax : 033-2573-1420  
E-Mail : chittabhattacharjee@rediffmail.com  
**Paints, Printing Ink & Allied Products Panel**

Mr. C.K. Somany  
M/s. Hindusthan National Glass & Industries Ltd.  
2, Red Cross Place,  
Kolkata – 700 001.  
Phone : 033-2254 3100  
Fax : 033-2254 3130  
E-mail : cksomany@hngil.com/  
akganguly@hngil.com

**Glass & Glassware Panel**

Mr. Shiv Kumar Jain  
M/s. Misrilall Mines Pvt. Ltd.  
Mineral House, 1st floor, 27-A, Camac Street  
Kolkata – 700 016.  
Phone : 033-2287-7880 / 2287 8663  
Fax : 033-2287-8563  
E-Mail : jainshivkr@gmail.com

**Bulk Minerals & Ores including Salt, Coal & Aluminium Metal Panel**

Mr. Mr. Samir Kumar Ghosh  
M/s Allied Ceramics Pvt. Ltd.  
91, Lenin Sarani  
Kolkata – 700 013.  
E-mail : ipltd8@yahoo.in  
**Ceramics & Allied Products including Refractories Panel**

Mr. Satish Kumar Kedia  
M/s. Kedia Brothers  
21, Burtolla Street,  
Kolkata – 700 007.  
Phone : 033-2268 4683/ 2331, 22688905  
Fax : 033-2268 1348  
E-mail : kediabrothers@vsnl.net  
**Miscellaneous Products Panel**

Mr. Amitabha Sen  
M/s. New Central Book Agency (P) Ltd.  
8/1, Chintamoni Das Lane  
Kolkata-700 009  
Phone : 033-22418411/8573  
Fax : 033-22419094  
E-mail : ncbapvtltd@eth.net  
**Books, Publications & Printing Panel**

Mr. Mayank Shah  
M/s Global Stones Pvt. Ltd.  
1, Sardar Sankar Road  
Kolkata – 700 026.  
Phone : 033-2463-5020/ 5029/ 5030  
E-mail : mayank@gstonesindia.com  
**Natural Stones & Products Panel**

Mr. N. Pandab  
M/s. National Aluminium Co. Ltd.  
J. K. Millennium Centre, 1st Floor  
46-D, Chowringhee Road,  
Kolkata – 700 071  
Phone : 033-22874712, 2287-7363/0115  
Fax : 033-2281 0393/2287 8936  
E-mail : npandab@nalcoindia.co.in

**Processed Minerals including Upgraded Ilmenite Ores Panel**

Mr. Sanjeev Mishra  
M/s Tega Industries Ltd.  
147, Block G, New Alipore  
Kolkata – 700 053.  
Phone : 033-2396 7563/ 3356/3515  
Fax : 2396-3649  
E-mail : sanjeev.mishra@tegaindustries.com

**Rubber Products Panel**

Mr. Basabjeet Nag  
M/s Duropolyprene Ltd.  
Chakbagi, Bishnapur, 24 Parganas (South)  
Pin -743 503, West Bengal.  
Mobile : 9830819622  
Phone : 2447-9345

**Auto Tyres & Tubes Panel**

Mr. Sunil Lohia  
M/s Greenply Industries Ltd.  
16A, Shakespeare Sarani  
New B.K. Market (2nd floor)  
Kolkata – 700 071.  
Phone : 033-3051-5000/ 2282-2175  
Fax : 033-3051-5010  
Mobile : 9748738960  
E-mail : slohia.corp@greenply.com  
greenply@vsnl.com

**Plywood & Allied Products Panel  
& Gelatine Panel**

**Vacant**  
**Manufactured Products of Carbon Graphite,  
Explosives and Accessories Panel**

**Vacant**  
**Paper, Paper Board and Paper Products Panel**

**Vacant**  
**Cement, Cement Clinkers & Asbestos Cement  
Products Panel**

**Vacant**  
**Animal By Products Panel**

**Vacant**  
**Ossein**

## STATEMENT SHOWING PANEL AND ITEM WISE EXPORTS OF CAPEXIL'S PRODUCT

Panels with Item Descriptions	2013-14	2014-15	2015-16	2016-17	Growth % (2016-17 over 2015-16)
	Value in USD Million				
<b>A. MINERALS &amp; ORES</b>					
<b>Natural Stones and Products</b>	<b>1996.22</b>	<b>2019.81</b>	<b>1832.32</b>	<b>1860.25</b>	<b>1.52</b>
Granite and Products	1632.49	1610.13	1418.32	1396.83	-1.52
Marble and Products	48.66	46.83	37.94	40.94	7.91
Other stones & products	287.05	332.29	346.63	387.36	11.75
Slate stone	28.02	30.56	29.43	35.12	19.33
<b>Bulk Minerals and Ores</b>	<b>1552.67</b>	<b>2015.26</b>	<b>1978.29</b>	<b>3142.23</b>	<b>58.84</b>
Aluminium ingot	670.84	1360.15	1243.90	1902.38	52.94
Bauxite other than calcined	104.53	212.34	282.41	47.77	-83.08
Chrome ores	56.21	11.04	19.84	54.70	175.71
Coal	182.40	117.32	137.68	126.23	-8.32
Copper ores	53.68	0.00	10.45	15.85	51.67
Gold and silver ore	0.00				
Iron ores	252.41	109.06	57.19	716.91	1153.56
Manganese ores	3.07	1.09	0.28	0.18	-35.71
Ores n.e.s	72.44	81.36	79.81	79.35	-0.58
Salt	127.56	122.89	146.56	138.73	-5.34
Zinc ores	29.53	0.01	0.17	60.13	35270.59
<b>Processed Minerals</b>	<b>1085.62</b>	<b>1119.4</b>	<b>951.35</b>	<b>992.5</b>	<b>4.33</b>
Bleaching Earth	13.53	13.42	12.70	19.85	56.30
Aluminium hydrate	37.15	38.17	28.41	31.44	10.67
Ball Clay	2.60	3.20	2.29	3.49	52.40
Barytes	143.61	74.64	98.70	114.43	15.94
Bentonite	64.46	65.53	73.51	71.64	-2.54
Calcined alumina ( including other aluminium oxide)	419.71	538.19	394.71	457.32	15.86
Calcined Bauxite	10.15	15.60	9.96	5.22	-47.59
Calcined Magnesite	0.12	0.09	0.22	0.21	-4.55
Dolomite	2.07	2.57	2.37	3.49	47.26
Feldspar	36.91	47.26	34.16	37.39	9.46
Garnet	100.67	92.78	90.83	70.03	-22.90
Ilmenite	108.67	94.50	56.42	11.54	-79.55
Iron oxide	3.10	3.52	7.62	9.53	25.07
Kaolin	17.36	15.43	16.99	16.98	-0.06
Kyanite	0.01	0.01	0.05	0.05	0.00
Manganese dioxide	1.05	1.71	1.39	1.16	-16.55
Natural Graphite	1.87	1.42	0.27	0.49	81.48
Processed Minerals n.e.s	44.03	20.71	26.57	26.35	-0.83



Panels with Item Descriptions	2013-14	2014-15	2015-16	2016-17	Growth % (2016-17 over 2015-16)
	Value in USD Million				
Quartz	36.97	48.16	46.88	54.04	15.27
Silica Sand	0.56	0.16	0.11	0.13	18.18
Sillimanite	2.46	2.32	1.71	1.71	0.00
Steatite	33.42	35.29	41.21	51.63	25.29
Wollastonite	5.14	4.72	4.27	4.38	2.58
<b>TOTAL (A)</b>	<b>4634.51</b>	<b>5154.47</b>	<b>4761.96</b>	<b>5994.98</b>	<b>25.89</b>
<b>B. NON-MINERALS</b>					
<b>Rubber Products</b>	<b>1058.57</b>	<b>1169.06</b>	<b>1005.13</b>	<b>1055.35</b>	<b>5.00</b>
Automotive Components	101.79	104.54	88.69	98.27	10.80
Bicycle Tubes	40.19	39.72	29.61	26.55	-10.33
Bicycle Tyres	51.15	52.65	46.71	37.39	-19.95
Conveyor, Transmission, V Belts	119.69	115.01	103.18	104.27	1.06
Floor Covering & Mats	60.05	63.57	63.49	65.71	3.50
Gaskets, Washers & Seals	68.27	73.91	77.28	119.41	54.52
Hoses	73.24	90.89	88.34	92.98	5.25
Latex, Dipped & Medical Including Contraceptives	84.93	91.81	80.70	86.71	7.45
Reclaim Rubber & Waste Pairings & Scrap	110.05	82.68	72.92	70.73	-3.00
Rubber Coats & Aprons	1.18	6.03	6.80	6.70	-1.47
Rubber Products Nes	13.09	12.81	13.41	10.80	-19.46
Rubber Sheets	294.51	373.42	264.70	263.91	-0.30
Tyre Retread/Camel Back	40.43	62.02	69.30	71.92	3.78
<b>Auto Tyres&amp; Tubes</b>	<b>1687.48</b>	<b>1648.11</b>	<b>1387.24</b>	<b>1498.84</b>	<b>8.04</b>
Auto Tubes	64.44	53.69	44.88	42.08	-6.24
Auto Tyres	1602.92	1574.65	1324.59	1434.33	8.28
Tyre Flaps	20.12	19.77	17.77	22.43	26.22
<b>Paints, Printing Ink and Allied Products</b>	<b>1048.08</b>	<b>1106.79</b>	<b>1031.18</b>	<b>1110.36</b>	<b>7.68</b>
Aluminium paste and powder	20.70	23.82	20.18	21.32	5.65
Chlorinated rubber	0.49	0.48	0.24	0.44	83.33
Chrome pigments	17.10	20.23	18.81	24.24	28.87
Glues	3.85	3.62	4.93	12.24	148.28
Gum and other rosin	0.56	1.12	0.62	0.37	-40.32
Lead pigments	9.93	13.55	13.55	11.07	-18.30
Linseed oil	0.22	0.14	0.10	0.11	10.00
Metal polish	1.85	1.49	1.89	2.05	8.47
Other inks	23.43	27.67	22.04	20.94	-4.99
Other polish	0.73	1.01	1.01	1.50	48.51
Paints varnishes & allied products	44.24	47.98	48.04	63.76	32.72
Pigments and colouring materials	542.32	554.38	483.54	491.69	1.69
Printing ink	114.80	143.65	127.70	131.59	3.05
Shoe polish	1.96	2.30	1.77	1.23	-30.51



Panels with Item Descriptions	2013-14	2014-15	2015-16	2016-17	Growth % (2016-17 over 2015-16)
	Value in USD Million				
Spirit of turpentine	0.07	0.04	0.02	0.02	0.00
Synthetic enamel	1.88	1.71	2.47	2.49	0.81
Synthetic resin	115.36	151.44	160.13	164.79	2.91
Thinner	3.84	3.72	3.50	4.40	25.71
Titanium dioxide	57.23	37.38	35.09	35.53	1.25
Ultramarine Blue	16.55	15.47	16.35	18.24	11.56
Upgraded ilmenite	36.49	19.36	40.36	71.89	78.12
Wire enamel	5.85	3.34	2.91	3.12	7.22
Zinc oxide	28.63	32.89	25.93	27.33	5.40
<b>Glass &amp; Glassware</b>	<b>661.89</b>	<b>721.49</b>	<b>725.22</b>	<b>687.03</b>	<b>-5.27</b>
Clinical thermometer	0.04	0.03	0.10	0.03	-70.00
Electrical insulator of glass	1.64	2.00	1.07	1.08	0.93
Fibre glass	45.30	51.11	56.92	47.05	-17.34
Figured & wired glass	1.51	1.12	1.24	2.33	87.90
Float glass	44.04	47.61	33.21	33.17	-0.12
Glass and glassware nes	258.98	291.29	276.29	241.06	-12.75
Glass bangles	2.91	1.75	1.30	2.29	76.15
Glass beads and false pearls	20.12	20.47	21.35	27.70	29.74
Glass lampwares	9.61	6.99	11.50	20.75	80.43
Glass mirrors	28.34	26.71	28.10	32.82	16.80
Glass phials/bottles	170.11	194.78	209.14	192.21	-8.10
Ophthalmic blanks & lenses	22.86	22.94	23.42	24.57	4.91
Safety glass	23.43	23.26	26.92	25.77	-4.27
Scientific glassware	14.83	16.89	19.21	18.11	-5.73
Sheet glass	0.60	1.30	1.60	1.71	6.87
Signalling glassware	0.23	0.69	0.66	0.41	-37.88
Table/kitchenware of glass	11.49	11.14	11.76	14.49	23.21
Vacuum flasks	5.85	1.41	1.43	1.48	3.50
<b>Plywood &amp; Allied Products</b>	<b>717.07</b>	<b>722.95</b>	<b>787.88</b>	<b>800.49</b>	<b>1.60</b>
Cork and cork products	2.21	2.03	1.99	2.41	21.11
Hard board of wood fibre	13.25	14.96	14.41	18.59	29.01
Other articles of wood	234.95	231.42	257.58	265.51	3.08
Other plywood and products	24.00	29.18	40.89	27.30	-33.24
Sandalwood chips	2.51	3.94	2.35	1.53	-34.89
Sawn timber	27.41	31.41	25.32	17.84	-29.54
Tea chest panel	0.01	0.00	0.01	0.07	600.00
Veneer	13.30	15.45	14.33	15.39	7.40
Wooden furniture	399.43	394.56	431.00	451.85	4.84



Panels with Item Descriptions	2013-14	2014-15	2015-16	2016-17	Growth % (2016-17 over 2015-16)
	Value in USD Million				
<b>Ceramics &amp; Allied Products</b>	<b>638.07</b>	<b>930.15</b>	<b>994.17</b>	<b>1183.61</b>	<b>19.06</b>
Asbestos jointings	6.32	7.95	6.93	6.94	0.14
Ceramic products nes	58.44	59.76	63.81	67.75	6.17
Ceramic tiles	242.77	504.65	563.23	699.74	24.24
Emery	4.66	8.91	2.08	2.03	-2.40
Insulators	44.27	37.98	43.35	40.73	-6.04
Other asbestos products	4.50	5.57	8.14	9.26	13.76
Refractory bricks	102.84	120.90	123.22	137.12	11.28
Refractory materials	82.90	87.81	75.54	90.56	19.88
Roofing tiles	0.24	0.29	0.24	0.29	20.83
Sanitaryware	71.85	73.54	83.65	105.16	25.71
Tableware/kitchenware/potteryware	19.28	22.79	23.98	24.03	0.21
<b>Cement, Cement Clinkers &amp; Asbestos Cement Products</b>	<b>331.3</b>	<b>397.61</b>	<b>358.8</b>	<b>400.4</b>	<b>11.59</b>
Asbestos cement products	49.82	75.69	82.84	75.85	-8.44
Cement	180.31	152.21	160.08	174.23	8.84
Clinkers	101.17	169.71	115.88	150.32	29.72
<b>Paper, Paper Board &amp; Paper Product</b>	<b>997.48</b>	<b>1089.89</b>	<b>1083.51</b>	<b>1115.15</b>	<b>2.92</b>
Cellophane paper	1.56	1.67	0.76	0.29	-61.84
Envelopes/writing blocks/letter pads	8.50	10.02	8.57	10.27	19.84
Exercise books/diaries etc.	95.01	113.79	118.34	127.02	7.33
Lead slip pencil	17.36	20.92	24.88	26.75	7.52
Other paper & paperboard	388.80	433.87	447.48	461.27	3.08
Paper bags/boxes/other containers	90.38	80.74	85.68	89.74	4.74
Paper cones/Auto Tubes etc.	3.19	4.09	4.12	4.62	12.14
Paper products nes	267.68	299.70	291.02	301.75	3.69
Playing cards	4.83	4.00	3.80	3.65	-3.95
Printing & writing paper	93.76	96.04	65.62	60.22	-8.23
Tissue paper incl. cigarette paper	25.61	24.36	31.82	28.54	-10.31
Typewriter, other ribbon and ink pad	0.80	0.69	1.42	1.03	-27.46
<b>Books, Publications &amp; Printing</b>	<b>306.22</b>	<b>265.66</b>	<b>285.49</b>	<b>282.53</b>	<b>-1.04</b>
Books & pamphlets	245.45	204.72	227.12	236.69	4.21
Newspapers, journals & periodicals	4.34	3.67	3.18	2.83	-11.01
Picture postcards/greeting cards etc.	6.67	7.35	7.68	7.65	-0.39
Printed materials	49.76	49.92	47.51	35.36	-25.57
<b>Animal By Products</b>	<b>101.6</b>	<b>86.65</b>	<b>99.29</b>	<b>68.75</b>	<b>-30.76</b>
Animal blood prepared for therapeutic, prophylactic or diagnostic uses	0.00	0.00	0.00	0.54	
Animal Glue	0.94	1.15	1.21	2.28	88.43





Panels with Item Descriptions	2013-14	2014-15	2015-16	2016-17	Growth % (2016-17 over 2015-16)
	Value in USD Million				
Bone grist	1.37	1.45	0.35	0.67	91.43
Bone/horn (whole or part) buttons/blanks/plates/articles thereof, shark bones	11.24	9.19	9.46	9.23	-2.43
Crushed & degreased bones incl. bone chips	3.07	3.25	3.24	2.62	-19.14
Dog or cat food put up for retail sale	28.07	28.25	47.49	32.44	-31.69
Hemoglobin blood globulins & serum globulins	6.28	13.38	16.80	13.50	-19.64
Horn meal and hoof meal	0.96	0.77	1.04	1.22	17.31
Meat and bone meal	43.33	22.95	11.33	4.48	-60.46
Others (other then bones, horn cores, ossein etc)	6.32	6.22	8.28	1.60	-80.68
Pigs,Hogs/Boars Bristls And Hair	0.02	0.04	0.09	0.17	88.89
<b>Ossein &amp; Gelatine</b>	<b>81.07</b>	<b>81.67</b>	<b>64.72</b>	<b>50.88</b>	<b>-21.38</b>
Gelatine	57.24	59.77	48.68	36.19	-25.66
Ossein	21.98	19.81	14.43	11.47	-20.51
Peptones	1.85	2.09	1.61	3.22	100.00
<b>Graphite, Explosives and Accessories</b>	<b>404.71</b>	<b>306.34</b>	<b>223.21</b>	<b>200.67</b>	<b>-10.10</b>
Detonator/detonating fuse/safety fuse etc	43.10	38.59	37.01	49.22	32.99
Graphite electrodes	337.05	241.21	159.10	127.47	-19.88
Graphite fines	19.99	18.43	14.96	13.58	-9.22
Graphite products nes	4.57	8.11	12.14	10.40	-14.33
<b>Miscellaneous Products</b>	<b>251.27</b>	<b>264.71</b>	<b>275.16</b>	<b>263.55</b>	<b>-4.22</b>
Activated carbon	100.44	108.78	114.36	121.55	6.29
Coconut shell charcoal	9.98	9.75	4.00	10.20	155.00
Cutch extracts	4.70	5.22	5.33	4.83	-9.38
Fireworks	0.57	0.05	0.03	0.04	33.33
Gambier extracts	0.29	0.33	0.22	0.16	-27.27
Myrobalan extract	1.05	0.72	0.84	0.86	2.38
Other dying & tanning extracts	3.56	4.05	3.63	4.06	11.85
Safety matches	48.98	45.58	44.27	52.12	17.73
Superphosphates and Other fertilizers	80.68	89.65	102.43	69.42	-32.23
Urea	1.02	0.58	0.05	0.31	520.00
<b>TOTAL (B)</b>	<b>8284.81</b>	<b>8791.08</b>	<b>8321</b>	<b>8717.61</b>	<b>4.77</b>
<b>GRAND TOTAL (A+B)</b>	<b>12919.32</b>	<b>13945.55</b>	<b>13082.96</b>	<b>14712.59</b>	<b>12.46</b>

Data Source: Moc Export Import Data Bank



Panels with Item Descriptions	2013-14	2014-15	2015-16	2016-17	Growth % (2016-17 over 2015-16)
	Value in Rs. Million				
<b>A. MINERALS &amp; ORES</b>					
<b>Natural Stones and Products</b>	<b>120679.86</b>	<b>123360.46</b>	<b>119545.97</b>	<b>124729.29</b>	<b>4.34</b>
Granite and Products	98685.77	98322.40	92715.61	93654.91	1.01
Marble and Products	2938.79	2865.71	2478.22	2747.66	10.87
Other stones & products	17367.10	20305.19	22425.39	25972.61	15.82
Slate stone	1688.21	1867.16	1926.75	2354.10	22.18
<b>Bulk Minerals and Ores</b>	<b>94188.36</b>	<b>123835.99</b>	<b>127929.32</b>	<b>210759.20</b>	<b>64.75</b>
Aluminium ingot	40824.77	83650.61	81447.75	127594.11	56.66
Bauxite other than calcined	6119.93	12982.12	18364.74	3202.14	-82.56
Chrome ores	3468.44	659.26	1314.08	3657.70	178.35
Coal	10895.64	7211.16	7736.91	8465.00	9.41
Copper ores	3349.92	0.01	712.92	1065.95	49.52
Gold and silver ore	0.00	0.00	0.00	0.00	0.00
Iron ores	15639.52	6747.64	3683.81	48146.86	1206.98
Manganese ores	189.34	65.40	18.95	12.38	-34.67
Ores n.e.s	4352.79	4975.91	5065.81	5319.02	5.00
Salt	7727.94	7543.15	9572.99	9305.87	-2.79
Zinc ores	1620.06	0.74	11.35	3990.18	35071.23
<b>Processed Minerals</b>	<b>65680.84</b>	<b>68445.62</b>	<b>62037.33</b>	<b>66501.94</b>	<b>7.20</b>
Bleaching Earth	820.49	821.14	832.98	1330.87	59.77
Aluminium hydrate	2251.73	2334.53	1856.58	2108.52	13.57
Ball Clay	158.85	194.27	114.47	233.67	104.13
Barytes	8699.42	4525.67	6517.08	7676.71	17.79
Bentonite	3860.45	3999.73	4813.33	4804.59	-0.18
Calcined alumina (including other aluminium oxide)	25423.47	32974.21	25895.76	30614.87	18.22
Calcined Bauxite	611.75	952.75	655.46	349.65	-46.66
Calcined Magnesite	6.89	5.39	7.68	13.78	79.41
Dolomite	125.33	156.63	141.83	234.03	65.01
Feldspar	2234.48	2876.17	2148.21	2508.30	16.76
Garnet	6060.27	5673.83	5950.87	4693.01	-21.14
Ilmenite	6597.47	5773.61	3645.26	772.19	-78.82
Iron oxide	187.27	214.51	503.92	637.89	26.59
Kaolin	1053.49	941.75	1071.92	1138.66	6.23
Kyanite	0.65	0.34	2.69	3.05	13.29
Manganese dioxide	63.57	105.08	91.32	77.85	-14.74
Natural Graphite	112.37	86.58	17.07	32.35	89.47



Panels with Item Descriptions	2013-14	2014-15	2015-16	2016-17	Growth % (2016-17 over 2015-16)
	Value in Rs. Million				
Processed Minerals n.e.s	2650.59	1272.45	1663.09	1767.36	6.27
Quartz	2241.54	2941.26	3008.45	3624.26	20.47
Silica Sand	33.14	9.80	6.44	8.67	34.55
Sillimanite	148.78	141.26	110.85	114.68	3.46
Steatite	2028.61	2156.56	2702.82	3463.47	28.14
Wollastonite	310.24	288.09	279.26	293.53	5.11
<b>TOTAL (A)</b>	<b>280549.06</b>	<b>315642.07</b>	<b>309512.62</b>	<b>401990.42</b>	29.88
<b>B. NON-MINERALS</b>					
<b>Rubber Products</b>	<b>64170.18</b>	<b>71421.24</b>	<b>65573.10</b>	<b>70772.595</b>	<b>7.93</b>
Automotive Components	6166.24	6390.59	5804.22	6587.953	13.50
Bicycle Tubes	2429.03	2429.13	1939.53	1780.065	-8.22
Bicycle Tyres	3094.90	3219.42	3043.23	2506.683	-17.63
Conveyor, Transmission, V Belts	7253.14	7040.54	6742.24	6989.096	3.66
Floor Covering & Mats	3645.56	3887.82	4154.54	4407.675	6.09
Gaskets, Washers & Seals	4135.73	4521.36	5085.80	8006.37	57.43
Hoses	4438.78	5554.00	5775.09	6237.61	8.01
Latex, Dipped & Medical Including Contraceptives	5140.54	5619.56	5275.16	5808.676	10.11
Reclaim Rubber & Waste Pairings & Scrap	6734.68	5048.86	4725.86	4741.585	0.33
Rubber Coats & Aprons	71.50	369.28	443.88	449.107	1.18
Rubber Products Nes	784.67	781.85	876.31	724.838	-17.29
Rubber Sheets	17821.22	22766.04	17318.36	17702.484	2.22
Tyre Retread/Camel Back	2454.20	3792.80	4388.89	4830.453	10.06
<b>Auto Tyres&amp; Tubes</b>	<b>102091.82</b>	<b>100709.11</b>	<b>90584.72</b>	<b>100493.89</b>	<b>10.94</b>
Auto Tubes	3907.88	3278.82	2941.30	2821.11	-4.09
Auto Tyres	96967.63	96218.72	86479.72	96167.83	11.20
Tyre Flaps	1216.32	1211.57	1163.70	1504.95	29.33
<b>Paints, Printing Ink and Allied Products</b>	<b>63348.97</b>	<b>67636.55</b>	<b>67464.74</b>	<b>74449.54</b>	<b>10.35</b>
Aluminium paste and powder	1255.91	1456.43	1319.79	1429.95	8.35
Chlorinated rubber	29.99	29.71	15.86	29.76	87.67
Chrome pigments	1039.11	1235.22	1232.53	1625.41	31.88
Glues	235.04	220.95	323.55	821.85	154.01
Gum and other rosin	34.51	67.78	39.82	24.97	-37.29
Lead pigments	606.01	828.61	888.69	742.71	-16.43
Linseed oil	13.05	8.59	6.36	7.62	19.82
Metal polish	112.31	91.22	124.08	137.29	10.65
Other inks	1421.29	1691.79	1441.76	1404.27	-2.60
Other polish	44.73	61.47	67.94	100.70	48.22
Paints varnishes & allied products	2675.82	2928.85	3139.80	4273.35	36.10



Panels with Item Descriptions	2013-14	2014-15	2015-16	2016-17	Growth % (2016-17 over 2015-16)
	Value in Rs. Million				
Pigments and colouring materials	32845.68	33867.04	31605.15	32966.48	4.31
Printing ink	6918.84	8779.85	8364.77	8825.76	5.51
Shoe polish	118.34	140.25	115.12	82.24	-28.56
Spirit of turpentine	4.24	2.59	0.39	1.29	236.10
Synthetic enamel	113.56	105.21	160.33	167.37	4.39
Synthetic resin	6972.03	9263.85	10482.28	11054.76	5.46
Thinner	234.94	226.37	229.97	295.25	28.39
Titanium dioxide	3447.97	2286.50	2296.59	2376.51	3.48
Ultramarine Blue	1002.19	945.82	1072.70	1223.12	14.02
Upgraded ilmenite	2134.36	1182.72	2656.75	4816.82	81.31
Wire enamel	352.99	204.21	188.80	209.53	10.98
Zinc oxide	1736.06	2011.53	1691.73	1832.53	8.32
<b>Glass &amp; Glassware</b>	<b>40175.45</b>	<b>44084.78</b>	<b>47332.11</b>	<b>46069.01</b>	<b>-2.67</b>
Clinical thermometer	2.47	2.05	6.33	1.74	-72.51
Electrical insulator of glass	96.50	122.84	66.97	72.80	8.70
Fibre glass	2740.85	3123.00	3702.09	3153.36	-14.82
Figured & wired glass	91.97	68.51	81.06	157.83	94.71
Float glass	2677.51	2909.18	2171.64	2225.07	2.46
Glass and glassware nes	15783.30	17790.76	18030.77	16166.28	-10.34
Glass bangles	176.45	106.17	74.17	153.44	106.88
Glass beads and false pearls	1219.11	1246.73	1395.87	1855.87	32.95
Glass lampwares	585.73	427.56	761.90	1393.19	82.86
Glass mirrors	1714.04	1633.53	1836.26	2200.05	19.81
Glass phials/bottles	10273.91	11910.74	13645.39	12885.69	-5.57
Ophthalmic blanks & lenses	1393.20	1403.35	1536.06	1648.91	7.35
Safety glass	1423.57	1421.13	1761.62	1727.96	-1.91
Scientific glassware	898.76	1031.41	1254.68	1213.82	-3.26
Sheet glass	36.88	79.37	104.07	114.24	9.77
Signalling glassware	14.08	42.39	43.50	27.29	-37.25
Table/kitchenware of glass	694.40	679.85	771.09	972.60	26.13
Vacuum flasks	352.74	86.21	88.66	98.87	11.51
<b>Plywood &amp; Allied Products</b>	<b>43475.18</b>	<b>44194.10</b>	<b>51513.09</b>	<b>53673.07</b>	<b>4.19</b>
Cork and cork products	134.55	123.95	130.89	161.27	23.20
Hard board of wood fibre	800.70	916.01	945.70	1247.68	31.93
Other articles of wood	14274.44	14145.71	16813.86	17803.14	5.88
Other plywood and products	1460.38	1782.24	2698.20	1831.77	-32.11
Sandalwood chips	150.45	240.08	153.40	102.87	-32.94
Sawn timber	1661.66	1920.04	1649.09	1195.42	-27.51
Tea chest panel	0.38	0.07	0.50	4.45	787.82
Veneer	803.31	944.54	920.11	1030.36	11.98
Wooden furniture	24189.30	24121.47	28201.34	30296.11	7.43



Panels with Item Descriptions	2013-14	2014-15	2015-16	2016-17	Growth % (2016-17 over 2015-16)
	Value in Rs. Million				
<b>Ceramics &amp; Allied Products</b>	<b>38616.16</b>	<b>56876.41</b>	<b>64899.60</b>	<b>79356.40</b>	<b>22.28</b>
Asbestos jointings	384.42	486.53	454.09	465.09	2.42
Ceramic products nes	3551.30	3650.51	4148.90	4540.96	9.45
Ceramic tiles	14694.14	30877.11	36806.02	46904.72	27.44
Emery	284.03	545.41	135.08	136.04	0.72
Insulators	2681.56	2323.16	2750.90	2731.89	-0.69
Other asbestos products	272.67	340.91	533.64	620.33	16.25
Refractory bricks	6213.79	7381.26	8081.90	9200.13	13.84
Refractory materials	5016.45	5366.91	4933.15	6075.60	23.16
Roofing tiles	14.57	17.98	15.95	19.57	22.69
Sanitaryware	4332.21	4494.58	5470.32	7051.65	28.91
Tableware/kitchenware/potteryware	1171.04	1392.04	1569.66	1610.42	2.60
<b>Cement, Cement Clinkers &amp; Asbestos Cement Products</b>	<b>20162.92</b>	<b>24318.38</b>	<b>22620.22</b>	<b>26850.94</b>	<b>18.70</b>
Asbestos cement products	3012.37	4634.92	5364.47	5085.03	-5.21
Cement	10930.76	9310.46	10424.03	11684.34	12.09
Clinkers	6219.79	10373.00	6831.71	10081.57	47.57
<b>Paper, Paper Board &amp; Paper Product</b>	<b>60321.42</b>	<b>66609.91</b>	<b>70740.36</b>	<b>74761.40</b>	<b>5.68</b>
Cellophane paper	94.54	103.28	50.04	19.62	-60.79
Envelopes/writing blocks/letter pads	517.31	608.83	560.62	688.08	22.74
Exercise books/diaries etc.	5722.78	6935.81	7691.58	8509.28	10.63
Lead slip pencil	1054.75	1278.53	1617.98	1790.36	10.65
Other paper & paperboard	23531.63	26526.59	29147.58	30934.14	6.13
Paper bags/boxes/other containers	5397.71	4935.41	5592.30	6016.23	7.58
Paper cones/Auto Tubes etc.	195.64	249.61	269.15	309.55	15.01
Paper products nes	16237.21	18326.14	19084.56	20230.85	6.01
Playing cards	292.89	244.85	248.92	245.12	-1.53
Printing & writing paper	5692.33	5870.09	4297.00	4035.56	-6.08
Tissue paper incl. cigarette paper	1536.95	1488.94	2087.40	1913.65	-8.32
Typewriter, other ribbon and ink pad	47.68	41.83	93.25	68.96	-26.04
<b>Books, Publications &amp; Printing</b>	<b>18542.75</b>	<b>16225.37</b>	<b>18587.62</b>	<b>18958.33</b>	<b>1.99</b>
Books & pamphlets	14891.20	12500.87	14764.52	15882.89	7.57
Newspapers, journals & periodicals	262.39	224.36	208.01	190.16	-8.58
Picture postcards/greeting cards etc.	400.59	448.49	502.49	513.40	2.17
Printed materials	2988.58	3051.65	3112.60	2371.89	-23.80
<b>Animal By Products</b>	<b>6133.02</b>	<b>5299.64</b>	<b>6534.93</b>	<b>4609.92</b>	<b>-29.46</b>
Animal blood prepared for therapeutic, prophylactic or diagnostic uses	0.01	0.19	0.06	35.76	64925.45
Animal Glue	57.12	70.60	78.50	152.52	94.29



Panels with Item Descriptions	2013-14	2014-15	2015-16	2016-17	Growth % (2016-17 over 2015-16)
	Value in Rs. Million				
<b>Ceramics &amp; Allied Products</b>	<b>38616.16</b>	<b>56876.41</b>	<b>64899.60</b>	<b>79356.40</b>	<b>22.28</b>
Bone grist	82.89	88.80	22.81	45.12	97.77
Bone/horn (whole or part) buttons/blanks/plates/articles thereof, shark bones	678.48	561.39	620.18	618.12	-0.33
Crushed & degreased bones incl. bone chips	186.50	198.49	212.05	175.65	-17.16
Dog or cat food put up for retail sale	1696.83	1725.83	3137.98	2174.54	-30.70
Hemoglobin blood globulins & serum globulins	388.99	821.05	1104.32	907.55	-17.82
Horn meal and hoof meal	58.75	47.33	68.34	82.48	20.69
Meat and bone meal	2593.54	1401.84	742.22	300.05	-59.57
Others (other than bones, horncores, osseinetc)	388.69	381.71	542.49	106.83	-80.31
Pigs,Hogs/Boars Bristls And Hair	1.22	2.42	5.99	11.30	88.68
<b>Ossein&amp;Gelatine</b>	<b>4911.91</b>	<b>4986.52</b>	<b>4227.85</b>	<b>3411.77</b>	<b>-19.30</b>
Gelatine	3468.30	3648.81	3177.69	2426.37	-23.64
Ossein	1332.38	1210.12	944.68	769.57	-18.54
Peptones	111.23	127.59	105.48	215.83	104.62
<b>Graphite , Explosives &amp; Accessories</b>	<b>24606.92</b>	<b>18710.10</b>	<b>14588.10</b>	<b>13453.17</b>	<b>-7.78</b>
Detonator/detonating fuse/safety fuse etc	2616.07	2354.40	2424.18	3296.78	36.00
Graphite electrodes	20537.34	14735.41	10390.73	8550.25	-17.71
Graphite fines	1183.12	1119.71	979.72	909.69	-7.15
Graphite products nes	270.40	500.59	793.48	696.45	-12.23
<b>Miscellaneous Products</b>	<b>15179.10</b>	<b>16210.78</b>	<b>18017.18</b>	<b>17674.12</b>	<b>-1.90</b>
Activated carbon	6078.64	6645.79	7475.43	8150.74	9.03
Coconut shell charcoal	601.17	595.98	260.48	683.97	162.58
Cutch extracts	284.66	318.75	343.04	323.50	-5.70
Fireworks	35.44	3.08	2.19	2.61	19.48
Gambier extracts	17.18	20.00	14.40	10.92	-24.16
Myrobalan extract	63.90	43.97	54.65	57.15	4.58
Other dying & tanning extracts	214.04	248.12	236.20	271.38	14.90
Safety matches	2962.60	2786.99	2901.18	3493.77	20.43
Superphosphates and Other fertilizers	4857.70	5512.64	6726.61	4659.42	-30.73
Urea	63.75	35.46	3.01	20.66	586.77
<b>TOTAL (B)</b>	<b>501735.79</b>	<b>537282.88</b>	<b>542683.61</b>	<b>584534.15</b>	<b>7.71</b>
<b>GRAND TOTAL (A+B)</b>	<b>782284.85</b>	<b>852924.95</b>	<b>852196.23</b>	<b>986524.57</b>	<b>15.76</b>

Data Source: MoC Export Import Data Bank

## ANNEXURE – III(A)

## CAPEXIL'S EXPORT AWARD 2013-14

In order to encourage export promotional activities and give recognition to the member-firms for their outstanding export activities/achievements, CAPEXIL presented 173 Export Awards for the year 2013-14.

Dr. Amit Mitra, Hon'ble Minister-in-charge, Finance, Excise, Commerce & Industries, Public Enterprises, Industrial Reconstruction Departments, Government of West Bengal, kindly distributed the trophies & certificates to the winners in the graceful Export Award Function held on 20<sup>th</sup> September, 2016 at The Lalit Great Eastern, Kolkata.

M/s. MMTC Limited, New Delhi, M/s. National Aluminium Company Limited, Bhubaneswar and M/s. Balkrishna Industries Limited, Mumbai topped the list of exporters of CAPEXIL products from Canalized Agency, Minerals and Ore Sector and Non-Minerals Sector respectively, and were, therefore, awarded Highest Export Awards for the year 2013-14.

Top Export Awards were given to 16 member-firms, Special Export Awards to 47 members. In addition to that Panel wise Special Export Award for SSI Units were also given to 10 member-firms and Certificate of Merit to 97 members in recognition of their achievements during the year 2013-14. Details are furnished below :

### CAPEXIL'S EXPORT AWARD 2013-14

#### HIGHEST EXPORT AWARD

- |   |   |
|---|---|
| <p>1. <b>M/s. MMTC Limited, New Delhi</b><br/>Canalized Agency (Minerals and Ores Sector)<br/>Bulk Minerals and Ores incl. Salt, Coal and Aluminium Metal Panel</p>   | <p>3. <b>M/s. Manico Minerals International Pvt. Ltd., Ahmedabad, Gujarat</b><br/>Bulk Minerals &amp; Ores incl. Salt, Coal and Aluminium Metal Panel</p> |
| <p>2. <b>M/s. National Aluminium Company Limited, Bhubaneswar, Odisha.</b><br/>Minerals and Ores Sector<br/>Processed Minerals incl. Upgraded Ilmenite Ores Panel</p> | <p>4. <b>M/s. GRP Limited, Mumbai, Maharashtra</b><br/>Rubber Products Panel</p>  |
| <p>3. <b>M/s. Balkrishna Industries Limited, Mumbai, Maharashtra.</b><br/>Non-Minerals Sector<br/>Auto Tyres and Tubes Panel</p>                                      | <p>5. <b>M/s. MRF Limited, Chennai, Tamil Nadu</b><br/>Auto Tyres and Tubes Panel</p>   |
|   | <p>6. <b>M/s. Hubergroup India Private Limited, Vapi, Gujarat</b><br/>Paints, Printing Ink &amp; Allied Products Panel</p>                                |

#### TOP EXPORT AWARD

- |  |   |
|--|---|
| <p>1. <b>M/s. Aro Granite Industries Limited, Hosur, Tamil Nadu</b><br/>Natural Stones &amp; Products Panel</p>        | <p>7. <b>M/s. Piramal Glass Limited, Mumbai, Maharashtra</b><br/>Glass &amp; Glassware Panel</p>      |
| <p>2. <b>M/s. V.V. Mineral, Tisaiyanvilai, Tamil Nadu</b><br/>Processed Minerals incl. Upgraded Ilmenite Ore Panel</p> | <p>8. <b>M/s. Jollyboard Limited, Mumbai, Maharashtra</b><br/>Plywood &amp; Allied Products Panel</p> |





9. **M/s. SEPR Refractories India Limited, Palakkad, Kerala**  
Ceramics & Allied Products incl. Refractories Panel
10. **M/s. UltraTech Cement Limited, Mumbai, Maharashtra**  
Cement, Cement Clinkers & Asbestos Cement Products Panel
11. **M/s. Tamil Nadu Newsprint and Papers Limited, Chennai, Tamil Nadu**  
Paper, Paper Board & Paper Products Panel
12. **M/s. Repro India Limited, Mumbai, Maharashtra**  
Books, Publications & Printing Panel
13. **M/s. Allanasons Private Limited, Mumbai, Maharashtra**  
Animal By Products Panel
14. **M/s. Nitta Gelatin India Limited, Cochin, Kerala**  
Ossein & Gelatine Panel
15. **M/s. Graphite India Limited, Kolkata, West Bengal**  
Manufactured Products of Carbon Graphite, Explosives & Accessories Panel
16. **M/s. Core Carbons Pvt. Ltd., Coimbatore, Tamil Nadu**  
Miscellaneous Products Panel

### **SPECIAL EXPORT AWARD**

#### **I. NATURAL STONES & PRODUCTS PANEL:**

1. M/s. Amman Granites, Harur, Tamil Nadu
2. M/s. Ashok Granites Ltd., Salem, Tamil Nadu
3. M/s. Crystal Granite & Marble Pvt. Ltd., Ramanagara Dist., Karnataka
4. M/s. Pacific Industries Limited, Udaipur, Rajasthan
5. M/s. R.R. Stones Pvt. Ltd., Hyderabad, Telangana
6. M/s. Rocks Forever, Udaipur, Rajasthan,

7. M/s. Stone Shippers Limited, Mumbai, Maharashtra

#### **II. PROCESSED MINERALS INCL. UPGRADED ILMENITE ORE PANEL:**

8. M/s. Ashapura Minechem Limited, Mumbai, Maharashtra
9. M/s. Ashapura Perfoclay Limited, Mumbai, Maharashtra
10. M/s. Transworld Garnet India Pvt. Ltd., Tuticorin, Tamil Nadu
11. M/s. Wolkem India Limited, Udaipur, Rajasthan

#### **III. BULK MINERALS & ORES INCL. SALT, COAL & ALUMINIUM METAL PANEL:**

**NIL**

#### **IV. RUBBER PRODUCTS PANEL:**

12. M/s. Anand NVH Products Pvt. Ltd., Gurgaon, Haryana
13. M/s. Eswar Rubber Products Pvt. Ltd., Salem, Tamil Nadu
14. M/s. Garware Bestretch Limited, Dist. Satara, Maharashtra
15. M/s. Phoenix Conveyor Belt India (P) Ltd., Kolkata, West Bengal

16. M/s. Polybond India Pvt. Ltd., Pune, Maharashtra
17. M/s. Ralson (India) Limited, Ludhiana, Punjab

18. M/s. TRP Sealing Systems (India) Pvt. Ltd., Pune, Maharashtra
19. M/s. Zenith Industrial Rubber Products Private Limited, Mumbai, Maharashtra

#### **V. AUTO TYRES AND TUBES PANEL:**

20. M/s. CEAT Limited, Mumbai, Maharashtra
21. M/s. JK Tyre & Industries Ltd., New Delhi
22. M/s. MRL Tyres Limited (Formerly: Malhotra Rubbers Ltd.), New Delhi

#### VI. PAINTS, PRINTING INK & ALLIED PRODUCTS PANEL:

23. M/s. DCW Limited, Mumbai, Maharashtra
24. M/s. Sakata Inx (India) Limited, Gurgaon, Haryana
25. The Metal Powder Company Limited, Thirumangalam, Tamil Nadu.

#### VII. GLASS & GLASSWARE PANEL:

26. M/s. Firozabad Glass Shell Industries, New Delhi
27. M/s. GKB Rx Lens Private Limited, Kolkata, West Bengal
28. M/s. La Opala RG Ltd., Kolkata, West Bengal

#### VIII. PLYWOOD AND ALLIED PRODUCTS PANEL:

29. M/s. Jawahar Saw Mills Pvt. Ltd., Mumbai, Maharashtra
30. M/s. Jindal Wood Products Pvt. Ltd., New Delhi

#### IX. CERAMICS & ALLIED PRODUCTS INCL. REFRACTORIES PANEL:

31. M/s. Aditya Birla Insulators, (A Unit of Aditya Birla Nuvo Ltd.), Halol, Gujarat
32. M/s. IFGL Refractories Limited, Kolkata, West Bengal
33. M/s. OCL India Limited, Rajgangpur, Odisha
34. M/s. R.A.K Ceramics India Pvt. Ltd., Samalkot, Andhra Pradesh

#### X. CEMENT, CEMENT CLINKERS & ASBESTOS CEMENT PRODUCTS PANEL:

35. M/s. Sanghi Industries Limited, Ahmedabad, Gujarat

#### XI. PAPER, PAPER BOARD & PAPER PRODUCTS PANEL:

36. M/s. ITC Limited, (Paperboards & Specialty Papers Division), Secunderabad, Telangana
37. M/s. Loparex India Private Limited, (Formerly: Kaygee Loparex India Pvt. Ltd.) Mumbai, Maharashtra
38. M/s. Lovely Offset Printers Private Limited, Sivakasi, Tamil Nadu
39. M/s. Navneet Education Limited, (Formerly: Navneet Publication (I) Ltd.), Mumbai, Maharashtra
40. M/s. Orient Paper & Industries Ltd., Kolkata, West Bengal
41. M/s. Parksons Packaging Ltd., Mumbai, Maharashtra
42. M/s. Seshasayee Paper and Boards Ltd., Chennai, Tamil Nadu

#### XII. BOOKS, PUBLICATIONS & PRINTING PANEL:

43. M/s. Brijbasi Art Press Limited, New Delhi
44. M/s. Eagle Press Private Limited, Chennai, Tamil Nadu
45. M/s. Goyal Books Overseas Pvt. Ltd., New Delhi

#### XIII. OSSEIN & GELATINE PANEL:

46. M/s. Pioneer Jellice India Private Limited, Madurai, Tamil Nadu

#### XIV. MANUFACTURED PRODUCTS OF CARBON GRAPHITE, EXPLOSIVES & ACCESSORIES PANEL:

47. M/s. Solar Industries India Ltd., Nagpur, Maharashtra

#### PANELWISE SPECIAL EXPORT AWARD FOR SSI SECTOR (2013-2014):

**NATURAL STONES & PRODUCTS PANEL:**

48. M/s. Krishna Stone-Tech Pvt. Ltd.,  
Bellary, Karnataka

**PROCESSED MINERALS INCL. UPGRADED  
ILMENITE ORE PANEL:**

49. M/s. Star Bentonite Exports,  
Gandhidham, Gujarat

**BULK MINERALS & ORES INCLUDING  
SALT, COAL AND ALUMINIUM METAL  
PANEL:**

50. M/s. Rawmin Mining and Industries  
Pvt. Ltd., Mumbai, Maharashtra.

**RUBBER PRODUCTS PANEL:**

51. M/s. Flooratex Rubber & Plastics P.  
Ltd., Kayamkulam, Kerala

**AUTO TYRES AND TUBES PANEL:**

52. M/s. Superking Manufacturers (Tyre)  
Pvt. Ltd., Delhi

**PAINTS, PRINTING INK & ALLIED  
PRODUCTS PANEL:**

53. M/s. Alpha Chemie, Mumbai,  
Maharashtra

**GLASS AND GLASSWARE PANEL:**

54. M/s. Transparent Overseas, Firozabad,  
Uttar Pradesh

**PLYWOOD AND ALLIED PRODUCTS  
PANEL:**

55. M/s. Friends Timber Pvt. Ltd., Distt.  
Nagpur, Maharashtra

**CERAMICS & ALLIED PRODUCTS  
INCLUDING REFRACTORIES PANEL:**

56. M/s. Cyber Ceramics, Morbi, Gujarat

**PAPER, PAPER BOARD & PAPER  
PRODUCTS PANEL:**

57. M/s. SMI Coated Products Pvt. Ltd.,  
Mumbai, Maharashtra

**CERTIFICATE OF MERIT:****I. NATURAL STONES & PRODUCTS  
PANEL:**

1. M/s. A.G. Granites Private Limited,  
Harur, Tamil Nadu
2. M/s. Arvind Construction Co. Pvt. Ltd.,  
(Formerly: Arvind Construction  
Company Limited), New Delhi
3. M/s. Bahavan Granites, Chennai, Tamil  
Nadu
4. M/s. Chariot International Pvt. Ltd.,  
Kolar District, Karnataka
5. M/s. Freeworld Exports Pvt. Ltd.,  
Chennai, Tamil Nadu
6. M/s. GTP Exports Private Limited,  
Salem, Tamil Nadu
7. M/s. GTP Granites Ltd., Salem, Tamil  
Nadu
8. M/s. Harsha Stone Industries, Kota,  
Rajasthan
9. M/s. Hilltop Stones Private Limited,  
Bangalore, Karnataka
10. M/s. Indian Minerals & Granite  
Company, Bellary, Karnataka
11. M/s. Katti-ma Exports Private Limited,  
Chennai, Tamil Nadu
12. M/s. KJ Quarries Private Limited,  
Chennai, Tamil Nadu
13. M/s. Kunnam Granite Works, Chennai,  
Tamil Nadu
14. M/s. Malbros Impex Private Limited,  
New Delhi
15. M/s. Natural Slate and Sandstone  
Exports Pvt. Ltd., Jaipur, Rajasthan
16. M/s. Pacific Granites (India) Pvt. Ltd.,  
District Krishnagiri, Tamil Nadu
17. M/s. Pokarna Limited, Secunderabad,  
Telangana
18. M/s. Radha Exports (India) Pvt. Ltd.,  
Chennai, Tamil Nadu



19. M/s. Rajyog International Pvt. Ltd., Gurgaon, Haryana
20. M/s. Ratnam Stone Exports, Ahmedabad, Gujarat
21. M/s. Shri Ganesh Granite, Jaipur, Rajasthan
22. M/s. Shri Prempuriji Granimarbo (P) Ltd., Jaipur, Rajasthan
23. M/s. Sree Raghavendra Enterprises, Bellary, Karnataka
24. M/s. Stone Age Private Limited, Jaipur, Rajasthan
25. M/s. Tamil Nadu Minerals Limited, Chennai, Tamil Nadu

#### **II. PROCESSED MINERALS INCL. UPGRADED ILMENITE ORE PANEL:**

26. M/s. Ashapura International Limited, Mumbai, Maharashtra
27. M/s. Ashok Alco-Chem Limited, Mumbai, Maharashtra
28. M/s. Beach Minerals Company, Chennai, Tamil Nadu
29. M/s. Dharti Industries Pvt. Ltd., Kolhapur, Maharashtra
30. M/s. Golcha Talc, Jaipur, Rajasthan
31. M/s. Indian Rare Earths Ltd., Mumbai, Maharashtra
32. M/s. Jai Vardhman Khaniz Pvt. Ltd., Udaipur, Rajasthan
33. M/s. Selective Minerals & Color Industries P. Ltd., Mumbai, Maharashtra
34. M/s. Trimex Industries Pvt. Ltd., Chennai, Tamil Nadu
35. M/s. Trimex Sands Pvt. Ltd., Chennai, Tamil Nadu

#### **III. BULK MINERALS & ORES INCL. SALT, COAL & ALUMINIUM METAL PANEL:**

36. M/s. Bombay Minerals Ltd., Mumbai, Maharashtra
37. M/s. Thankys Exports Pvt. Ltd., Porbandar, Gujarat

#### **IV. RUBBER PRODUCTS PANEL:**

38. M/s. Balaji Rubber Industries Pvt. Ltd., Salem, Tamil Nadu
39. M/s. Elgi Rubber Company Limited, Coimbatore, Tamil Nadu
40. M/s. Emerald Resilient Tyre Mfrs. Pvt. Ltd., Chennai, Tamil Nadu
41. M/s. High Tech Reclaim Pvt. Ltd., Rajkot, Gujarat
42. M/s. Imperial Waterproofing Industries Pvt. Ltd., Mumbai, Maharashtra
43. M/s. IRM Offshore and Marine Engineers Pvt. Ltd., Ahmedabad, Gujarat
44. M/s. Mohan Mutha Exports Pvt. Ltd., Chennai, Tamil Nadu
45. M/s. Peejay Rubber Industries Pvt. Ltd., Ernakulam, Kerala
46. M/s. Pix Transmissions Limited, Mumbai, Maharashtra
47. M/s. Prabhat Elastomers Pvt. Ltd., Mumbai, Maharashtra
48. M/s. Precision Rubber Industries Pvt. Ltd., Mumbai, Maharashtra
49. M/s. R.M. Exports, Jalandhar City, Punjab
50. M/s. Shore Auto Rubber Export Pvt. Ltd., Pune, Maharashtra
51. M/s. Speedways Tyre Limited, Jalandhar City, Punjab
52. M/s. United Rubber Industries (I) Pvt. Ltd., Mumbai, Maharashtra

#### **V. AUTO TYRES AND TUBES PANEL:**

53. M/s. Asian Tire Factory Ltd., Jalandhar, Punjab



54. M/s. Goodyear India Limited,  
District Faridabad, Haryana
55. M/s. KRM Tyres, Distt. Solan,  
Himachal Pradesh
56. M/s. Pelican Rubber Limited,  
Hyderabad, Telangana
57. M/s. Rubber King Tyres India Pvt. Ltd.,  
Ahmedabad, Gujarat
58. M/s. Speedways Rubber Company,  
Jalandhar, Punjab
59. M/s. Tolins Tyres Private Limited,  
Ernakulam, Kerala

#### **VI. PAINTS, PRINTING INK & ALLIED PRODUCTS PANEL:**

60. M/s. Anupam Colours Private Limited,  
Mumbai, Maharashtra
61. M/s. Hi-Shine Inks Pvt. Ltd., Antalia,  
Gujarat
62. M/s. Indian Toners & Developers Ltd.,  
New Delhi
63. M/s. Nippon Paint (India) Pvt. Ltd.,  
Panvel, Maharashtra

#### **VII. GLASS & GLASSWARE PANEL:**

64. M/s. Banaras Beads Limited, Varanasi,  
Uttar Pradesh
65. M/s. Bisazza India Pvt. Ltd., Kadi,  
Gujarat
66. M/s. GKB Hi-tech Lenses Pvt. Ltd.,  
Mapusa, Goa
67. M/s. GKB Ophthalmics Limited,  
Mapusa, Goa
68. M/s. GKB Vision Ltd., Pilerne, Goa
69. M/s. Goa Glass Fibre Limited, Mumbai,  
Maharashtra
70. M/s. Jagdamba Glass Works,  
Firozabad, Uttar Pradesh
71. M/s. Om Glass Works Pvt. Ltd., Delhi

#### **VIII. PLYWOOD & ALLIED PRODUCTS PANEL:**

72. M/s. Gemwood (Divn. of GMD  
International), Ernakulam, Kerala
73. M/s. Hillwood Furniture (P) Ltd.,  
Kozhikode, Kerala
74. M/s. Patel Wood Syndicate, Mumbai,  
Maharashtra
75. The Western India Plywoods Ltd.,  
Kannur, Kerala

#### **IX. CERAMICS & ALLIED PRODUCTS INCL. REFRACTORIES PANEL:**

76. M/s. B.R. Steel Products Pvt. Ltd., Navi  
Mumbai, Maharashtra
77. M/s. Ferolite Jointings Ltd., Ghaziabad,  
Uttar Pradesh
78. M/s. Futura Ceramics Pvt. Ltd.,  
Ahmedabad, Gujarat
79. M/s. Maharani Enterprises, Delhi
80. M/s. Modern Insulators Ltd., Abu Road,  
Rajasthan
81. M/s. Morganite Crucible (India) Limited,  
Aurangabad, Maharashtra
82. M/s. Murugappa Morgan Thermal  
Ceramics Ltd., Chennai, Tamil Nadu

#### **X. CEMENT, CEMENT CLINKERS AND ASBESTOS CEMENT PRODUCTS PANEL:**

83. M/s. Ambuja Cements Limited,  
Mumbai, Maharashtra

#### **XI. PAPER, PAPER BOARD & PAPER PRODUCTS PANEL:**

84. M/s. BILT Graphics Paper Products  
Ltd., Gurgaon, Haryana
85. M/s. International Paper APPM Limited,  
Hyderabad, Telangana
86. M/s. ITC Limited, SBU: Packaging and  
Printing, Chennai, Tamil Nadu
87. M/s. Krishna Tissues Private Limited,  
Kolkata, West Bengal



88. M/s. Lodha Offset Ltd., Jodhpur,  
Rajasthan

Uttar Pradesh

89. M/s. Rainbow Papers Limited,  
Ahmedabad, Gujarat

**XII. BOOKS, PUBLICATIONS & PRINTING  
PANEL:**

90. M/s. Seet Kamal International, Jaipur,  
Rajasthan

95. M/s. Prints Publications Pvt. Ltd.,  
New Delhi

91. M/s. Srinivas Fine Arts (P) Ltd.,  
Sivakasi, Tamil Nadu

96. M/s. Sterling Publishers Pvt. Ltd.,  
New Delhi

92. M/s. Super Impex, District Thane,  
Maharashtra

**XIII. MANUFACTURED PRODUCTS OF  
CARBON GRAPHITE, EXPLOSIVES &  
ACCESSORIES PANEL:**

93. M/s. TCPL Packaging Limited, Mumbai,  
Maharashtra

97 M/s. CDET Explosives Industries Pvt.  
Ltd., Nagpur, Maharashtra

94. M/s. Yash Papers Limited, Faizabad,

## CAPEXIL'S EXPORT AWARD 2014-15

In order to encourage export promotional activities and give recognition to the member-firms for their outstanding export activities/achievements, CAPEXIL presented 166 Export Awards for the year 2014-15.

Shri Anant G. Geete, Hon'ble Minister of Heavy Industries & Public Enterprises, Govt. of India, kindly distributed the trophies & certificates to the winners in the graceful Export Award Function held on 9<sup>th</sup> February, 2017 at Vigyan Bhavan, New Delhi.

M/s. MMTC Limited, New Delhi, M/s. National Aluminium Company Limited, Bhubaneswar and M/s. Balkrishna Industries Limited, Mumbai topped the list of exporters of CAPEXIL products from Canalized Agency, Minerals and Ore Sector and Non-Minerals Sector respectively, and were, therefore, awarded Highest Export Awards for the year 2014-15.

Top Export Awards were given to 15 member-firms, Special Export Awards to 50 members. In addition to that Panel wise Special Export Award for SSI Units were also given to 10 member-firms and Certificate of Merit to 88 members in recognition of their achievements during the year 2014-15. Details are furnished below:-

### CAPEXIL'S EXPORT AWARD 2014-15

#### HIGHEST EXPORT AWARD

1. **M/s. MMTC Limited, New Delhi**  
Canalized Agency (Minerals and Ores Sector)  
Bulk Minerals and Ores incl. Salt, Coal and Aluminium Metal Panel
2. **M/s. National Aluminium Company Limited, Bhubaneswar, Odisha.**  
Minerals and Ores Sector  
Processed Minerals incl. Upgraded Ilmenite Ore Panel
3. **M/s. Balkrishna Industries Limited, Mumbai, Maharashtra.**  
Non-Minerals Sector  
Auto Tyres and Tubes Panel

#### TOP EXPORT AWARD

1. **M/s. Aro Granite Industries Limited, Hosur, Tamil Nadu**  
Natural Stones & Products Panel
2. **M/s. Ashapura Minechem Limited, Mumbai, Maharashtra.**  
Processed Minerals incl. Upgraded Ilmenite Ore Panel

3. **M/s. Bombay Minerals Limited, Dist. Jamnagar, Gujarat**  
Bulk Minerals & Ores incl. Salt, Coal and Aluminium Metal Panel
4. **M/s. GRP Limited, Mumbai, Maharashtra**  
Rubber Products Panel
5. **M/s. MRF Limited, Chennai, Tamil Nadu**  
Auto Tyres and Tubes Panel
6. **M/s. Hubergroup India Private Limited, Vapi, Gujarat**  
Paints, Printing Ink & Allied Products Panel
7. **M/s. Piramal Glass Limited, Mumbai, Maharashtra**  
Glass & Glassware Panel
8. **M/s. Jollyboard Limited, Mumbai, Maharashtra**  
Plywood & Allied Products Panel
9. **M/s. SEPR Refractories India Limited, Palakkad, Kerala**  
Ceramics & Allied Products incl. Refractories Panel





10. **M/s. UltraTech Cement Limited, Mumbai, Maharashtra**  
Cement, Cement Clinkers & Asbestos Cement Products Panel

11. **M/s. Tamil Nadu Newsprint and Papers Limited, Chennai, Tamil Nadu**  
Paper, Paper Board & Paper Products Panel

12. **M/s. Replika Press Pvt. Ltd., Sonipat, Haryana.**  
Books, Publications & Printing Panel

13. **M/s. Nitta Gelatin India Limited, Cochin, Kerala**  
Ossein & Gelatine Panel

14. **M/s. HEG Limited, Noida, Uttar Pradesh.**  
Manufactured Products of Carbon Graphite, Explosives & Accessories Panel

15. **M/s. Graphite India Limited, Kolkata, West Bengal**  
Manufactured Products of Carbon Graphite, Explosives & Accessories Panel

**SPECIAL EXPORT AWARD**

**I. NATURAL STONES & PRODUCTS PANEL:**

1. M/s. Amman Granites, Harur, Tamil Nadu
2. M/s. Ashok Granites Ltd., Salem, Tamil Nadu
3. M/s. M & G Impex (India) Pvt. Ltd., Hosur, Tamil Nadu
4. M/s. Pacific Granites (India) Pvt. Ltd., Hosur, Tamil Nadu
5. M/s. Pokarna Limited, Secunderabad, Telangana
6. M/s. Rajyog International Pvt. Ltd., Gurgaon, Haryana
7. M/s. Rocks Forever, Udaipur, Rajasthan,
8. M/s. Krishna Stone Tech Pvt. Ltd., Bellary, Karnataka
9. M/s. Stone Shippers Limited, Mumbai, Maharashtra

**II. PROCESSED MINERALS INCL. UPGRADED ILMENITE ORE PANEL:**

10. M/s. Ashapura International Limited, Mumbai, Maharashtra
11. M/s. Ashapura Perfoclay Limited, Mumbai, Maharashtra

**III. BULK MINERALS & ORES INCL. SALT, COAL & ALUMINIUM METAL PANEL:**

**NIL**

**IV. RUBBER PRODUCTS PANEL:**

12. M/s. Anand NVH Products Pvt. Ltd., Gurgaon, Haryana
13. M/s. Garware Beststretch Limited, Pune, Maharashtra
14. M/s. Phoenix Conveyor Belt India (P) Ltd., Kolkata, West Bengal
15. M/s. Pix Transmissions Limited, Mumbai, Maharashtra
16. M/s. Prabhat Elastomers Pvt. Ltd., Mumbai, Maharashtra
17. M/s. R.M. Exports, Jalandhar, Punjab
18. M/s. Ralson (India) Limited, Ludhiana, Punjab
19. M/s. Zenith Industrial Rubber Products Private Limited, Mumbai, Maharashtra

**V. AUTO TYRES AND TUBES PANEL:**

20. M/s. CEAT Limited, Mumbai, Maharashtra
21. M/s. MRL Tyres Limited (Formerly: Malhotra Rubbers Ltd.), New Delhi

**VI. PAINTS, PRINTING INK & ALLIED PRODUCTS PANEL:**

22. M/s. DCW Limited, Mumbai, Maharashtra
23. M/s. Indian Toners & Developers Ltd., New Delhi
24. M/s. Sakata Inx (India) Limited, Gurgaon, Haryana



25.The Metal Powder Company Limited,  
Thirumangalam, Tamil Nadu.

**VII. GLASS & GLASSWARE PANEL:**

26.M/s. Firozabad Glass Shell Industries,  
New Delhi

27.M/s. GKB Hitech Lenses Pvt. Ltd., Mapusa,  
Goa

28.M/s. GKB Rx Lens Private Limited, Kolkata,  
West Bengal

29.M/s. Gujarat Borosil Ltd., Mumbai,  
Maharashtra

30.M/s. La Opala RG Ltd., Kolkata,  
West Bengal

**VIII. PLYWOOD AND ALLIED PRODUCTS  
PANEL:**

31.M/s. Friends Timber Pvt. Ltd., Distt. Nagpur,  
Maharashtra

32.M/s. Gemwood, Ernakulam, Kerala

33.M/s. Jawahar Saw Mills Pvt. Ltd., Mumbai,  
Maharashtra

**IX.CERAMICS & ALLIED PRODUCTS INCL.  
REFRACTORIES PANEL:**

34.M/s. Aditya Birla Insulators,  
(A Unit of Aditya Birla Nuvo Ltd.), Halol,  
Gujarat

35.M/s. IFGL Refractories Limited, Kolkata,  
West Bengal

36.M/s. OCL India Limited, Rajgangpur, Odisha

37.M/s. R.A.K Ceramics India Pvt. Ltd.,  
Samalkot, Andhra Pradesh

**X. CEMENT, CEMENT CLINKERS & ASBESTOS  
CEMENT PRODUCTS PANEL:**

38.M/s. Sanghi Industries Limited, Ahmedabad,  
Gujarat

**XI.PAPER, PAPER BOARD & PAPER  
PRODUCTS PANEL:**

39.M/s. International Paper APPM Limited,  
Hyderabad, Telangana

40.M/s. ITC Limited,  
Paperboards & Specialty Papers Division,  
Secunderabad, Telangana

41.M/s. JK Paper Limited, New Delhi

42.M/s. Lovely Offset Printers Private Limited,  
Sivakasi, Tamil Nadu

43.M/s. Orient Paper & Industries Ltd., Kolkata,  
West Bengal

44.M/s. Seshasayee Paper and Boards Ltd.,  
Chennai, Tamil Nadu

45.M/s. TCPL Packaging Limited, Mumbai,  
Maharashtra

**XII.BOOKS, PUBLICATIONS & PRINTING  
PANEL:**

46.M/s. Brijbasi Art Press Limited, New Delhi

47.M/s. Goyal Books Overseas Pvt. Ltd.,  
New Delhi

**XIII.OSSEIN & GELATINE PANEL:**

48.M/s. India Gelatine & Chemicals Ltd.,  
Mumbai, Maharashtra

49.M/s. Pioneer Jellice India Private Limited,  
Madurai, Tamil Nadu

**XIV.MANUFACTURED PRODUCTS OF CARBON  
GRAPHITE, EXPLOSIVES &  
ACCESSORIES PANEL:**

50.M/s. Solar Industries India Ltd., Nagpur,  
Maharashtra

**PANELWISE SPECIAL EXPORT AWARD FOR  
SSI SECTOR (2014-2015):**

**NATURAL STONES & PRODUCTS PANEL:**

51.M/s. Shri Prempuriji Granimarbo Pvt. Ltd.,  
Jaipur, Rajasthan

**PROCESSED MINERALS INCL. UPGRADED  
ILMENITE ORE PANEL:**



52.M/s. Star Bentonite Exports, Gandhidham, Gujarat

**BULK MINERALS & ORES INCLUDING SALT, COAL AND ALUMINIUM METAL PANEL:**

53.M/s. Rawmin Mining and Industries Pvt. Ltd., Mumbai, Maharashtra.

**RUBBER PRODUCTS PANEL:**

54.M/s. Flooratex Rubber & Plastics Pvt. Ltd., Kayamkulam, Kerala

**AUTO TYRES AND TUBES PANEL:**

55.M/s. Superking Manufacturers (Tyre) Pvt. Ltd., Delhi

**PAINTS, PRINTING INK & ALLIED PRODUCTS PANEL:**

56.M/s. Alpha Chemie, Mumbai, Maharashtra

**GLASS AND GLASSWARE PANEL:**

57.M/s. GKB Vision Limited, Saligaon, Goa

**PLYWOOD AND ALLIED PRODUCTS PANEL:**

58.M/s. Patel Wood Syndicate, Mumbai, Maharashtra

**CERAMICS & ALLIED PRODUCTS INCLUDING REFRACTORIES PANEL:**

59.M/s. Cyber Ceramics, Morbi, Gujarat

**PAPER, PAPER BOARD & PAPER PRODUCTS PANEL:**

60.M/s. A.L. Paper House, Jaipur, Rajasthan

**CERTIFICATE OF MERIT:**

**I. NATURAL STONES & PRODUCTS PANEL:**

1. M/s. Aapt Distribution Pvt. Ltd., Chennai, Tamil Nadu

2. M/s. A.G. Granites Private Limited, Harur, Tamil Nadu

3. M/s. Arvind Construction Co. Pvt. Ltd., New Delhi

4. M/s. Chariot International Pvt. Ltd., Kolar District, Karnataka

5. M/s. Crystal Granite & Marble Pvt. Ltd., Ramanagaram Taluk & District, Karnataka

5. M/s. Freeworld Exports Pvt. Ltd., Chennai, Tamil Nadu

7. M/s. Global Stones Private Limited, Bagru, Rajasthan

8. M/s. Granrock Tiles Pvt. Ltd., Chennai, Tamil Nadu

9. M/s. GTP Exports Private Limited, Salem, Tamil Nadu

10.M/s. GTP Granites Ltd., Salem, Tamil Nadu

11.M/s. Hilltop Stones Private Limited, Bangalore, Karnataka

12.M/s. Indian Minerals & Granite Company, Bellary, Karnataka

13.M/s. Jennex Granite Industries Pvt. Ltd., Gwalior, Madhya Pradesh

14.M/s. Katti-ma Exports Private Limited, Chennai, Tamil Nadu

15.M/s. KJ Quarries Private Limited, Chennai, Tamil Nadu

16.M/s. Kunnam Granite Works, Chennai, Tamil Nadu

17.M/s. Mahi Granites Pvt. Ltd., Hyderabad, Telangana

18.M/s. Malbros Impex Private Limited, New Delhi

19.M/s. Manu Tiling Company Pvt. Ltd., Alwar, Rajasthan

20.M/s. Marudhar Stones International Pvt. Ltd., Hosur, Tamil Nadu

21.M/s. Nice Exports Inc, Jaipur, Rajasthan

22.M/s. Pacific Industries Limited, Udaipur, Rajasthan



23.M/s. R.R. Stones Pvt. Ltd., Hyderabad, Telangana

24.M/s. Radha Exports (India) Pvt. Ltd., Chennai, Tamil Nadu

25.M/s. Shree Ram Granimarmo Pvt. Ltd., Jalore, Rajasthan

26.M/s. Sree Raghavendra Enterprises, Bellary, Karnataka

27.M/s. Stone Age Private Limited, Jaipur, Rajasthan

**II. PROCESSED MINERALS INCL. UPGRADED ILMENITE ORE PANEL:**

28.M/s. Ashok Alco-Chem Limited, Mumbai, Maharashtra

29.M/s. Beach Minerals Company India Ltd., Kuttam, Tamil Nadu

30.M/s. Dharti Industries Pvt. Ltd., Kolhapur, Maharashtra

31.M/s. Golcha Talc, Jaipur, Rajasthan

32.M/s. Indian Rare Earths Ltd., Mumbai, Maharashtra

33.M/s. Jai Vardhman Khaniz Pvt. Ltd., Udaipur, Rajasthan

34.M/s. Selective Minerals & Color Industries P. Ltd., Mumbai, Maharashtra

35.M/s. Transworld Garnet India Pvt. Ltd., Tuticorin, Tamil Nadu

36.M/s. V.V. Mineral, Tisaiyanvilai, Tamil Nadu

37.M/s. Wolkem India Limited, Udaipur, Rajasthan

**III. BULK MINERALS & ORES INCL. SALT, COAL & ALUMINIUM METAL PANEL:**

38.M/s. Manico Minerals International Pvt. Ltd., Ahmedabad, Gujarat

39.M/s. Thankys Exports Pvt. Ltd., Porbandar, Gujarat

**IV. RUBBER PRODUCTS PANEL:**

40.M/s. AVI Worldwide Private Limited, Mumbai, Maharashtra

41.M/s. Balaji Rubber Industries Pvt. Ltd., Salem, Tamil Nadu

42.M/s. Chopra Retec Rubber Products Limited, Lucknow, Uttar Pradesh

43.M/s. Elgi Rubber Company Limited, Coimbatore, Tamil Nadu

44.M/s. Eswar Rubber Products Pvt. Ltd., Salem, Tamil Nadu

45.M/s. High Tech Reclaim Pvt. Ltd., Rajkot, Gujarat

46.M/s. Kohinoor India Pvt. Ltd., Jalandhar, Punjab

47.M/s. Mohan Mutha Exports Pvt. Ltd., Chennai, Tamil Nadu

48.M/s. Precision Rubber Industries Pvt. Ltd., Mumbai, Maharashtra

49.M/s. Shore Auto Rubber Exports Pvt. Ltd., Dist. Pune, Maharashtra

50.M/s. Speedways Tyre Limited, Jalandhar City, Punjab

51.M/s. Super Tex Industries, Mumbai, Maharashtra

52.M/s. TRP Sealing Systems (India) Pvt. Ltd., Pune, Maharashtra

53.M/s. United Rubber Industries (I) Pvt. Ltd., Mumbai, Maharashtra

**V. AUTO TYRES AND TUBES PANEL:**

54.M/s. Asian Tire Factory Ltd., Jalandhar, Punjab

55.M/s. Goodyear India Limited, District Faridabad, Haryana

56.M/s. KRM Tyres, Distt. Solan, Baddi, Himachal Pradesh

57.M/s. Pelican Rubber Limited, Hyderabad, Telangana



58.M/s. Rubber King Tyres India Pvt. Ltd.,  
Ahmedabad, Gujarat

**VI.PAINTS, PRINTING INK & ALLIED PRODUCTS PANEL:**

59.M/s. Hi-Shine Inks Pvt. Ltd., Antalia, Gujarat

60.M/s. Nippon Paint (India) Pvt. Ltd., Dist.  
Raigad, Maharashtra

**VII.GLASS & GLASSWARE PANEL:**

61.M/s. Banaras Beads Limited, Varanasi,  
Uttar Pradesh

62.M/s. GKB Ophthalmics Limited, Mapusa,  
Goa

63.M/s. Goa Glass Fibre Limited, Mumbai,  
Maharashtra

64.M/s. Jagdamba Glass Works, Firozabad,  
Uttar Pradesh

65.M/s. Om Glass Works Pvt. Ltd., Delhi

**VIII.PLYWOOD & ALLIED PRODUCTS PANEL:**

66.M/s. Andhra Fogaku Private Limited,  
Hyderabad, Telangana

67.M/s. Faith Lumber Private Limited,  
Gandhidham-Kutch, Gujarat

68.M/s. Hillwood Furniture Pvt. Ltd., Kozhikode,  
Kerala

69.M/s. Jindal Wood Products Pvt. Ltd.,  
New Delhi

70.The Western India Plywoods Ltd., Kannur,  
Kerala

**IX.CERAMICS & ALLIED PRODUCTS INCL. REFRACTORIES PANEL:**

71.M/s. B.R. Steel Products Pvt. Ltd., Navi  
Mumbai, Maharashtra

72.M/s. Ferolite Jointings Limited, Ghaziabad,  
Uttar Pradesh

73.M/s. Futura Ceramics Pvt. Ltd., Ahmedabad,  
Gujarat

74.M/s. Maharani Enterprises, Delhi

75.M/s. Modern Insulators Ltd., Abu Road,  
Rajasthan

**X. CEMENT, CEMENT CLINKERS AND ASBESTOS CEMENT PRODUCTS PANEL:**

76.M/s. Ambuja Cements Limited, Mumbai,  
Maharashtra

**XI.PAPER, PAPER BOARD & PAPER PRODUCTS PANEL:**

77.M/s. BILT Graphics Paper Products Limited,  
Distt. Chandrapur, Maharashtra

78.M/s. Eagle Press Private Limited, Chennai,  
Tamil Nadu

79.M/s. Loparex India Private Limited, Mumbai,  
Maharashtra

80.M/s. SMI Coated Products Pvt. Ltd., Mumbai,  
Maharashtra

81.M/s. Super Impex, District Thane,  
Maharashtra

82.M/s. Writefine Products Pvt. Ltd.,  
Umbergaon, Gujarat

**XII.BOOKS, PUBLICATIONS & PRINTING PANEL:**

83.M/s. NCBA Exports Pvt. Ltd., Kolkata,  
West Bengal

84.M/s. Prints Publications Pvt. Ltd.,  
New Delhi

85.M/s. Sterling Publishers Pvt. Ltd.,  
New Delhi

**XIII. MANUFACTURED PRODUCTS OF CARBON GRAPHITE, EXPLOSIVES & ACCESSORIES PANEL:**

86.M/s. CDET Explosives Industries Pvt. Ltd.,  
Nagpur, Maharashtra

87.M/s. Economic Explosives Ltd., Nagpur,  
Maharashtra

88.M/s. Gulf Oil Corporation Limited,  
Hyderabad, Telangana



## Glimpses of CAPEXIL through the lens.....



Inauguration of Export Award Function 2013-14 and 58th Annual General Meeting at The Lalit Great Eastern Hotel, Kolkata on 20th September, 2016 by Dr. Amit Mitra, Hon'ble Minister-in-charge, Finance, Excise, Commerce & Industries, Public Enterprises, Industrial Reconstruction Departments, Government of West Bengal by lighting of lamp.



Dr. Amit Mitra, Hon'ble Minister-in-charge, Finance, Excise, Commerce & Industries, Public Enterprises, Industrial Reconstruction Departments, Government of West Bengal, addressing before the Export Award Function 2013-14 and 58th Annual General Meeting at The Lalit Great Eastern Hotel, Kolkata on 20th September, 2016.



Shri Ramesh K. Mittal, President, CAPEXIL, addressing before the members, Export Award Winners and Guest at Export Award 2013-14 Function and 58th Annual General Meeting of CAPEXIL held on 20<sup>th</sup> September, 2016 at The Lalit Great Eastern Hotel, Kolkata. Sitting on the dais (L to R), Shri T. K. Bhattacharya, Executive Director, CAPEXIL, Shri Jaikant Singh, Additional DGFT, O/o the DGFT, New Delhi, Shri R. Veeramani, Vice President, CAPEXIL, Shri M. F. Vohra, Chairman-Rubber Products panel, Shri C. R. Bhattacharjee, Regional Chairman, CAPEXIL(ER) AND Shri G. Ashokann, Regional Chairman(SR).



Shri R. Veeramani, Vice President, CAPEXIL, delivering speech before the members, Export Award Winners and Guest at Export Award 2013-14 Function and 58th Annual General Meeting of CAPEXIL held on 20<sup>th</sup> September, 2016 at The Lalit Great Eastern Hotel, Kolkata.





Shri M. F. Vohra, Chairman- Rubber Products Panel and Regional Chairman(WR), CAPEXIL, addressing the Audience in Export Award 2013-14 Function and 58th Annual General Meeting of CAPEXIL held on 20<sup>th</sup> September, 2016 at The Lalit Great Eastern Hotel, Kolkata.



A Cross Section of the Audience at the Export Award 2013-14 Function and 58th AGM of CAPEXIL



Inauguration of Export Award Function 2014-15 at Vigyan Bhavan, New Delhi on 9th February, 2017 by Shri Anant G. Geete, Hon'ble Minister of Heavy Industries & Public Enterprises, Government of India by lighting of lamp



Shri Ramesh K. Mittal, President, CAPEXIL, addressing before the members, Export Award Winners and Guest at Export Award 2014-15 Function at Vigyan Bhavan, New Delhi on 9th February, 2017





Shri Anant G. Geete, Hon'ble Minister of Heavy Industries & Public Enterprises, Government of India addressing before the Export Award Function 2014-15 at Vigyan Bhavan, New Delhi on 9th February, 2017.



A Cross Section of the Audience at the Export Award 2014-15 Function of CAPEXIL at Vigyan Bhavan, New Delhi on 9th February, 2017.



INDIAN PAVILION AT ISTANBUL 2016 RUBBER TRADE SHOW



INAUGURATION OF INDIAN PAVILLION AT ISTANBUL

(Left to Right) (1. Mr. Amar Singh, Vice Consul, O/O. The Consulate General of India, Istanbul, Turkey, 2. Mr. Hakan Mirgun, General Manager, Tuyap Exhibitions / Rubber Istanbul'2016 Tradeshow Authority, 3. Mr. M. F. Vohra, Chairman, CAPEXIL WR & Event Leader, 4. Mr. Bulent Unal, Chairman, Tuyap Exhibitions, 5. Mr. Nurhan Kaya, President, Turkish Rubber Association & 6. Mr. Tamer Guzelaydin, Group Head, Rubber Istanbul'2016 Tradeshow)





INDIAN PAVILION AT ISTANBUL 2016 RUBBER TRADE SHOW



(Mr. M. F. Vohra, Chairman – CAPEXIL WR & Event Leader addressing the Opening Ceremony at Rubber Istanbul 2016 Show wherein INDIA was Guest of Honour Country)



INAUGURATION OF B2B MEETING AT POLISH CHAMBER OF COMMERCE, WARSAW, POLAND  
 (Left to Right) (1. Mr. J. J. Singh, President, Indo Polish Chamber of Commerce & Industry, Warsaw, Poland, 2. Mr. Pawel Kiecien, Specialist, Polish Chemical Industry, 3. H.E. Mr. Ajay Bisaria, Ambassador of India in Poland, 4. Jerzy Drodz, Ambassador, Polish Chamber of Commerce, 5. Mr. M. F. Vohra, Chairman, CAPEXIL WR & Event Leader & 6. Mrs. Lucyjna Jaremczuk, General Counselor, Ministry of Economic Development, Govt. of Poland)



B2B MEET SESSION AT WARSAW, POLAND





**INAUGURATION OF B2B MEETING AT PRAGUE, CZECH REPUBLIC**

(Left to Right) (1. Mr. V. R. Chitalia, Director, CAPEXIL India, 2. Dr. Venkatchalam M., First Secy. & HOC, Embassy of India, Prague, Czech Republic. 3. Mr. M. F. Vohra, Chairman, CAPEXIL WR & Event Leader, 4. H.E. Mr. Krishan Kumar, Ambassador of India in Czech Republic, 5. Mr. Jin Hansl, Director, Foreign Dept., Czech Chamber of Commerce & 6. Mr. IIJA Mazanek, Chairman, Foreign Dept., Czech Chamber of Commerce, Prague, Czech Republic)



Shri V. R. Chitalia, Director, CAPEXIL giving presentation at Export Awareness Seminar for MSME Exporters organized by CAPEXIL in association with F.G.I., F.S.S.I., EXIM CLUB, ECGC India at FGI Auditorium, Baroda, Gujarat on 08th July, 2016





Section of Audience attending CAPEXIL Export Awareness Seminar for MSME Exporters at Baroda, Gujarat on 08th July, 2016  
in association with F.G.I., F.S.S.I., EXIM Club & ECGC India.



Ms. Rita Teotia, IAS, Commerce Secretary, Shri Subhash Desai, Hon'ble Cabinet Minister for Industry & Mines, Govt. of Maharashtra, Dr. Sania Sethi, ADGFT, Mumbai & Shri Ramesh Mittal, Chairman, CAPEXIL at the CAPINDIA'2017 Inaugural Function on 20th March, 2017 at Mumbai



Ms. Rita Teotia, IAS, Commerce Secretary & Shri Subhash Desai, Hon'ble Cabinet Minister for Industry & Mines, Govt. of Maharashtra inaugurating the CAPINDIA'2017 Event at Hotel Taj Santacruz in presence of Dr. Sania Sethi, ADGFT, Mumbai & Shri Ramesh Mittal, Chairman, CAPEXIL, Shri Pradip Thakker, Chairman – Plexconcil, Shri Satish Wagh, Chairman – Chemexcil



Ms. Rita Teotia, IAS, Commerce Secretary addressing at Inauguration Function of CAPINDIA'2017 at Mumbai. Shri R. K. Mittal, Chairman – CAPEXIL on dais with Shri Subhash Desai, Hon'ble Cabinet Minister, Govt. of Maharashtra, Shri Sunil Kumar, J.S. , MOC&I, Dr. Sani Sethi, ADGFT etc.





B2B Meets Mumbai between Indian Exporters & Overseas Importers from 37 Countries across the globe at Buyer Seller Meet Lounge / Pavilion of CAPINDIA'2016 Event, Mumbai



Ms. Rita Teotia, IAS, Commerce Secretary, Govt. of India at the Stand of Jolly Boards Ltd., CAPEXIL Member during CAPINDIA'2017 Exhibition, Mumbai on 21st March, 2017



Shri Ramesh K. Mittal, President, CAPEXIL, addressing the gathering in Afro-Asian Book Conclave – Books Publication and Printing- opportunities and Challenges at New Delhi on 7th September, 2016





Shri R. Veeramiani, Vice President and Chairman-Natural Stones Products of CAPEXIL addressing the gathering in Seminar Cum Interactive Session with JDGFT, Customs, ECGC and Exim Bank held at Hotel Savera, Chennai on 28/07/2016



Shri G. Ashokann, Chairman-Southern Region and Chairman- Miscellaneous Products Panel, CAPEXIL, addressing in Seminar Cum Interactive Session.