



# CAPEXIL



Natural Stones & Products	Processed Minerals Incl. Ilmenite Ore	Bulk Minerals and Ores incl. Salt, Coal & Aluminium Metal	Rubber Products
Auto Tyres and Tubes	Paints, Printing Ink and Allied Products	Glass & Glassware	Plywood and Allied Products
Ceramics and Allied Products incl. Refractories	Cement, Cement Clinkers and Asbestos Cement Products	Paper, Paper Board and Paper Products	Books, Publications and Printing
Animal By Products	Ossein & Gelatine	Miscellaneous Products	Mfrd. Products of Carbon Graphite, Explosives & Accessories

58<sup>th</sup>

ANNUAL REPORT

वार्षिक प्रतिवेदन

2015-16




## PAST CHAIRMEN OF CAPEXIL

1958-59	Late Lala Charat Ram	1987-88	Late K. K. Bhatia
1959-60	Late Lala Charat Ram	1988-89	Late K. K. Bhatia
1960-61	Mr. R. Chakraborty	1989-90	Late N. B. Patel
1961-62	Dr. D. Banerjee	1990-91	Late N. B. Patel
1962-63	Dr. D. Banerjee	1991-92	Late A. C. Padamsee
1963-64	Mr. C. D. Thakkar	1992-93	Late A. C. Padamsee
1964-65	Dr. D. Banerjee	1993-94	Mr. S. S. Dhupia
1965-66	Late M. S. Judge	1994-95	Mr. S. S. Dhupia
1966-67	Mr. G. K. Bhagat	1995-96	Mr. R. Veeramani
1967-68	Mr. G. K. Bhagat	1996-97	Mr. R. Veeramani
1968-69	Mr. H. L. Somany	1997-98	Mr. Sukumar Das
1969-70	Late L. M. Jamnadas	1998-99	Mr. Sukumar Das
1970-71	Late L. M. Jamnadas	1999-2000	Late P. N. Roy
1971-72	Late B. S. Gupta	2000-01	Late P. N. Roy
1972-73	Late G. U. Mehta	2001-02	Mr. M. F. Vohra
1973-74	Mr. S. S. Kahlon	2002-03	Mr. M. F. Vohra
1974-75	Mr. M. S. K. Eswaran	2003-04	Mr. G. Ashokann
1975-76	Late I. H. Padamsee	2004-05	Mr. G. Ashokann
1976-77	Late B. K. Khaitan	2005-06	Mr. S. K. Ghosh
1977-78	Late M. L. Mehra	2006-07	Mr. S. K. Ghosh
1978-79	Mr. S. Vedam	2007-08	Mr. Surendra Gulati
1979-80	Mr. B. L. Arukia	2008-09	Mr. Surendra Gulati
1980-81	Mr. V. P. Gupta	2009-10	Mr. B. H. Patel
1981-82	Mr. R. K. Jain	2010-11	Mr. B.H. Patel
1982-83	Late I. H. Padamsee	2011-12	Mr. C. K. Somany
1983-84	Late S. L. Goenka	2012-13	Mr. C. K. Somany
1984-85	Mr. O. P. Jalan	2013-14	Mr. V. Subbiah
1985-86	Late C. M. Chawla	2014-15	Mr. V. Subbiah
1986-87	Late C. M. Chawla	2015-16	Mr. Ramesh K. Mittal



**58th ANNUAL REPORT OF  
THE COMMITTEE OF ADMINISTRATION  
TO THE MEMBERS OF CAPEXIL**

The Committee of Administration of **CAPEXIL** constituted at the **57th Annual General Meeting** held in Kolkata on **17th December, 2015**, has pleasure in presenting to the members of CAPEXIL the Annual Report together with the Audited Balance Sheet and Income & Expenditure Accounts for the year ended 31st March 2016.





## Contents

Sl. No.	Title	Page No.
	<b>Quality Policy</b>	03
	<b>Hierarchical Tree</b>	04-05
	<b>Registered Office &amp; Head Office, Regional Offices, Bankers and Statutory Auditors</b>	06
<b>1.</b>	<b>Organizational Overview</b>	
1.1	Vision	07
1.2	Mission	07
1.3	Services	07
1.4	Products Spectrum	07-08
1.5	Period-wise Membership Strength	08
1.6	Region-wise Membership Strength	09
1.7	Primary Focus	09-10
1.8	Office Set Up	10
1.9	Functional Sub-Committees	10
1.10	Meetings	11
<b>2.</b>	<b>Review Exports During 2015-16</b>	
2.1	Export Targets Vs. Export Achievement	12
2.2	Export Trends from 2011-2012 onwards-Graphical Depiction	13
2.3	Panel-wise Export Performance Review	14-15
2.4	Top 30 Export Destinations of All Merchandise of Capexil	16
2.5	Top 30 Export Destinations of Mineral and Ores	17
2.6	Top 30 Export Destinations of Non- Mineral Products	18
2.7	Region & Country-wise distribution of Export of CAPEXIL's Products in World Market	19-25
2.8	Region-wise distribution of Export of CAPEXIL's Products in World Market	25
<b>3.</b>	<b>Policy Constraints vis-à-vis CAPEXIL'S Representations &amp; Assistance</b>	
3.1	A Brief Account	26-31
<b>4.</b>	<b>Export Promotional Activities</b>	
4.1	Business Delegation and Buyer Seller Meet- Cum- Exhibition Abroad	32
4.2	Overseas Trade Fairs/ Exhibitions	32
4.3	Participation in Domestic Fairs by CAPEXIL	32
4.4	Export Workshop, Seminar, Open House Meet	32-33
4.5	Visit of Foreign Dignitaries and Trade Representatives	33
4.6	Other Export Promotional Activities	34
<b>5.</b>	<b>Publicity and Publication</b>	
<b>6.</b>	<b>Final Account</b>	
6.1	Report of the Committee of Administration (CoA)	36-42
6.2	Auditors Reports	43-45
6.3	Audited Statements of Accounts	46-56
<b>7.</b>	<b>Annexures</b>	
	Annexure-I : List of the Regional Committee Members of CAPEXIL(2015-16)	57-62
	Annexure-II : Panel and Item - wise exports statistics of CAPEXIL for the four years	63-72
	Annexure-III : List of Export Award Winners of CAPEXIL for the year 2012-13	73-76

## QUALITY POLICY



“At **CAPEXIL**, we shall act as one of the catalytic agents to facilitate growth of export from our country. We shall strive to bring into play our knowledge and understanding of international trade and also the expertise acquired over the years to promote export.

By adopting quality management system principles (ISO 9001:2008), we shall endeavour to serve our Members and Sponsors efficiently.

### **We shall pursue the Quality Policy by:**

- Disseminating Information
- Organising promotional activities to create awareness
- Maintaining and updating the database
- Making the employees customer focused
- Training and enriching people in the organization
- Motivating our employees to accept challenges”

**CAPEXIL****Chairman**

Mr. Ramesh K. Mittal

**Vice Chairman**

Mr. R. Veeramani

**Regional Chairmen**

Mr. Sukumar Das, *Northern Region* • Mr. C. R. Bhattacharjee, *Eastern Region*  
Mr. M. F. Vohra, *Western Region* • Mr. G. Ashokann, *Southern Region*

**Executive Director**

Mr. T. K. Bhattacharyya

**Committee of Administration 2015-16****Books, Publications & Printing Panel**

Mr. Ramesh K. Mittal  
M/s. D.K. Agencies Pvt. Ltd.  
New Delhi.

**Natural Stones & Products Panel**

Mr. R. Veeramani  
M/s. Gem Granites  
Chennai.

**Glass & Glassware Panel**

Mr. C. K. Somany  
M/s. Hindusthan National Glass & Industries Ltd.  
Kolkata.

**Animal By Products Panel**

Mr. Surendra Gulati  
M/s. Sidhartha Gelatines Pvt. Ltd.  
New Delhi.

**Miscellaneous Products Panel**

Mr. G. Ashokann  
The Baby Match Industries  
Sivakasi.

**Rubber Products Panel**

Mr. M. F. Vohra  
M/s. Zenith Industrial Rubber Products Pvt. Ltd.  
Mumbai.

**Bulk Minerals & Ores incl. Salt, Coal & Aluminium Metal Panel**

Mr. Shiv Kumar Jain  
M/s. Misrilal Mines Pvt. Ltd.  
Kolkata.

**Plywood & Allied Products Panel**

Mr. Bhavanji Haribhai Patel  
M/s. Patel Wood Syndicate  
Mumbai.

**Paints, Printing Ink & Allied Products Panel**

Mr. C. R. Bhattacharjee  
M/s. Vishal Coating Pvt. Ltd.  
Kolkata.

**Ossein & Gelatine Panel**

Mr. S. Annamalai  
M/s. Pioneer Jellice India Pvt. Ltd.  
Madurai.

**Ceramics & Allied Products including Refractories Panel**

Mr. Samir Kumar Ghosh  
M/s. Allied Ceramics Pvt. Ltd.  
Kolkata.



**Mfrd. Products of Carbon Graphite, Explosives & Accessories Panel**

Mr. R. Vijaya Kannan  
M/s. Vetrivel Explosives Pvt. Ltd.  
Salem.

**Paper, Paper Board & Paper Products Panel**

Shri Satish Malhotra  
M/s. Usha Diaries  
Delhi.

**Cement, Cement Clinkers & Asbestos Cement Products Panel**

Mr. M Ravinder Reddy  
M/s. Bharathi Cement Corp. Pvt. Ltd.  
Hyderabad.

**Processed Minerals including Upgraded Ilmenite Ore Panel**

Mr. Deependra Singh  
M/s. Indian Rare Earths Limited  
Mumbai.

**Auto Tyres & Tubes Panel**

Mr. P. Prasanth  
M/s. PRS Tyres Ltd.  
Namakkal, Tamil Nadu.  
  
Mr. Sukumar Das  
Regional Chairman (Northern Region)  
M/s. NCBA Exports Pvt. Ltd.  
New Delhi.

**Nominees of the Govt. of India**

- Ms. Anita Praveen  
Joint Secretary  
Ministry of Commerce & Industry  
Department of Commerce  
EP (CAP) Section, Government of India  
Udyog Bhavan  
New Delhi.

**Alternate**

Mr. K.V. Nagi Reddy  
Director  
Ministry of Commerce & Industry  
Dept. of Commerce, EP(CAP) Section  
Govt. of India, Udyog Bhavan  
New Delhi.

- Mr. Jaikant Singh  
Addl. Director General of Foreign Trade  
Office of the DGFT  
Ministry of Commerce & Industry  
Department of Commerce, Govt. of India  
Udyog Bhavan, New Delhi.
- Mr. Sudhaker Shukla  
Economic Adviser  
Ministry of Mines  
Department of Mines  
Government of India  
Shastri Bhavan, New Delhi.

**Alternate**

Mr. Rokhum Lalremruata, Director  
Ministry of Mines  
Department of Mines  
Government of India  
Shastri Bhavan, New Delhi.

**REGISTERED OFFICE & HEAD OFFICE**

“Vanijya Bhavan” (3rd floor)  
International Trade Facilitation Centre  
1/1, Wood Street, Kolkata-700 016.  
Phone: 033- 2289-1721/22/23/25, Fax: 033-2289-1724  
E-mail: capexil@capexil.in , Website: www.capexil.com / www.capexil.org

**REGIONAL OFFICES****Northern Region**

“Vandana Building”  
11, Tolstoy Marg, Flat No.4B, 4th Floor  
New Delhi – 110 001.  
Phone : 011-2335-6703, 2371-1479,2375-2282  
Fax : 011-2331-4486  
E-mail : capexil@bol.net.in

**Western Region**

“Commerce Centre”, 4th Floor  
Block No.D-17, Tardeo Road  
Mumbai - 400 034.  
Phone : 022-2352-3410, 2352-0084  
Fax : 022-2351-6665  
E-mail : wro@capexil.in

**Eastern Region**

“Vanijya Bhavan” (3rd Floor)  
International Trade Facilitation Centre  
1/1, Wood Street, Kolkata - 700 016.  
Phone : 033-2289-1721/22/23/25  
Fax : 033-2289-0537  
E-mail : eoero@capexil.in

**Southern Region**

“Rasheed Mansion”, 3rd Floor  
408 (Old No.622) Anna Salai  
Chennai – 600 006.  
Phone : 044-2829-2310, 2829-4713  
Fax : 044-2829-5386  
E-mail : capexilsro@capexil.in

**BANKERS****Indian Overseas Bank**

International Business Branch  
2, Wood Street, Kolkata – 700 016.

**Andhra Bank**

14/1B, Ezra Street, Kolkata-700 001.

**IDBI Bank**

Siddha Point, 117, Park Street, Kolkata – 700 016.

**HDFC Bank Ltd.**

2/6, Sarat Bose Road  
Central Plaza, Kolkata - 700 020

**Kotak Mahindra Bank Limited**

Center Point Building, Ground Floor  
21 Hemanta Basu Sarani, Kolkata -700001

**STATUTORY AUDITORS****M/s. ADD & ASSOCIATES**

*Chartered Accountants*  
P-168, Sector-B  
Metropolitan Co-op Hsg. Soc. Ltd.  
Canel South Road, Kolkata-700 105



## 1. ORGANIZATIONAL OVERVIEW

### 1.1 VISION

The CAPEXIL vision encompasses active promotion of India's exports of a wide spectrum of chemical-based allied products including minerals and ores, and thereby stimulate the increasing presence of Indian products in global markets and also to act as an instrument of economic growth and employment generation.

### 1.2 MISSION

CAPEXIL's mission is to -

- understand the various facets of international trade and assist the Indian business community in enhancing their exports, attain and sustain a pre-eminent standing in global terms,
- act as an intermediary in establishing business contacts between foreign importers and Indian exporters and thus, providing a two-way service as global trade facilitator, and
- undertake various promotional measures to push exports.

### 1.3 SERVICES

CAPEXIL, being an ISO 9001:2008 certified organization, endeavours to offer a full range of services including on-line services to Indian exporters and foreign importers by way of:-

- An interface between the Government and the members regarding Trade and policy related matters,
- Dissemination of trade enquiries,
- Participation in National/International Trade Fairs, Organizing seminars/Buyer-Seller Meets,
- Preparation of market reports,
- Analysis of Indian export trends abroad,
- Collection and dissemination of global trade data,
- Disbursement of grants through various market assistance programmes,
- Conducting training programmes,
- Library facility, etc.

### 1.4 PRODUCT SPECTRUM

The products under the canopy of CAPEXIL are broadly -

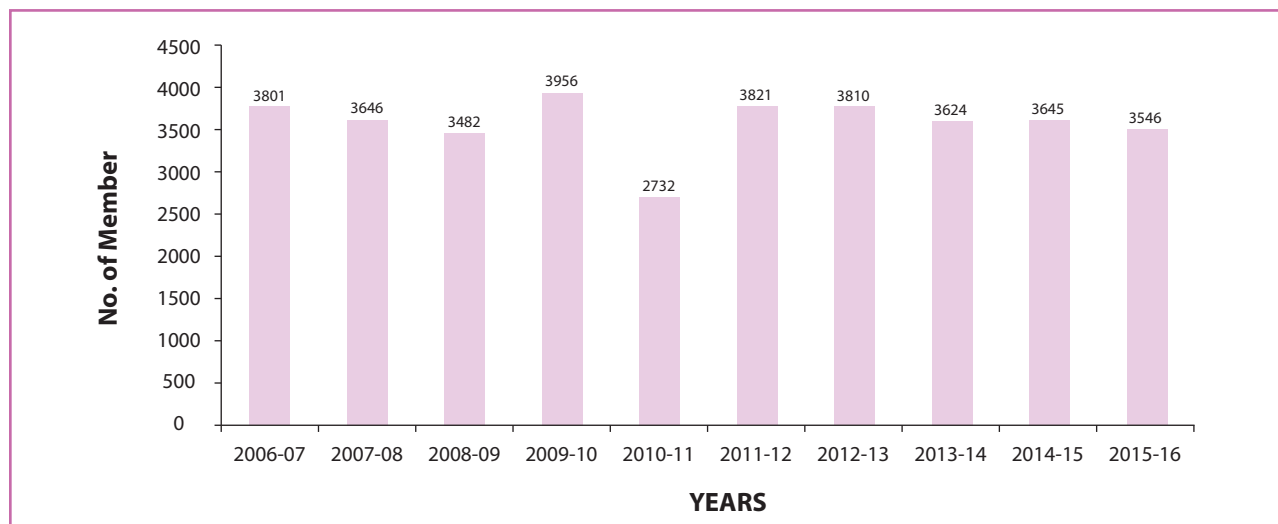
- Natural Stone, namely Granite, Marbles, etc.
- Processed Minerals
- Bulk Minerals & Ores
- Rubber Manufactured Products
- Auto Tyres & Tubes
- Paints, Printing Ink & Allied Products
- Glass & Glassware
- Plywood & Wood Products



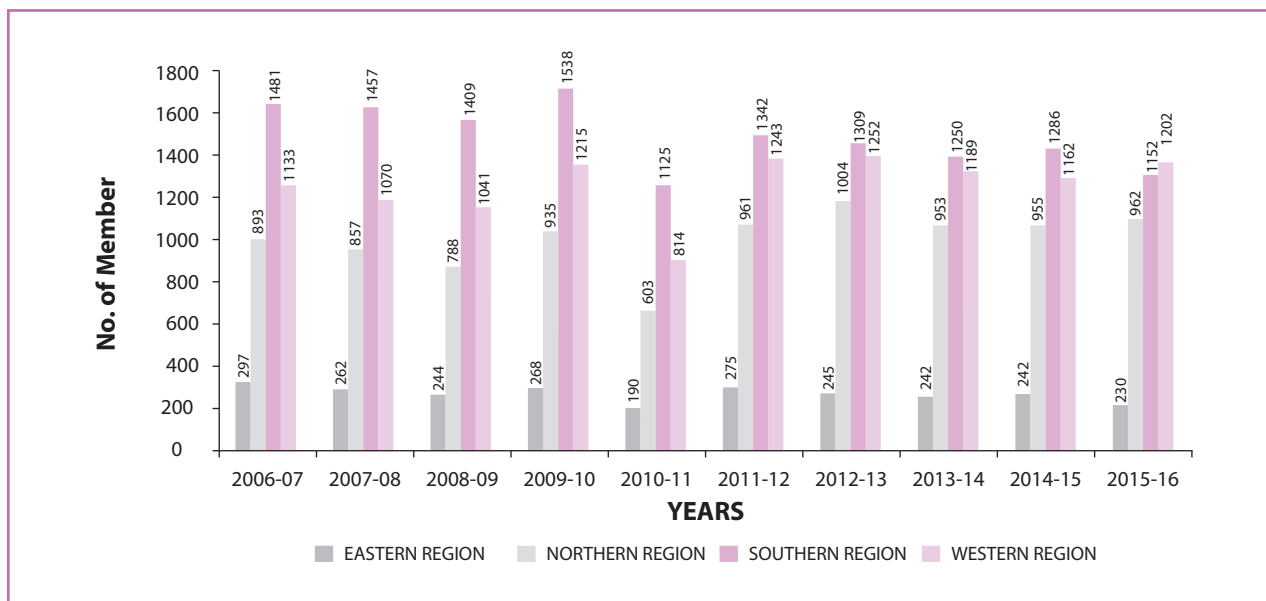
- Ceramics and Refractories
- Cement, Clinker & Asbestos Cement Products
- Paper, Paper Board & Paper Products
- Books, Publications & Printing
- Animal By Products
- Ossein & Gelatin
- Graphite & Explosives
- Miscellaneous Products, namely, Safety Matches, Fireworks, Dyeing & Tanning Extracts, Activated Carbon, Fertilizers, etc.

The above products are grouped under 16 separate panels and each member of Capexil is indexed to a particular panel depending on the export product represented.

### 1.5 PERIOD-WISE MEMBERSHIP STRENGTH



## 1.6 REGION-WISE MEMBERSHIP STRENGTH



## 1.7 PRIMARY FOCUS:

### (a) Export Promotion:

- Buyer-Seller Meet(BSM) /Reverse BSM
- Importers Contact Programme
- Trade Fairs
- Market Matching for Foreign Buyers and Indian Exporters
- Market/Policy Information
- Market Research
- Publicity
- Importers' database
- Information Dissemination/ Exchange through:
  - o Journals
  - o Website
  - o Brochures
  - o Open House Meets and Seminars
- Taking up exporters' concerns with the Government and advocacy on issues related to exports in various forums.
- Liaison with different Government and Private organizations

**(b) Export Support Schemes:**

- **Existing Schemes**
  - o Trade fairs
  - o Delegation
  - o Buyer-Seller Meet
  - o (BSM/RBSM)
  - o Export Workshops, Seminars and Open House Meets etc.
- **Marketing Development Assistance Exporter Subsidy Scheme**
- **Market Access Initiative Scheme**
  - o Focus : LAC
  - o Focus : Africa
  - o Focus : CIS,
  - o Focus : ASEAN, etc.
- **Service Upgradation**
  - o ISO certification
  - o Development of New Website
  - o The Common Trade Facilitation Centre

**(c) Website ([www.capexil.com](http://www.capexil.com) /[www.capexil.org](http://www.capexil.org)):**

CAPEXIL website highlights major features and other activities which include most recent circulars, events such as Buyer Seller Meet/Reverse Buyer Seller Meet/Trade Fairs, statistical profile, highlights of Indian economy, publications/articles, Online RCMC in respect of Capexil items etc. Whenever required, the website is used as a platform to gather opinion on various issues from the exporting community too.

**1.8 OFFICE SET UP**

The Registered Office (Head Office) and the Eastern Regional Office of CAPEXIL are functioning from the 3rd floor of "Vanijya Bhavan", International Trade Facilitation Centre at 1/1 Wood Street, Kolkata – 700 016. CAPEXIL has three more regional offices situated at Mumbai, Chennai and New Delhi for catering to the needs of members of the Western Region, Southern Region and Northern Region members. The total staff strength of Capexil at the end of the Financial Year 2015-16 stood at 40.

**1.9 FUNCTIONAL SUB-COMMITTEES**

CAPEXIL functions under the overall control and guidance of its Committee of Administration. The Committee appointed a few functional sub-committees as per details given below:-

Sl. No.	Sub-Committees	Purpose
1.	Functional Sub-Committees, such as Finance, Purchase and Staff	For close monitoring of finance, administration, export promotion and other activities of CAPEXIL.
2.	Regional Committees	To assist and guide the Regional Offices of CAPEXIL in their day-to-day activities. List of members of the Regional Committees are furnished as <b>Annex-I</b>

## 1.10 MEETINGS

A good number of meetings of the Committee of Administration, Regional Committees, Sub Committees and Panels including special meetings with State/Central Govt. and Regional Conference/Seminars/Open House Meetings were held during the year 2015-2016 (Details in Table - 1). Various issues concerning exports were discussed and decisions taken thereon.

**Table - 1**

Sl. No.	Particulars of Meetings	Number of Meetings held during 2015-16.
1.	Committee of Administration.	7
2.	Panel meetings including Special Meetings of Panel Members & Regional Committees.	8
3.	Inter-Ministerial and other meetings with different State/ Central Govt. Authorities including Regional Conference/ Open House/ Seminars Discussion etc.	44



## 2. REVIEW OF EXPORTS DURING 2015-16:

India's exports of chemical and allied products stood at US\$ 13021.80 Million during the financial year 2015-16 as against the set target of US\$ 14440.43 Million. The overall share of exports of combined products of CAPEXIL in India's total exports stood at 4.97% during 2015-16.

Export of Minerals and Ores valued at US\$ 4729.60 Million during 2015-16 was 23.20 % lower than the targeted value of US\$ 6158.70 Million. During the stated period, exports of Non-Minerals stood at US\$ 8292.20 Million as against the set target of US\$ 8281.73 Million, thus posting a positive growth of 0.13%

### 2.1 EXPORT TARGET VS EXPORT ACHIEVEMENT:

Value in US\$ Million

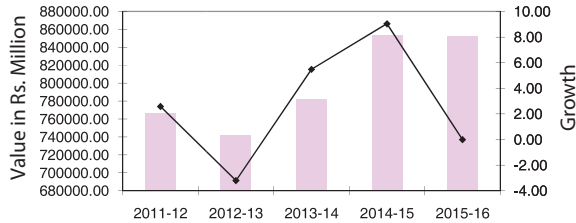
Sectors- Panels	Target Export during 2015-16	2015-16* Achievement
<b>A. Minerals and Ores</b>		
Natural Stones and Products	1820.50	1828.12
Processed Minerals	1150.00	946.60
Bulk Minerals and Ores	3188.20	1954.88
<b>TOTAL (A)</b>	<b>6158.70</b>	<b>4729.60</b>
<b>B. Non-Minerals</b>		
Rubber Products	1150.00	1001.98
Auto Tyres and Tubes	1650.00	1384.33
Paints, Printing Ink and Allied Products	806.47	1030.64
Glass and Glassware	723.69	724.29
Plywood and Allied Products	805.00	786.67
Ceramics and Allied Products incl. Refractories	669.07	991.67
Cement, Cement Clinkers and Asbestos Cement Products	398.00	345.32
Paper, Paper Board and Paper Product	1076.50	1081.34
Books, Publications and Printing	282.00	283.78
Animal By Products	85.00	99.24
Ossein and Gelatine	70.00	64.72
Graphite, Explosives and Accessories	300.00	223.21
Miscellaneous Products	266.00	275.01
<b>TOTAL (B)</b>	<b>8281.73</b>	<b>8292.20</b>
<b>GRAND TOTAL (A+B)</b>	<b>14440.43</b>	<b>13021.80</b>

Data Source: MoC Export Import Data Bank

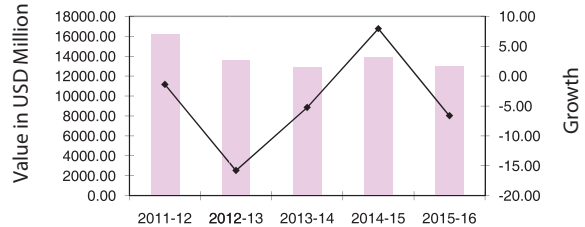
\* Provisional Data

2.2 EXPORT TRENDS FROM 2011-12 ONWARDS- GRAPHICAL REPRESENTATION

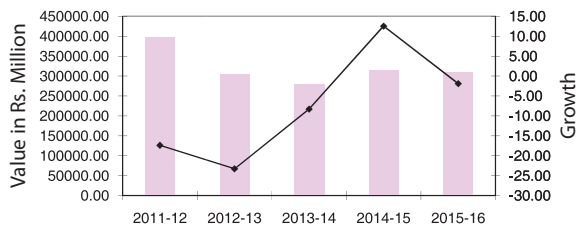
Export Trend of all Merchandise of CAPEXIL



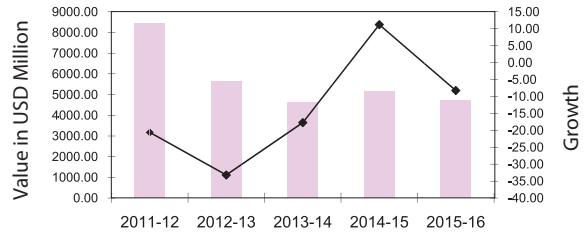
Export Trend of all Merchandise of CAPEXIL



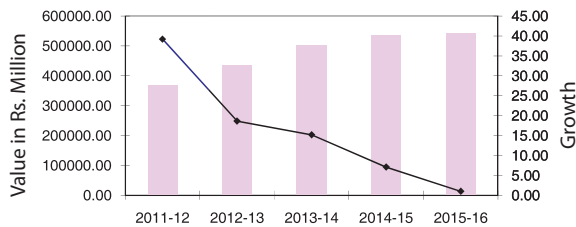
Export Trend of Minerals and Ore



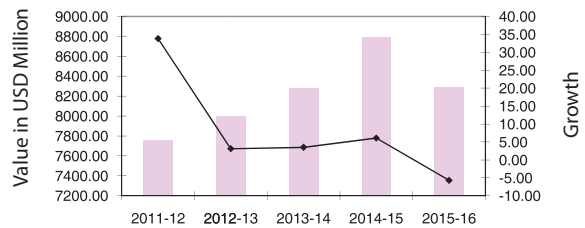
Export Trend of Minerals and Ores



Export Trend of Non-Minerals



Export Trend of Non-Minerals




**2.3 PANEL-WISE EXPORT PERFORMANCE REVIEW:**

India's exports of chemical and allied products stood at Rs 852196.23 Million during the financial year 2015-16 as against Rs 852924.95 Million over the same period in the previous year, thus posting a negative growth of 0.09% in rupee terms. Export of Minerals and Ores valued at Rs 309512.62 Million during 2015-16 was 1.94% lower in rupee terms than the previous financial year's value of Rs 315642.07 Million. During the stated period, exports of Non-Minerals stood at Rs 542683.61 Million achieving a growth of 1.01% in rupee terms over the same period of previous year.

Value in Rs. Million

Panels	2012-13	2013-14	2014-15	2015-16*	Growth % (15-16 over 14-15)
<b>A. Minerals and Ores</b>					
Natural Stones and Products	97666.27	120679.86	123360.46	119545.97	-3.09
Processed Minerals	60374.15	65680.84	68445.62	62037.33	-9.36
Bulk Minerals and Ores	148066.45	94188.36	123835.99	127929.32	3.31
<b>TOTAL (A)</b>	<b>306106.87</b>	<b>280549.06</b>	<b>315642.07</b>	<b>309512.62</b>	<b>-1.94</b>
<b>B. Non-Minerals</b>					
Rubber Products	54157.62	64170.18	71421.24	65573.10	-8.19
Auto Tyres and Tubes	94289.05	102091.82	100709.11	90584.72	-10.05
Paints, Printing Ink and Allied Products	56199.51	63348.97	67636.55	67464.74	-0.25
Glass and Glassware	33792.10	40175.45	44084.78	47332.11	7.37
Plywood and Allied Products	34236.52	43475.18	44194.10	51513.09	16.56
Ceramics and Allied Products incl. Refractories	29707.51	38616.16	56876.41	64899.60	14.11
Cement, Cement Clinkers and Asbestos Cement Products	13329.62	20162.92	24318.38	22620.22	-6.98
Paper, Paper Board and Paper Product	54128.30	60321.42	66609.91	70740.36	6.20
Books, Publications and Printing	18070.23	18542.75	16225.37	18587.62	14.56
Animal By Products	3618.23	6131.80	5299.64	6534.93	23.31
Ossein and Gelatine	4000.79	4911.91	4986.52	4227.85	-15.21
Graphite, Explosives and Accessories	25361.81	24606.92	18710.10	14588.10	-22.03
Miscellaneous Products	14718.41	15179.10	16210.78	18017.18	11.14
<b>TOTAL (B)</b>	<b>435609.69</b>	<b>501734.57</b>	<b>537282.88</b>	<b>542683.61</b>	<b>1.01</b>
<b>GRAND TOTAL (A+B)</b>	<b>741716.55</b>	<b>782283.63</b>	<b>852924.95</b>	<b>852196.23</b>	<b>-0.09</b>

Data Source: MoC Export Import Data Bank  
\* Provisional Data

In dollar terms, exports of chemical and allied products from India were valued at USD 13021.80 Million during April 2015 to March 2016, which was 6.62% lower than that of USD 13945.55 Million during April 2014 to March 2015. Export of Minerals and Ores valued at US\$ 4729.60 Million during 2015-16 was 8.24 % lower in dollar terms than the previous financial year's value of US\$ 5154.47 Million. During the stated period, exports of Non-Minerals stood at US\$ 8292.20 Million was 5.67% lower in dollar terms than the previous financial year's value of US\$ 8791.08 Million.



Value in US\$ Million

Panels	2012-13	2013-14	2014-15	2015-16*	Growth % (15-16 over 14-15)
<b>A. Minerals and Ores</b>					
Natural Stones and Products	1792.48	1996.22	2019.81	1828.12	-9.49
Processed Minerals	1109.60	1085.62	1119.40	946.60	-15.44
Bulk Minerals and Ores	2731.35	1552.67	2015.26	1954.88	-3.00
<b>TOTAL (A)</b>	<b>5633.43</b>	<b>4634.51</b>	<b>5154.47</b>	<b>4729.60</b>	<b>-8.24</b>
<b>B. Non-Minerals</b>					
Rubber Products	995.10	1058.57	1169.06	1001.98	-14.29
Auto Tyres and Tubes	1731.47	1687.48	1648.11	1384.33	-16.00
Paints, Printing Ink and Allied Products	1032.70	1048.08	1106.79	1030.64	-6.88
Glass and Glassware	620.82	661.89	721.49	724.29	0.39
Plywood and Allied Products	628.61	717.07	722.95	786.67	8.81
Ceramics and Allied Products incl. Refractories	546.10	638.07	930.15	991.67	6.61
Cement, Cement Clinkers and Asbestos Cement Products	245.13	331.30	397.61	345.32	-13.15
Paper, Paper Board and Paper Product	993.95	997.48	1089.89	1081.34	-0.78
Books, Publications and Printing	332.41	306.22	265.66	283.78	6.82
Animal By Products	66.67	101.58	86.65	99.24	14.53
Ossein and Gelatine	73.59	81.07	81.67	64.72	-20.75
Graphite, Explosives and Accessories	465.26	404.71	306.34	223.21	-27.14
Miscellaneous Products	270.36	251.27	264.71	275.01	3.89
<b>TOTAL (B)</b>	<b>8002.17</b>	<b>8284.79</b>	<b>8791.08</b>	<b>8292.20</b>	<b>-5.67</b>
<b>GRAND TOTAL (A+B)</b>	<b>13635.60</b>	<b>12919.30</b>	<b>13945.55</b>	<b>13021.80</b>	<b>-6.62</b>

Data Source: MoC Export Import Data Bank

\* Provisional Data

### Minerals & Ores Sector:

Bulk Minerals and Ores is the highest contributor in the Minerals and Ores Panel with the value of exports increasing from Rs. 123835.99 Million (USD 2015.26 Million) in 2014-15 to Rs. 127929.32 Million (USD 1954.88 Million) during 2015-16, registering a positive growth of 3.31% in rupee terms (-3.00% in dollar terms). Overall, the Mineral & Ores Sector recorded declined of -1.94% in rupee terms (-8.24% in dollar terms).

### Non-Mineral Sector:

Auto Tyres and Tubes Panel is the highest contributor in the Non-Minerals Sector with the export value of Rs.90584.72 Million (USD 1384.33 Million) during the year 2015-16. Animal By Products Panel registered the highest export growth of 23.31% in rupee terms (14.53% in dollar terms) during 2015-16 followed by Plywood and Allied Products Panel (16.56% in rupee terms and 8.81% in dollar terms), Books, Publications and Printing Panel (14.56% in rupee terms and 6.82% in dollar terms), Ceramic and Allied Products incl. Refractories Panel (14.11% in rupee terms and 6.61% in dollar terms), Miscellaneous Products Panel (11.14% in rupee terms and 3.89% in dollar terms), Glass and Glassware Panel (7.37% in rupee terms and 0.39% in dollar terms), Paper, Paper Board and Paper Products (6.20% in rupee terms and -0.78% in dollar terms), etc. Overall, the Non-Mineral Sector recorded a growth of 1.01% in rupee terms (-5.67% in dollar terms).



**2.4 TOP THIRTY EXPORT DESTINATIONS OF ALL MERCHANDISE OF CAPEXIL DURING THE YEAR 2015-16:**

*Value in Rs. Million*

RANK	COUNTRY	CAPEXIL'S TOTAL EXPORT*	INDIA'S TOTAL EXPORT*	% SHARE OF CAPEXIL IN INDIA'S EXPORTS TO THIS COUNTRY	% SHARE OF THIS COUNTRY IN CAPEXIL'S TOTAL EXPORT
1	U S A	104132.65	2635241.60	3.95	12.22
2	CHINA P RP	73737.00	590527.80	12.49	8.65
3	U ARAB EMTS	45471.97	1982572.70	2.29	5.34
4	KOREA RP	41511.02	231878.00	17.90	4.87
5	GERMANY	35702.89	464606.00	7.68	4.19
6	U K	33578.56	577752.00	5.81	3.94
7	SAUDI ARAB	32679.75	417965.10	7.82	3.83
8	SRI LANKA DSR	24691.77	346399.60	7.13	2.90
9	BANGLADESH PR	23932.44	380137.90	6.30	2.81
10	NEPAL	22130.21	249030.60	8.89	2.60
11	MALAYSIA	19940.84	241589.70	8.25	2.34
12	TURKEY	15214.68	271362.90	5.61	1.79
13	NETHERLAND	15102.08	308995.70	4.89	1.77
14	INDONESIA	14931.85	185850.80	8.03	1.75
15	IRAN	14666.76	181768.10	8.07	1.72
16	ITALY	14408.38	276330.00	5.21	1.69
17	MEXICO	13423.43	187936.70	7.14	1.58
18	JAPAN	13316.45	305038.10	4.37	1.56
19	EGYPT A RP	12194.31	152716.50	7.98	1.43
20	FRANCE	12131.08	303124.60	4.00	1.42
21	VIETNAM SOC REP	11400.82	346169.10	3.29	1.34
22	BRAZIL	10905.40	172602.00	6.32	1.28
23	BELGIUM	10841.55	333149.40	3.25	1.27
24	TAIWAN	10289.85	93242.10	11.04	1.21
25	THAILAND	9810.34	196930.40	4.98	1.15
26	AUSTRALIA	9302.90	213564.10	4.36	1.09
27	CANADA	9106.84	134226.20	6.78	1.07
28	NIGERIA	8506.52	145234.60	5.86	1.00
29	KENYA	8473.52	197775.50	4.28	0.99
30	SPAIN	7923.60	212156.60	3.73	0.93

*Data Source: MoC Export Import Data Bank*

*\* Provisional Data*



**2.5 TOP THIRTY EXPORT DESTINATIONS OF MINERAL AND ORES DURING THE YEAR 2015-16:**

*Value in Rs. Million*

RANK	COUNTRY	CAPEXIL'S TOTAL EXPORT*
1	CHINA P RP	63802.47
2	KOREA RP	36934.04
3	U S A	27394.78
4	MALAYSIA	14980.25
5	U ARAB EMTS	14869.28
6	U K	12161.04
7	BANGLADESH PR	10007.18
8	MEXICO	7842.04
9	TAIWAN	7574.45
10	SAUDI ARAB	6998.86
11	INDONESIA	6631.34
12	JAPAN	6157.04
13	TURKEY	6127.47
14	IRAN	5603.39
15	EGYPT A RP	5601.08
16	VIETNAM SOC REP	5315.36
17	NEPAL	5127.84
18	GERMANY	4686.95
19	ITALY	4482.42
20	SINGAPORE	3760.79
21	BELGIUM	3304.80
22	CANADA	3077.94
23	QATAR	2533.55
24	BRAZIL	2514.69
25	POLAND	2387.69
26	NETHERLAND	2362.96
27	THAILAND	2171.63
28	FRANCE	2147.65
29	SPAIN	1907.16
30	COLOMBIA	1898.70

*Data Source: MoC Export Import Data Bank*

*\* Provisional Data*



**2.6 TOP THIRTY EXPORT DESTINATIONS OF NON-MINERAL PRODUCTS DURING THE YEAR 2015-16:**

*Value in Rs. Million*

RANK	COUNTRY	CAPEXIL'S TOTAL EXPORT*
1	U S A	76737.87
2	GERMANY	31015.95
3	U ARAB EMTS	30602.69
4	SAUDI ARAB	25680.88
5	SRI LANKA DSR	24220.60
6	U K	21417.52
7	NEPAL	17002.37
8	BANGLADESH PR	13925.25
9	NETHERLAND	12739.12
10	FRANCE	9983.42
11	CHINA P RP	9934.53
12	ITALY	9925.95
13	TURKEY	9087.22
14	IRAN	9063.38
15	BRAZIL	8390.71
16	INDONESIA	8300.51
17	AUSTRALIA	8123.62
18	KENYA	7841.38
19	NIGERIA	7701.27
20	THAILAND	7638.71
21	BELGIUM	7536.75
22	JAPAN	7159.41
23	PHILIPPINES	6976.65
24	EGYPT A RP	6593.23
25	SOUTH AFRICA	6591.70
26	VIETNAM SOC REP	6085.46
27	CANADA	6028.91
28	SPAIN	6016.44
29	ETHIOPIA	5905.34
30	MEXICO	5581.38

*Data Source: MoC Export Import Data Bank*

*\* Provisional Data*

**2.7 REGION / COUNTRY-WISE DISTRIBUTION OF EXPORTS OF CAPEXIL'S PRODUCTS IN WORLD MARKET DURING 2015-16:**

*Value in Rs. Million*

REGION/COUNTRY	CAPEXIL'S TOTAL EXPORT*	INDIA'S TOTAL EXPORT*	% SHARE OF CAPEXIL IN INDIA'S EXPORTS TO THIS REGION/ COUNTRY	% SHARE OF THIS REGION/COUNTRY IN CAPEXIL'S TOTAL EXPORT
<b>Region: ASEAN</b>	<b>73247.13</b>	<b>1650067.00</b>	<b>4.44</b>	<b>8.60</b>
BRUNEI	103.17	1856.80	5.56	0.01
CAMBODIA	295.76	9350.50	3.16	0.03
INDONESIA	14931.85	185850.80	8.03	1.75
LAO PD RP	29.07	2461.20	1.18	0.00
MALAYSIA	19940.84	241589.70	8.25	2.34
MYANMAR	1562.02	70655.50	2.21	0.18
PHILIPPINES	7475.92	89750.60	8.33	0.88
SINGAPORE	7697.34	505452.40	1.52	0.90
THAILAND	9810.34	196930.40	4.98	1.15
VIETNAM SOC REP	11400.82	346169.10	3.29	1.34
<b>Region: CARs Countries</b>	<b>1074.54</b>	<b>23684.60</b>	<b>4.54</b>	<b>0.13</b>
KAZAKHSTAN	711.55	9943.70	7.16	0.08
KYRGHYZSTAN	10.21	1635.80	0.62	0.00
TAJIKISTAN	11.03	1455.00	0.76	0.00
TURKMENISTAN	149.19	4466.20	3.34	0.02
UZBEKISTAN	192.57	6183.90	3.11	0.02
<b>Region: Central Africa</b>	<b>5989.75</b>	<b>81937.60</b>	<b>7.31</b>	<b>0.70</b>
BURUNDI	146.87	1900.00	7.73	0.02
C AFRI REP	5.86	605.00	0.97	0.00
CHAD	28.82	2835.00	1.02	0.00
CONGO D. REP.	789.10	20851.90	3.78	0.09
MALAWI	1077.36	11536.20	9.34	0.13
RWANDA	432.72	6897.70	6.27	0.05
UGANDA	3509.03	37311.80	9.40	0.41
<b>Region: East Africa</b>	<b>21858.97</b>	<b>477478.60</b>	<b>4.58</b>	<b>2.57</b>
COMOROS	44.42	1116.70	3.98	0.01
DJIBOUTI	748.13	13344.70	5.61	0.09
ETHIOPIA	6058.99	51981.70	11.66	0.71
KENYA	8473.52	197775.50	4.28	0.99
MADAGASCAR	567.92	12841.20	4.42	0.07
MAURITIUS	996.28	55727.10	1.79	0.12
REUNION	190.69	2794.70	6.82	0.02
SEYCHELLES	230.14	2243.20	10.26	0.03
SOMALIA	546.08	31649.80	1.73	0.06
TANZANIA REP	4002.81	108004.00	3.71	0.47



REGION/COUNTRY	CAPEXIL'S TOTAL EXPORT*	INDIA'S TOTAL EXPORT*	% SHARE OF CAPEXIL IN INDIA'S EXPORTS TO THIS REGION/COUNTRY	% SHARE OF THIS REGION/COUNTRY IN CAPEXIL'S TOTAL EXPORT
<b>Region: East Asia (Oceania)</b>	<b>11286.33</b>	<b>240019.10</b>	<b>4.70</b>	<b>1.32</b>
AUSTRALIA	9302.90	213564.10	4.36	1.09
FIJI IS	179.94	2908.00	6.19	0.02
KIRIBATI REP	4.19	61.50	6.81	0.00
NAURU RP	0.00	0.40	0.00	0.00
NEW ZEALAND	1525.43	20156.10	7.57	0.18
PAPUA N GNA	222.25	2572.10	8.64	0.03
SAMOA	7.99	146.10	5.47	0.00
SOLOMON IS	13.59	178.80	7.60	0.00
TIMOR LESTE	17.49	224.30	7.80	0.00
TONGA	3.56	72.60	4.90	0.00
TUVALU	0.00	3.50	0.00	0.00
VANUATU REP	9.00	131.60	6.84	0.00
<b>Region: EU Countries</b>	<b>155222.44</b>	<b>2914764.50</b>	<b>5.33</b>	<b>18.21</b>
AUSTRIA	1225.14	22282.20	5.50	0.14
BELGIUM	10841.55	333149.40	3.25	1.27
BULGARIA	639.89	9494.60	6.74	0.08
CYPRUS	121.13	3906.50	3.10	0.01
CZECH REPUBLIC	587.13	31820.00	1.85	0.07
DENMARK	2488.19	45152.50	5.51	0.29
ESTONIA	482.29	4169.10	11.57	0.06
FINLAND	1038.92	16307.30	6.37	0.12
FRANCE	12131.08	303124.60	4.00	1.42
GERMANY	35702.89	464606.00	7.68	4.19
GREECE	1280.67	22035.50	5.81	0.15
HUNGARY	386.19	22584.40	1.71	0.05
IRELAND	2338.23	34426.40	6.79	0.27
ITALY	14408.38	276330.00	5.21	1.69
LATVIA	766.20	5187.10	14.77	0.09
LITHUANIA	416.19	5785.90	7.19	0.05
LUXEMBOURG	27.80	529.30	5.25	0.00
MALTA	149.78	21172.90	0.71	0.02
NETHERLAND	15102.08	308995.70	4.89	1.77
POLAND	6708.37	67184.40	9.99	0.79
PORTUGAL	1868.12	38661.00	4.83	0.22
ROMANIA	1404.38	16759.80	8.38	0.16
SLOVAK REP	455.61	8990.00	5.07	0.05
SLOVENIA	782.55	17440.90	4.49	0.09
SPAIN	7923.60	212156.60	3.73	0.93
SWEDEN	2367.54	44760.40	5.29	0.28
U K	33578.56	577752.00	5.81	3.94

REGION/COUNTRY	CAPEXIL'S TOTAL EXPORT*	INDIA'S TOTAL EXPORT*	% SHARE OF CAPEXIL IN INDIA'S EXPORTS TO THIS REGION/COUNTRY	% SHARE OF THIS REGION/COUNTRY IN CAPEXIL'S TOTAL EXPORT
<b>Region: European Free Trade Associatipn (EFTA)</b>	<b>2079.32</b>	<b>100743.40</b>	<b>2.06</b>	<b>0.24</b>
ICELAND	28.24	1217.60	2.32	0.00
LIECHTENSTEIN	0.91	54.60	1.66	0.00
NORWAY	1337.55	34809.20	3.84	0.16
SWITZERLAND	712.61	64662.00	1.10	0.08
<b>Region: Latin America</b>	<b>27460.73</b>	<b>491828.00</b>	<b>5.58</b>	<b>3.22</b>
ANTIGUA	1.65	168.00	0.98	0.00
ARGENTINA	2094.88	35098.40	5.97	0.25
BAHAMAS	13.65	789.20	1.73	0.00
BARBADOS	24.22	689.60	3.51	0.00
BELIZE	25.25	951.30	2.65	0.00
BERMUDA	0.50	169.10	0.29	0.00
BOLIVIA	308.73	4865.30	6.35	0.04
BR VIRGN IS	3.52	55.30	6.37	0.00
BRAZIL	10905.40	172602.00	6.32	1.28
CAYMAN IS	5.66	233.70	2.42	0.00
CHILE	1519.86	44510.90	3.41	0.18
COLOMBIA	3502.80	58034.20	6.04	0.41
COSTA RICA	494.95	8839.00	5.60	0.06
CUBA	262.86	3532.50	7.44	0.03
DOMINIC REP	265.52	11492.90	2.31	0.03
DOMINICA	7.77	96.10	8.09	0.00
ECUADOR	1184.68	10000.60	11.85	0.14
EL SALVADOR	191.16	4482.10	4.27	0.02
FALKLAND IS	0.00	0.20	0.00	0.00
FR GUIANA	5.10	76.50	6.66	0.00
GRENADA	1.89	122.20	1.54	0.00
GUADELOUPE	11.80	187.20	6.30	0.00
GUATEMALA	810.25	16757.20	4.84	0.10
GUYANA	123.97	1428.90	8.68	0.01
HAITI	396.86	4061.40	9.77	0.05
HONDURAS	589.30	10141.40	5.81	0.07
JAMAICA	136.86	2634.90	5.19	0.02
MARTINIQUE	14.08	294.30	4.78	0.00
MONTSERRAT	0.00	63.30	0.00	0.00
NETHERLANDANTIL	110.42	2428.30	4.55	0.01
NICARAGUA	467.08	5411.70	8.63	0.05
PANAMA REPUBLIC	472.12	13186.40	3.58	0.06
PARAGUAY	140.15	6438.00	2.18	0.02
PERU	2570.34	45961.20	5.59	0.30



REGION/COUNTRY	CAPEXIL'S TOTAL EXPORT*	INDIA'S TOTAL EXPORT*	% SHARE OF CAPEXIL IN INDIA'S EXPORTS TO THIS REGION/COUNTRY	% SHARE OF THIS REGION/COUNTRY IN CAPEXIL'S TOTAL EXPORT
ST KITT N A	4.97	144.80	3.43	0.00
ST LUCIA	9.05	176.10	5.14	0.00
ST VINCENT	8.30	35.50	23.37	0.00
SURINAME	63.71	840.80	7.58	0.01
TRINIDAD	227.49	6068.00	3.75	0.03
TURKS C IS	0.00	10.60	0.00	0.00
URUGUAY	252.51	9952.40	2.54	0.03
VENEZUELA	230.85	8517.80	2.71	0.03
VIRGIN IS US	0.57	278.70	0.21	0.00
<b>Region: NE Asia</b>	<b>142625.33</b>	<b>2024809.00</b>	<b>7.04</b>	<b>16.74</b>
CHINA P RP	73737.00	590527.80	12.49	8.65
HONG KONG	3353.50	796147.00	0.42	0.39
JAPAN	13316.45	305038.10	4.37	1.56
KOREA DP RP	393.25	7298.10	5.39	0.05
KOREA RP	41511.02	231878.00	17.90	4.87
MACAO	5.37	129.20	4.15	0.00
MONGOLIA	18.90	548.70	3.44	0.00
TAIWAN	10289.85	93242.10	11.04	1.21
<b>Region: North Africa</b>	<b>19730.92</b>	<b>300220.30</b>	<b>6.57</b>	<b>2.32</b>
ALGERIA	2439.74	51347.60	4.75	0.29
EGYPT A RP	12194.31	152716.50	7.98	1.43
LIBYA	1021.23	8012.20	12.75	0.12
MOROCCO	1054.29	22458.20	4.69	0.12
SUDAN	2406.53	51096.90	4.71	0.28
TUNISIA	614.82	14588.90	4.21	0.07
<b>Region: North America</b>	<b>126662.92</b>	<b>2957404.50</b>	<b>4.28</b>	<b>14.86</b>
CANADA	9106.84	134226.20	6.78	1.07
MEXICO	13423.43	187936.70	7.14	1.58
U S A	104132.65	2635241.60	3.95	12.22
<b>Region: Other CIS Countries</b>	<b>6870.21</b>	<b>133064.90</b>	<b>5.16</b>	<b>0.81</b>
ARMENIA	58.64	1549.20	3.79	0.01
AZERBAIJAN	49.20	2182.20	2.25	0.01
BELARUS	38.35	2345.90	1.63	0.00
GEORGIA	277.82	5421.80	5.12	0.03
MOLDOVA	17.64	510.30	3.46	0.00
RUSSIA	4272.98	104089.10	4.11	0.50
UKRAINE	2155.57	16966.40	12.70	0.25



REGION/COUNTRY	CAPEXIL'S TOTAL EXPORT*	INDIA'S TOTAL EXPORT*	% SHARE OF CAPEXIL IN INDIA'S EXPORTS TO THIS REGION/COUNTRY	% SHARE OF THIS REGION/COUNTRY IN CAPEXIL'S TOTAL EXPORT
<b>Region: Other European Countries</b>	<b>16489.39</b>	<b>282452.50</b>	<b>5.84</b>	<b>1.93</b>
ALBANIA	460.01	1576.10	29.19	0.05
BOSNIA-HRZGOVIN	141.25	1294.70	10.91	0.02
CROATIA	599.08	7366.90	8.13	0.07
MACEDONIA	74.38	841.90	8.83	0.01
TURKEY	15214.68	271362.90	5.61	1.79
UNION OF SERBIA & MONTENEGRO	0.00	10.00	0.00	0.00
<b>Region: Other South African Countries</b>	<b>5135.44</b>	<b>128222.70</b>	<b>4.01</b>	<b>0.60</b>
ANGOLA	661.47	14544.10	4.55	0.08
MOZAMBIQUE	2463.14	80874.40	3.05	0.29
ZAMBIA	1692.46	19473.00	8.69	0.20
ZIMBABWE	318.38	13331.20	2.39	0.04
<b>Region: Other West Asia</b>	<b>26684.13</b>	<b>517949.30</b>	<b>5.15</b>	<b>3.13</b>
IRAN	14666.76	181768.10	8.07	1.72
IRAQ	4419.34	65497.60	6.75	0.52
ISRAEL	3445.09	186987.80	1.84	0.40
JORDAN	1395.81	32654.90	4.27	0.16
LEBANON	1348.55	15729.30	8.57	0.16
SYRIA	489.63	8958.10	5.47	0.06
YEMEN REPUBLC	918.95	26353.50	3.49	0.11
<b>Region: South Asia</b>	<b>82301.23</b>	<b>1189377.30</b>	<b>6.92</b>	<b>9.66</b>
AFGHANISTAN TIS	846.81	34360.30	2.46	0.10
BANGLADESH PR	23932.44	380137.90	6.30	2.81
BHUTAN	2045.55	28854.70	7.09	0.24
MALDIVES	2568.48	11703.10	21.95	0.30
NEPAL	22130.21	249030.60	8.89	2.60
PAKISTAN IR	6085.97	138891.10	4.38	0.71
SRI LANKA DSR	24691.77	346399.60	7.13	2.90
<b>Region: Southern African Customs Union (SACU)</b>	<b>7521.63</b>	<b>248189.40</b>	<b>3.03</b>	<b>0.88</b>
BOTSWANA	83.74	3453.00	2.43	0.01
LESOTHO	1.20	1962.00	0.06	0.00
NAMIBIA	26.10	4840.10	0.54	0.00
SOUTH AFRICA	6938.24	234059.60	2.96	0.81
SWAZILAND	472.35	3874.70	12.19	0.06
<b>Region: Unspecified</b>	<b>904.05</b>	<b>257011.80</b>	<b>0.35</b>	<b>0.11</b>
AMERI SAMOA	0.04	10.00	0.41	0.00
ANDORRA	0.26	7.70	3.40	0.00
ANGUILLA	0.01	1.00	1.00	0.00
ANTARTICA	0.00	0.10	0.00	0.00
ARUBA	3.57	454.10	0.79	0.00



REGION/COUNTRY	CAPEXIL'S TOTAL EXPORT*	INDIA'S TOTAL EXPORT*	% SHARE OF CAPEXIL IN INDIA'S EXPORTS TO THIS REGION/COUNTRY	% SHARE OF THIS REGION/COUNTRY IN CAPEXIL'S TOTAL EXPORT
CHRISTMAS IS.	0.00	1.60	0.00	0.00
COOK IS	0.03	3.30	0.82	0.00
ERITREA	34.58	422.00	8.19	0.00
FAROE IS.	0.00	114.60	0.00	0.00
FR POLYNESIA	4.27	250.50	1.70	0.00
FR S ANT TR	0.00	3.90	0.00	0.00
GIBRALTAR	0.05	77962.10	0.00	0.00
GREENLAND	0.00	569.30	0.00	0.00
GUAM	1.50	25.10	5.96	0.00
MARSHALL ISLAND	1.42	6697.30	0.02	0.00
MICRONESIA	2.71	23.40	11.58	0.00
MONACO	1.56	68.10	2.29	0.00
MONTENEGRO	431.80	1721.10	25.09	0.05
N. MARIANA IS.	0.37	35.60	1.04	0.00
NEW CALEDONIA	41.74	306.30	13.63	0.00
NIUE IS	0.00	2.60	0.00	0.00
NORFOLK IS	0.00	22.20	0.00	0.00
PALAU	0.00	1.00	0.00	0.00
PANAMA C Z	3.73	10.70	34.84	0.00
PUERTO RICO	261.20	7554.80	3.46	0.03
SAHARWI A.DM RP	0.04	0.10	35.00	0.00
SAN MARINO	0.07	17.30	0.40	0.00
SERBIA	78.45	2829.80	2.77	0.01
UNSPECIFIED	35.36	157881.60	0.02	0.00
US MINOR OUTLYING ISLANDS	1.31	11.20	11.68	0.00
VATICAN CITY	0.00	3.40	0.00	0.00
<b>Region: West Africa</b>	<b>19892.43</b>	<b>399107.10</b>	<b>4.98</b>	<b>2.33</b>
BENIN	384.12	27979.50	1.37	0.05
BURKINA FASO	594.08	7161.10	8.30	0.07
CAMEROON	733.95	12456.90	5.89	0.09
CAPE VERDE IS	6.63	93.70	7.08	0.00
CONGO P REP	412.77	10891.10	3.79	0.05
COTE D'IVOIRE	1501.68	26006.90	5.77	0.18
EQUATL GUINEA	37.28	1159.00	3.22	0.00
GABON	96.05	2418.20	3.97	0.01
GAMBIA	157.31	3913.40	4.02	0.02
GHANA	3359.78	40908.40	8.21	0.39
GUINEA	781.60	18194.20	4.30	0.09
GUINEA BISSAU	5.35	953.40	0.56	0.00
LIBERIA	627.52	8740.30	7.18	0.07
MALI	663.48	7078.00	9.37	0.08

REGION/COUNTRY	CAPEXIL'S TOTAL EXPORT*	INDIA'S TOTAL EXPORT*	% SHARE OF CAPEXIL IN INDIA'S EXPORTS TO THIS REGION/COUNTRY	% SHARE OF THIS REGION/COUNTRY IN CAPEXIL'S TOTAL EXPORT
MAURITANIA	226.28	3824.60	5.92	0.03
NIGER	107.34	5281.50	2.03	0.01
NIGERIA	8506.52	145234.60	5.86	1.00
SAO TOME	5.79	60.90	9.50	0.00
SENEGAL	954.62	35759.20	2.67	0.11
SIERRA LEONE	303.07	5945.70	5.10	0.04
ST HELENA	0.00	10.60	0.00	0.00
TOGO	427.24	35035.90	1.22	0.05
<b>Region: West Asia- GCC</b>	<b>99159.37</b>	<b>2727845.10</b>	<b>3.64</b>	<b>11.64</b>
BAHARAIN IS	2543.39	42591.10	5.97	0.30
KUWAIT	6208.65	81589.10	7.61	0.73
OMAN	6423.46	144084.20	4.46	0.75
QATAR	5832.14	59042.90	9.88	0.68
SAUDI ARAB	32679.75	417965.10	7.82	3.83
U ARAB EMTS	45471.97	1982572.70	2.29	5.34
<b>Grand Total</b>	<b>852196.23</b>	<b>17146176.70</b>	<b>4.97</b>	<b>100.00</b>

Data Source: MoC Export Import Data Bank

\* Provisional Data

### 2.8 REGION-WISE DISTRIBUTION OF EXPORTS OF CAPEXIL'S PRODUCTS IN WORLD MARKET DURING 2015-16:

REGION	CAPEXIL'S TOTAL EXPORT* Values in Rs. Million	INDIA'S TOTAL EXPORT* Values in Rs. Million	% SHARE OF CAPEXIL IN INDIA'S EXPORTS TO THIS REGION	% SHARE OF THIS REGION IN CAPEXIL'S TOTAL EXPORT
ASEAN	73247.13	1650067.00	4.44	8.60
CARs Countries	1074.54	23684.60	4.54	0.13
Central Africa	5989.75	81937.60	7.31	0.70
East Africa	21858.97	477478.60	4.58	2.57
East Asia (Oceania)	11286.33	240019.10	4.70	1.32
EU Countries	155222.44	2914764.50	5.33	18.21
European Free Trade Associatipn (EFTA)	2079.32	100743.40	2.06	0.24
Latin America	27460.73	491828.00	5.58	3.22
NE Asia	142625.33	2024809.00	7.04	16.74
North Africa	19730.92	300220.30	6.57	2.32
North America	126662.92	2957404.50	4.28	14.86
Other CIS Countries	6870.21	133064.90	5.16	0.81
Other European Countries	16489.39	282452.50	5.84	1.93
Other South African Countries	5135.44	128222.70	4.01	0.60
Other West Asia	26684.13	517949.30	5.15	3.13
South Asia	82301.23	1189377.30	6.92	9.66
Southern African Customs Union (SACU)	7521.63	248189.40	3.03	0.88
Unspecified	904.05	257011.80	0.35	0.11
West Africa	19892.43	399107.10	4.98	2.33
West Asia- GCC	99159.37	2727845.10	3.64	11.64
<b>Grand Total</b>	<b>852196.23</b>	<b>17146176.70</b>	<b>4.97</b>	<b>100.00</b>

Data Source: MoC Export Import Data Bank

\* Provisional Data



### 3. POLICY CONSTRAINTS VIS –A-VIS CAPEXIL’S REPRESENTATIONS AND ASSISTANCE

#### 3.1 A BRIEF ACCOUNT

During 2015-16, the Council’s important representations/recommendations were with regard to -

- Removal of operational problems of exporters in Ports, Customs, Excise, Navy etc.,
- Amendment/modification of the policy provisions that affected exports,
- Addition/Alteration/Modification in the existing input-output norms,
- Fixation of norms for new export products,
- Continuance as also fixation of ‘All Industry’ rates of duty drawback for CAPEXIL’s products,

Besides, CAPEXIL furnished necessary feedback on export promotional matters to the authorities concerned as and when sought. A number of CAPEXIL representations during 2015-16 received due consideration of the Government.

#### **Highlights of the representations and proposals submitted by Capexil to the concerned authorities for facilitation of exports:**

##### **ISSUES RELATED TO MINISTRY OF COMMERCE & INDUSTRY, GOVERNMENT OF INDIA :**

- CAPEXIL has provided the clarification on DEPB Serial No. 899, as required by the Commerce Ministry, Govt. of India,
- A detail list of Rubber Products and Auto Tyres Tubes Products with their respective HS Codes submitted to Ministry of Commerce as desired by them.
- As desired by Ministry of Commerce & Industry, Govt. of India the Council has studied the questionnaire received from them and in consultation with ATMA, and has given the feedback / input for the following subject.
  - a) Quantum of Domestic Tyre production in India.
  - b) How much of the domestic tyre production is exported.
  - c) Quantum of Natural Rubber (NR) being imported for the purpose of tyre production and reason for the same.
  - d) Quantum of domestic Natural Rubber (NR) being used in tyre production.
  - e) Present customs duty on raw material & finished goods of tyre industry.
  - f) Competitiveness/ analysis of Indian tyre industries vis-à-vis China in terms of product portfolio, value addition, technological up-gradation.
- The Ministry of Commerce & Industry has received a representation from Gujarat Paper Mill Association with regards to Paper & Paper Board Products falls under the purview of CAPEXIL. In this connection CAPEXIL has submitted the detailed inputs as required by the Ministry.
- Capexil has sent the detail representation to the Ministry requesting to Review of Custom Duty on Bauxites items.
- Prepared and sent a detailed note to Ministry on PMO reference regarding PQ regulation on Import of Wood and Article of Wood.
- Mr. M. F. Vohra, Chairman of Rubber Products Panel has written to Ministry of Commerce & Industry regarding ongoing issues related to Electrical Insulation Mat under IS 15652/2006 be made of Elastomers.
- Prepared and sent a detailed note to the Ministry on Gender Budgeting for Preparation of Annual Action Plan.
- The Council has sought an extension through DG, Anti-Dumping & Allied Duties, Ministry of Commerce, Govt. of India for Disclosure Settlement in the Sunset Review of NBR imports from South Korea.
- CAPEXIL prepared and sent representation to Ministry of Commerce requesting for intervention in the matter of retrospective assessment procedure of USA resulting into cross cumulation by charging Countervailing duty on Paper Stationery Products exported from India.

- A detailed communication sent to Ministry requesting for upward revision in the benefit under MEIS Scheme for Heat Resistant Rubber Tension Tap/Sheets.
- In order to select a new incumbent for the post of President, Indian Rubber Manufacturers Research Association (IRMRA) w.e.f. October 2015, the Council has nominated Shri Rajendra V. Gandhi, Managing Director of GRP Ltd, Mumbai as President IRMRA.
- In order to update the new Commerce Secretary, a detailed Presentation on Council and its activities, Strategies for enhancing exports etc. prepared and sent to Ministry of Commerce, Govt. of India.
- As desired by Embassy of India, Kathmandu, Nepal, the Council has submitted 8 copies of specimen signatures of the Authorized Signatories under SAPTA/SAFTA.
- As required by Ministry of Commerce & Industry, Govt. of India, the Council has submitted the reasons for fall in export of Tyres ad Tubes Sector falls under the purview of Council.
- Point wise comments on Ease of Doing Business sent to Ministry of Commerce & Industry, Government of India
- CAPEXIL's inputs on Para 5,11,24,27 & 38 of the Recommendations of the Parliamentary Standing Committee submitted to Ministry of Commerce & Industry as required by them.
- The Council has provided the inputs on Concessions to Sectors of Economy to Ministry of Commerce & Industry, Govt. of India as required by them.
- A recommendation was sent to Commerce Secretary and to the DGFT to include export of sawn timber made exclusively out of imported logs/timber to Nepal through Land Customs Station in the Foreign Trade Policy.
- As desired by Ministry of Commerce & Industry, Govt. of India, the Council has prepared and sent information on data on exports of CAPEXIL Panels for the last 6 years.
- As required by Ministry of Commerce & Industry, Govt. of India, the Council has prepared & sent the following Pre-Budget Proposals for the year 2016-17 to the Ministry:
  - a) Removal of Export Duty for the product upgraded Beneficiated Ilmenite – Synthetic Rutile
  - b) Cess on Natural Rubber to be abolished – Modvatable
  - c) Reduction of Import Duty for Natural Rubber Dry & Natural Latex
- Prepared and sent a Strategy Paper for boosting exports of CAPEXIL products to Ministry of Commerce & Industry, Government of India.
- APTA Questionnaire on Certificate of Origin/Proforma with required information submitted to RMTR Division, Department of Commerce, Govt. of India.
- Prepared and submitted CAPEXIL's Strategy Paper to CIS Countries to Ministry of Commerce & Industry, Govt. of India as required by them.
- As desired by Ministry of Commerce & Industry, Govt. of India, the Council has prepared and sent a detailed list on Non-Tariff Barriers in overseas markets for CAPEXIL products.
- Prepared and sent a Strategy Paper for boosting exports of CAPEXIL products to Kuwait as desired by Ambassador of India, Kuwait through Ministry of Commerce & Industry, Govt. of India.
- The Council has prepared and sent a detailed list of Rubber Manufactured & Auto Tyres & Tubes products where India want to get Duty reduction from the RCEP member countries. Also prepared and sent the lists of raw material products for the above mentioned industry where India can offer duty reduction to RCEP member countries.
- A suitable reply sent to Ministry of Commerce & Industry, Govt. of India regarding importing high quality Latex and Latex Timber Clone from India and training of human resources.
- A detailed reply prepared and sent to Ministry of Commerce & Industry, Government of India for inclusion of additional items under Animal By Products Panel (ITC HS Code 41015020) of CAPEXIL. CAPEXIL shall be Competent Authority for this product and take only the responsibility in maintaining the quality and safety of this export



item processed in the units during production, storing, handling or transporting as per the norms of the European Union.

- The Council has prepared and sent a detailed Note to the Ministry of Commerce, Government of India providing inputs on the India Korea CEPA with regard to Chapter 25 (Salt, Sulphur, Earths and Stone, Plastering Materials, Lime and Cement) & Chapter 49 (Printed Books, News Paper, Pictures and Other products of the Printing Industry).
- The Council has replied to Parliament Question received from Ministry of Commerce & Industry, Government of India regarding continued crash in the Prices of Rubber during the last 3 years.
- The CAPEXIL has sent a detailed reply to Parliament Question dated 23rd November 2015 regarding its exports of Chemical based Allied Products from India.
- An update prepared and sent to Ministry of Commerce, Government of India about CAPEXIL and its activities for Preparation of Annual Report of the Department of Commerce for the year 2015-16.
- Replied to Parliament Question received from Ministry of Commerce, Government of India regarding major mineral deposits in the Nagpur District in Rajasthan.
- The Council replied to Parliament Question dated 23rd November 2015 received from Ministry of Commerce & Industry, Government of India providing inputs regarding dumped tyre products from China.
- As desired by Ministry of Commerce, Government of India, the Council has provided details of various trade related issues of CAPEXIL Panels.
- As desired by Ministry of Commerce, Govt. of India prepared and sent a Comprehensive Note on Impact of various FTA's on CAPEXIL Products and its major aspects while negotiating / concluding various FTAs/PTAs with various countries across the globe.
- The Council has given the inputs for the Lok Sabha Provisional Unstarred Questions No.5514 regarding Import of Tyres / Radial Tyres" to the Ministry of Commerce & Industry, Government of India.
- With regards to Countervailing Duty Administrative Review of Certain Lined Paper Products from India to USA a detailed response mentioning SION Group and SION Number received from M/s. Navneet Education Ltd. & M/s. Kokuyo Riddhi Paper Products Pvt. Ltd. submitted to Ministry of Commerce, Govt. of India.
- The detailed List of Restricted Items of Imports - Retreaded / Used Tyres was furnished to Ministry of Commerce as desired by them.
- The Council prepared and sent the summary of SAFTA Agreement along with analysis of CAPEXIL's products to the Ministry of Commerce Industry.
- As desired by the Ministry of Commerce Industry, Govt. of India, the Council has submitted the following information:
  - a) List of top 10 products of CAPEXIL that carry India's aggressive interest at 8 digit level
  - b) Potential market for those products
  - c) Detail about FTA's and PTA's.
- A detailed Note on India Singapore Comprehensive Economic Co-operation Agreement emphasis on CAPEXIL Products was furnished to Ministry of Commerce Industry.
- With regards to Regional Comprehensive Economic Partnership (RCEP) offered by Japan, the Council examined the schedule of Japan and updated few products for immediate tariff elimination in Japan under Category A and provided the list of 6 additional products for inclusion to the Ministry of Commerce.
- The Council has collected the export data on exports of Lines Paper Products received from M/s. Navneet Education Ltd. & M/s. Kokuyo Riddhi Paper Products Pvt. Ltd. for the period 2014-15 and submitted to the Ministry of Commerce Industry.

- With regard to India EU Broad Bases Trade & Investment Agreement Negotiations, the Council provided information regarding Intimate top 50 tariff lines each on which CAPEXIL have defensive and offensive interests respectively, Tariff lines on which tariff should not be brought down to zero & SPS & TBT measures that Council's products face in EU market, tariff line wise under India and EU Broad Bases Trade & Investment Agreement Negotiations.
- CAPEXIL replied to the Parliament Question regarding measures to develop and increase the export of products from Cement Industry, the total amount allocated, disbursed and utilized in the last three years and the various works done by CAPEXIL to facilitate and ease procedures for exports.
- With regard to initiation of anti-dumping proceeding concerning imports of certain Manganese Oxides originating in Brazil, Georgia, India and Mexico, circular was sent to the concerned members and relevant reply prepared and sent to Ministry of Commerce Industry, Govt. of India.
- A detailed report of Council's activities submitted to the Ministry for the purpose of Annual Report of DIPP 2015-16.
- The Council has made a representation to the Chairman, Norms Committee, Chemicals & Allied Products, MOC & Industry, Dept. of Commerce, Govt. of India requesting for modification of existing Standard Input/Output Norm (SION) Entry at S.No.A 1778 under Products Group: Chemical and Allied Products received from one of our member firm M/s. Indian Toners & Developers Ltd., New Delhi.
- The Council has sent a "Note on India - ASEAN Trade in Goods Agreement" as per CAPEXIL products perspective to the Dept. of Commerce (ASEAN Div.), MOC, Govt. of India.
- The Council has made representation to the Director – EP (CAP) Section, Dept. of Commerce, MOC, Govt. of India regarding Anti-dumping/Countervailing Duty Investigation Petition against Pneumatic Off-the Road Tires (OTR Tires) from India.
- Letter sent to Trade Policy Division, Ministry of Commerce & Industry, Govt. of India regarding "Rules of Origin under RCEP Negotiations" held on 13th January, 2016 at New Delhi.
- Council has made a Budget Proposal with detailed justification / inputs for Paper and Paper Board, Cement, News Print, Pulp & Paper, Automatic Tyres Manufacturers, Glass Manufacturers & Printers and sent to the Director – EP (CAP) Section, Dept. of Commerce, Ministry of Commerce & Industry, Govt. of India.
- The Council has prepared & sent a Note to Ministry of Commerce & Industry, Govt. of India regarding Questionnaire issued by USDOC regarding Countervailing Duty Investigation concerning certain new pneumatic off the road tires from India.
- Representation was made to the Director – EP (CAP) Section, Dept. of Commerce, Govt. of India regarding issues / constraints for exports of Auto Tyres & Tubes, Cement Clinkers & Asbestos Cement Products, Books, Publications & Printing & Glass Industry.
- A note on Inputs for Pulp and Hard Wood Chemical Pulp and Bleached semi Thermo Mechanical Pulp was sent to Dept. of Commerce, Ministry of Commerce & Industry, Govt. of India, New Delhi.
- A representation with detailed justification prepared and sent to Ministry of Commerce requesting to increase Custom Duty on Glass Beads from 17% to 29% and also to reduce on Glass Rove, Glass Tube from 29% to 17%.
- CAPEXIL forwarded to the Dept. of Industrial Policy & Promotion, New Delhi regarding Industry material for India 2016 in respect of certain Ceramic items.
- Inclusion of additional items in the ABP Panel under the purview of CAPEXIL as Competent Authority followed up with the concerned Govt. departments;
- CAPEXIL submitted issues related to import of Crushed Bones for manufacturing Gelatine for Export;
- Export Policy Note on Marble for "Make in India" Programme has been submitted to Ministry;

#### ISSUES RELATED TO MINISTRY OF FINANCE, GOVERNMENT OF INDIA:

- The Council has made representation to the Finance Secretary, Ministry of Finance, GOI and requested the Interest Equalisation Scheme @ 3% per annum on Pre and Post Shipment Rupee Export Credit to eligible exporters from



1st April 2015 for 5 years. One of our member exporter – M/s. DCW Ltd., Mumbai has made a representation to the Council to include the product “Upgraded Beneficiated Ilmenite” (Synthetic Rutile – HS Code 28230090 in Interest Equalisation Scheme.

#### ISSUES RELATED TO DIRECTOR GENERAL OF FOREIGN TRADE (DGFT), GOVERNMENT OF INDIA:

- A detail Representation sent to DGFT, HO, Delhi regarding changes in Validity of Advance Authorisation period in New Foreign Trade Policy 2015-2020.
- The Council made a representation to DGFT HO requesting to enhance Merchandise Exports from India Scheme (MEIS) rate for “Stationery Products”.
- The Council informed DGFT HO that the exporters are unable to submit application form for Status Holder Certificate & MEIS as the system is not updated on their server.
- A detailed representation sent to DGFT justifying to enhance MEIS rate for Rubber Mats
- The Council has prepared and sent a detailed representation to DGFT, HO requesting to consider Australia, New Zealand and Switzerland under country group C under MEIS schedule.
- As desired by member exporter - M/s. N. R. Agarwal Industries Ltd, Mumbai, the CAPEXIL, WR has submitted representation to DGFT requesting Revalidation of Transferable DEIA for another 6 months.
- As requested by one of our member-exporters - M/s B.S. Industries, Mumbai the Council has sent a representation to DGFT, HO to consider firm revalidation of Authorisation for import purpose as it was delayed for 2 months due to transmission issue in the DGFT system.
- As desired by M/s. Heritaze Enterprise, Vadodara, the Council has requested to DGFT, HO to issue Export License for the product – Compound Fertilizer as this product falls under restricted item.
- The Council has taken up the matter with DGFT regarding issues related to MEIS Scheme.
- The Council has sent representation to DGFT, New Delhi for re-consideration of the Notification No.32/2015-2020 dated 20.01.2016 on NR Import Restrictions for allowing import through Mundra Seaport as well or the said Notification should give relaxation to the Advance Authorization holders for Import of Natural Rubber into any sea port in India.
- CAPEXIL had sent a representation to the O/o DGFT, New Delhi requesting to increase of MEIS incentive upto 5% for export products ‘Ball Pen Inks’ – ITC HS Code 32159020.
- Issue related to reduction of incentives for Safety Matches reduced from 5% to 2% taken up with DGFT;
- Taken up Policy clarification for FPS incentives on export of match skillets for the period Feb. 2014-15;
- Inclusion of additional items under the purview of CAPEXIL as Competent Authority under Animal By Products Group;
- The issue of M/s. PRS Tyres Ltd., for regularization/Redemption of Export Obligation against Advance Authorization clubbing third party exports rejected by the O/o the JDGFT, Coimbatore taken up with the DGFT by this office immediately and was clarified and got the problem solved;
- The Problem of M/s. Jothirenga Match Works, Sivakasi, regarding FPS – Non utilization of 25 Shipping Bills taken up with the DGFT and clarified to the member;
- CAPEXIL made a representation for inclusion of items in the ABP Panel under the purview of CAPEXIL as Competent Authority followed up with the concerned Govt. departments;
- CAPEXIL submitted issues related to import of Crushed Bones for manufacturing Gelatine for Export;
- Export Policy Note on Marble for “Make in India” Programme has been submitted;
- M/s. PRS Tyres Ltd., Namakal, - Advance Authorization export fulfillment period wrongly mentioned in the Custom’s Website and since the Customs refused to clear their goods for export. Matter taken up by this office with the



O/o the DGFT and resolved; Further the upload of the same by DGFT and Customs website taken up and got it solved;

- Issuing of M/s. B.S. Industries for Policy relaxation issue taken up with the O/o the DGFT

#### **ISSUE RELATED TO CENTRAL BOARD OF EXCISE & CUSTOMS (CBEC), GOVERNMENT OF INDIA: CUSTOM AUTHORITIES:**

- A representation sent to CBEC requesting for change of HS Code ITC Classification for low & high grade Bauxite items.
- Import of Silicone Sealants (Chapter 3214 1000) correct abatement rate is 35% but when the Bill of entry is generated it comes with 30% due to technical error in the computer system of Air Cargo Mumbai and Nhava Sheva. In this regard, the Council has prepared and sent a detailed representation to JS (Customs), CBEC.
- A representation was prepared and sent to Krishnapatnam Custom Office for release of pending Duty Drawback Claim of member-exporter.
- The Council has approached to Mundra Custom house and requested them to release the pending Duty Drawback claim of member-exporter.
- CAPEXIL had sent a representation to CBEC, New Delhi requesting for a clarification of CBEC for refund of Service Tax under notification 41/2012 dtd.20/6/2012 for channelized items of export through MMTTC as received from M/s S.K. Sarawagi & Co. Pvt. Ltd., Kolkata.
- Miss-match between the compulsory compliance requirements (CCRsS) in ICE:GATE e-commerce portal of Central Board of Excise and Customs and the nature of restrictions mentioned in the Foreign Policy taken up with the Member, Customs, New Delhi;
- Pending Drawback claims of M/s. Sidhartha Gelatines Pvt. Ltd., New Delhi taken up with the CBEC;
- Problem of M/s. R.K. International, Ghaziabad, regarding uploading their Shipping Bills for online issuance of licence under Market Focus System by the Customs. The same was taken up with the O/o the Commissioner, Exports, Thuklakabad and the problem has not been solved so far;

#### **ISSUES RELATED TO CENTRAL EXCISE:**

- The Council has approached to office of Central Excise, Rajkot and requested them to resolve the issue related to pending Brand Rate Fixation in their jurisdiction as desired by our member-exporters.
- The Council has suggested to Jt. Secretary, Ministry of Finance, Govt. of India that legitimate exporters who are directly exporting their products to foreign buyers their place of removal should be considered as their Factory Gate and not the Port or Airport, so that the exporters can continue to get the refund of Service tax.

#### **ISSUES RELATED TO SHIPPING:**

- A detailed representation sent to Secretary, Ministry of Shipping, Govt. of India regarding slowdown by RTG crane operators at Nhava Sheva Port.

#### **ISSUE RELATED TO UCO BANK :**

- The Council has taken up member-exporters issue on export to Iran & their receipt of advance payment from Iran with UCO Bank and accordingly solved the issue.

#### **ISSUES RELATING TO ICEGATE SYSTEM:**

- The Council has prepared and sent a detailed representation to Directorate General of System, ICEGATE informing the erratic functioning of ICEGATE/EDI system resulting into extra ordinary delay in all the works relating to submission, processing, IDM submission and E-payment etc.



## 4. EXPORT PROMOTIONAL ACTIVITIES:

### 4.1 BUSINESS DELEGATION AND BUYER-SELLER MEET CUM EXHIBITION ABROAD:

CAPEXIL organized/participated in the following Fair and Buyer Seller Meets cum Exhibitions abroad as a measure of export promotion.

CAPEXIL organized Participation in CAPEXIL INDIA Pavilion at Equip Auto'2015 Trade Fair at Paris (France) with B2B Meets in Munich (Germany) & Barcelona (Spain) for Indian Rubber Manufactured Products Industry (Non Tyres & Tyres Sectors) during 13th to 23rd October, 2015 under MDA Action Plan 2015-16.

CAPEXIL organized Participation in 48th International Trade Fair cum Exhibition at Algeria including the Multiproduct Buyer Seller Meet in Ethiopia, Kenya and Tanzania during the period from 27/05/2015 to 11/06/2015 under MDA action plan 2015-16.

### 4.2 OVERSEAS TRADE FAIRS/EXHIBITIONS:

During the year 2015-16 under report, Capexil organized participation of its member-firms in the following international fairs/ exhibitions abroad: -

1. London Book Fair, 2015, London, UK, from 14th -16th April, 2015.
2. Abu Dhabi International Book Fair, 2015, Abu Dhabi, UAE from 7th to 13th May, 2015.
3. Beijing International Book Fair, 2015, Beijing, China from 26th to 30th August, 2015.
4. Ghana International Book Fair, 2015, Accra, Ghana from 3rd to 7th November, 2015.
5. Sharjah International Book Fair, 2015, Sharjah , UAE from 4th to 15th November, 2015.
6. Guadalajara International Book Fair, 2015, Guadalajara, Mexico from 28th November to 2nd December, 2015.

### 4.3. PARTICIPATION IN DOMESTIC FAIRS BY CAPEXIL:

CAPEXIL has participated in New Delhi World Book Fair during 9th to 17th January, 2016 at Pragati Maidan, New Delhi.

The Council had collaborated with its logo presence for The Economic Times ACETECH 2015-16 Fair held from 29th October to 1st November 2015 at Bombay Exhibition Centre, Mumbai for the benefit of Panel members especially from Building Materials & Construction. The Council also managed to get complimentary Stand / Readymade Stall in main Hall No. 6 of ACETECH for Catalogue & Publications display.

Participated in Conference on Trans-Pacific Partnership Agreement (TPP) : Issues and Implications for India organized by FICCI held on 20.11.2015 at Mumbai.

CAPEXIL in association with Ministry of Commerce, Government of India, PLEXCONCIL, CHEMEXCIL and SHEFEXCIL organized one of India's Largest Sourcing Show for Chemical based Allied Products –CAPINDIA'16, from 20-22nd March 2016 at Bombay Exhibition Centre, Mumbai. Members from Paper and Stationery Products, Consumer Products, Books, Publication and Periodicals, Packaging, paints, Printing Ink and Products participated in this event. B2B Meet was also organized and more than 125 Overseas Buyers participated in the event.

### 4.4 EXPORT WORKSHOP, SEMINAR, CONFERENCE AND OPEN HOUSE MEET:

The following workshops, seminars, conference and open house meetings were organized and participated in by CAPEXIL during the year under report:

1. CAPEXIL organized Interactive Meet with Senior Officials of Indian Institute of Packaging on “Packaging for Exports” at Andheri (E), Mumbai.
2. CAPEXIL organized Seminar & Interactive Meet in “Analysis of Foreign Trade Policy 2015-20” with Shri Sudhakar Kasture, the renowned Consultant & Director, EXIM Institute, Mumbai.
3. High Level Drawback Committee visited Mumbai for interacting with various Export Promotion Councils including CAPEXIL to review All Industry Rates of Duty Drawback for the year 2015 at Hotel Trident, Nariman Point, Mumbai.
4. CAPEXIL organized 2nd Meeting of Steering Committee for CAPINDIA held at Mumbai.
5. Industry consultation on the ongoing RCEP (Regional Comprehensive Economic Partnership) negotiations at Imperial Hall, Mumbai.
6. Meeting to discuss on Advertising & Partnership for CAPINDIA Event.
7. Interactive Meeting with Trade Associations & Chamber of Commerce on 23.12.2015 at Hotel Ramada Plaza Palm Grove, Juhu Beach, Mumbai.
8. Executive Committee Meeting of CAPINDIA 2016 convened by Shri S. T. Venkatachalapathy, Deputy Secretary, MOC & I at Hotel Ramada Inn at Mumbai.
9. CAPINDIA Promotional Seminar in association with VTPC was organized at Bangalore from 03.00 p.m. to 05.00 p.m. at the Conference Hall, VTPC, Bangalore to disseminate information on the Exhibition in terms of Stall availability, tariff and other services and to invite stakeholders to take this opportunity to exhibit their products in the CAPINDIA Exhibition.
10. A Seminar on Foreign Trade Policy 2015-20 organized jointly by CAPEXIL’s ERO & the Bengal Chamber of Commerce & Industry on 4th May, 2015 in Kolkata
11. An Export Awareness Seminar on the Export Finance & Guarantee in relation to ECGC & Commercial Banks held on 28th March, 2016 at the Park Hotel, Kolkata.
12. Training Programme for Crushed Bone and Ossein and Gelatine Panel Members organized at India International Centre, New Delhi.
13. Seminar Organized jointly by CAPEXIL and Afro Asian Council on co-operation of marketing of Books and Printing in Asia and Africa at Pragati Maidan, New Delhi, coinciding the New Delhi World Book Fair, 2016.

#### **4.5 VISIT OF FOREIGN DIGNITARIES AND TRADE REPRESENTATIVES:**

A good number of foreign buyers/trade representatives and other dignitaries had visited CAPEXIL offices including regional offices and made enquiries related to Indian Products. They were given the relevant information and necessary assistance to source their products from India. A few of them also made presentations before Members in terms of products and services in which they were interested.

#### **4.6 OTHER EXPORT PROMOTIONAL ACTIVITIES:**

During the year under report, information pertaining to overseas enquires were circulated among the members of Capexil. Besides, 220 NOCs had been issued for export of river sand and stone aggregate to Maldives. In addition to those, 168 Annex ‘C’ Certificates, 1491 Health Certificate, 216 Veterinary Certificate and 44 other Certificates for Animal By Products had also been issued during the year under report. A number of other certificates, such as 46 Certificates of origin, 124 Plant Registration & other Certificates, 393 Swan Timber Contract Certificate, 1769 Shipment Clearance Certificates were issued for Animal By Products & Ossein & Gelatine Export and NOC other certificate, 78 Visa recommendation letters to various embassies had also been issued as part of an export facilitation exercise for members of Capexil.



## 5. PUBLICITY AND PUBLICATION

### A. Internal Publicity:

#### (I) Press Relation:

CAPEXIL maintained close liaison with the leading National Dailies and business publications countrywide wherein the Council's activities and achievements were highlighted through various press releases.

#### (II) Publicity through print Media:

CAPEXIL brought out a number of publicity materials in the shape of folders/ handouts /brochures for distribution during overseas fairs/exhibitions, BSM, visit of trade delegations, etc., to ensure wide publicity of members' products abroad.

#### (III) Publications:

In the year under report, the Council brought out various publications viz. CAPEXIL SAMACHAR (e-publishing), Annual Report, A Statistical Profile, Product Profiles and other publicity folders/brochures for circulation / distribution.



6. FINAL ACCOUNT

The Audited statement of accounts for the year ended 31st March, 2016 is appended to the report.



**FINANCIAL STATEMENTS  
WITH AUDITOR' REPORT**

**Report of the Committee of Administration (CoA)****To the Members of CAPEXIL**

Your Committee is pleased to present its 58th Annual Report for the financial year ended on 31st March, 2016 together with the Audited Financial Statement of Accounts and the Auditors' Report for the said period. Your Committee gratefully acknowledges the encouragement, co-operation and support extended by the Members throughout the year. In order to maintain transparency, transactions of major financial impact were discussed in the CoA meetings from time to time.

**Membership**

The Membership strength in the Council as on 31.03.2015 was 3645 and as on 31.03.2016 was 3546.

**Financial Status**

Summary of Income & Expenditure Account

Amount in Rs.

Particulars	2015-16	2014-15
Income from Members & Other Income	686,23,235	539,38,563
Grant-in-Aid from Govt. of India	168,13,431	188,59,531
Interest	45,67,587	47,20,822
Total Income	900,04,253	775,18,916
Total Expenses	802,92,760	740,38,299
<b>Surplus/(Deficit) for the year</b>	<b>97,11,493</b>	<b>34,80,617</b>

The Council is registered under Section 8 of the Companies Act, 2013 as a non-profit entity. Hence, no dividend can be declared by the Council.

**Material Changes And Commitments**

No material changes and commitments affecting the Financial position of the Council occurred between the end of the financial year to which this financial statement relates and the date of this report.

**Conservation of Energy, Technology Absorption, Foreign Exchange Earnings & Outgo****1. Conservation of Energy, Technology Absorption:**

The particulars as required under the provision of Section 134(3)(m) of the Companies Act, 2013 in respect of conservation of energy and technology

absorption have not been furnished considering the nature of activities undertaken by the Council during the year under review.

**2. Foreign Exchange Earnings and Outgo**

During the financial year 2015-16, the foreign exchange earnings of the Council amounted to Rs. Nil as against Rs. 1,95,592 in the previous year. The expenditure in foreign exchange during the financial year was Rs. 1,51,62,852 as compared to Rs. 1,07,70,243 in the previous year.

**Loan, Guarantees or Investments**

Particulars of loans given, investment made, guarantees given, if any, and the purpose for which the loan or guarantee and investment is proposed to be utilised are provided in the standalone financial statement in note nos. G & J

**Extract of Annual Return**

In accordance with Section 134(3)(a) of the Companies Act, 2013, an extract of the Annual Return for the financial year ended 31st March, 2016 in Form MGT-9 is appended as Annexure - 1 to the CoA Report.

**Internal Financial Control**

The Council has a proper and adequate internal control system commensurate with its nature of activities and meets the following objectives:

- providing assurance regarding the effectiveness and efficiency of operations;
- efficient use and safeguarding of resources;
- compliance with policies, procedures and applicable laws and regulations; and
- transactions being accurately recorded and promptly reported.

The members of the CoA regularly review the adequacy of internal control system.

**Committee Responsibility Statement**

As stipulated in Section 134(3)(c) of the Companies Act, 2013, your Committee subscribes to the "Committee Responsibility Statement" and confirms as under:

- 1) That in the preparation of the Annual Accounts, the applicable Accounting Standards have been followed and there are no material departures;



- 2) That the committee has selected such accounting policies and applied consistently and made judgments and estimates that are responsible and prudent so as to give a true and fair view of the state of affairs of the Council at the end of the financial year and of the Surplus of the Council for the year ended on that period;
- 3) That the Committee has taken proper and sufficient care for the maintenance of adequate accounting records in accordance with the provisions of this Act for safeguarding the assets of the Council and for preventing and detecting fraud and other irregularities;
- 4) That the committee has prepared the Annual Accounts of the Council on a going concern basis.
- 5) That the Committee has laid down internal financial controls to be followed by the Council and such internal financial controls are adequate and were operating effectively; and
- 6) That the committee has devised proper systems to ensure proper compliance with the provisions of all applicable laws and that such systems were adequate and operating effectively.

#### Auditors and Auditors' Report

M/s. Add & Associates., Chartered Accountants are the statutory auditors who are due to retire at the ensuing Annual General Meeting of the Council and have given their consent for reappointment and also have confirmed that their appointment, if made, would be within the limits as prescribed u/s 141 of the Companies Act 2013 read with the companies (Audit & Auditors) Rules, 2014 and that they are not disqualified for re-appointment.

The Notes on Financial Statement referred to in the Auditors' Report are self-explanatory and do not call for any further comments.

#### Committee's Comment on the Auditors' Report

The observations of the Statutory Auditors, when read together with the relevant notes to the accounts and accounting policies are self explanatory. There are no qualification, reservation or adverse remark or disclaimer made by the said auditors in their report.

#### Number of meetings of the CoA

During the year, the Council held seven Committee Meetings on 30th June, 2015, 21st August, 2015, 12th October, 2015, 17th December, 2015, 17th December, 2015, 27th January, 2016 and 28th March, 2016, respectively.

During the year, there were no significant and material orders passed by the regulators or courts or tribunals impacting the going concern status and the Council's operation in future.

#### Particulars of Employees

There was no employee of the Council who received remuneration in excess of the limit prescribed under Section 197 of the Companies Act, 1956 read with Rule 5 of the Companies (Appointment and Remuneration) Rules, 2014.

Electronic copies of the Annual Report 2015-16 and Notice of the 58th Annual General Meeting are sent to all members whose email addresses are registered with the Council. Physical copies of the Annual Report 2015-16 and the Notice of the 58th Annual General Meeting are sent in the permitted mode.

#### Appreciations and Acknowledgements

We are grateful to the members and all stakeholders for their co-operation, fruitful suggestions and guidance from time to time. We also thank the Government of India, particularly the Ministry of Commerce & Industry, the Ministry of Finance, the Ministry of Corporate Affairs, the Income Tax Department, the Reserve Bank of India and other Government agencies for their support, and look forward to their continued support in the future.

On behalf of the **CoA**  
Sd/-  
**Ramesh K Mittal**

Date : 10th August 2016  
Place : Kolkata

*Chairman*  
DIN : 00725815



**Annexure to the CoA Report**

Annexure -1

**FORM NO. MGT 9**

EXTRACT OF ANNUAL RETURN

As on financial year ended on 31.03.2016

Pursuant to Section 92 (3) of the Companies Act, 2013 and rule 12(1) of the Company (Management & Administration) Rules, 2014.

**I. REGISTRATION & OTHER DETAILS:**

1	CIN	U36900WB1958NPL023786
2	Registration Date	3/28/1958
3	Name of the Company	CAPEXIL
4	Category/Sub-category of the Company	COMPANY LIMITED BY GUARANTEE COMPANY LICENSED UNDER SECTION 25
5	Address of the Registered office & contact details	"VANIJYA BHAVAN", 3RD FLOOR INTERNATIONAL TRADE FACILITATION CENTRE 1/1 WOOD STREET, KOLKATA - 700016
6	Whether listed company	NO
7	Name, Address & contact details of the Registrar & Transfer Agent, if any.	NA

**II. PRINCIPAL BUSINESS ACTIVITIES OF THE COMPANY**

(All the business activities contributing 10 % or more of the total turnover of the company shall be stated)

S. No.	Name and Description of main products / services	NIC Code of the Product/service	% to total turnover of the company
1	PROMOTING EXPORT OF CHEMICALS & ALLIED PRODUCTS		100

**III. PARTICULARS OF HOLDING, SUBSIDIARY AND ASSOCIATE COMPANIES**

S. No.	Name and address of the Company	CIN/GLN	Holding/ Subsidiary/ Associate	% of sharesheld	Applicable Section
1	NA	NA	NA	NA	NA

**IV. SHARE HOLDING PATTERN**

(Equity share capital breakup as percentage of total equity)

**(i) Category-wise Share Holding**

Category of Shareholders	No. of Shares held at the beginning of the year [As on 31-March-2015]				No. of Shares held at the end of the year [As on 31-March-2016]				% Change during the year
	Demat	Physical	Total	% of Total Shares	Demat	Physical	Total	% of Total Shares	
A. Promoters	NA	NA	NA	NA	NA	NA	NA	NA	NA
(1) Indian									
a) Individual/ HUF									
b) Central Govt									
c) State Govt(s)									
d) Bodies Corp.									
e) Banks / FI									
f) Any other									
Sub Total (A) (1)									
(2) Foreign	NA	NA	NA	NA	NA	NA	NA	NA	NA
a) NRI Individuals									
b) Other Individuals									
c) Bodies Corp.									
d) Any other									
<b>Sub Total (A) (2)</b>									
<b>TOTAL (A)</b>									



Category of Shareholders	No. of Shares held at the beginning of the year [As on 31-March-2015]				No. of Shares held at the end of the year [As on 31-March-2016]				% Change during the year
	Demat	Physical	Total	% of Total Shares	Demat	Physical	Total	% of Total Shares	
<b>B. Public Shareholding</b>	NA	NA	NA	NA	NA	NA	NA	NA	NA
<b>1. Institutions</b>									
a) Mutual Funds									
b) Banks / FI									
c) Central Govt									
d) State Govt(s)									
e) Venture Capital Funds									
f) Insurance Companies									
g) FIs									
h) Foreign Venture Capital Funds									
i) Others (specify)									
Sub-total (B)(1):-									
<b>2. Non-Institutions</b>	NA	NA	NA	NA	NA	NA	NA	NA	NA
a) Bodies Corp.									
i) Indian									
ii) Overseas									
b) Individuals									
i) Individual shareholders holding nominal share capital upto Rs. 1 lakh									
ii) Individual shareholders holding nominal share capital in excess of Rs 1 lakh									
c) Others (specify)									
Non Resident Indians									
Overseas Corporate Bodies									
Foreign Nationals									
Clearing Members									
Trusts									
Foreign Bodies - D R									
Sub-total (B)(2):-									
Total Public (B)									
C. Shares held by Custodian for GDRs & ADRs	NA	NA	NA	NA	NA	NA	NA	NA	NA
<b>Grand Total (A+B+C)</b>									

**(ii) Shareholding of Promoter**

SN	Shareholder's Name	Shareholding at the beginning of the year			Shareholding at the end of the year			% change in share holding during year
		No. of Shares	% of total Shares of the company	% of Shares Pledged/ encumbered to total shares	No. of Shares of the company	% of total Shares	% of Shares Pledged/ encumbered to total shares	
1	NA	NA	NA	NA	NA	NA	NA	NA



**(iii) Change in Promoters' Shareholding (please specify, if there is no change)**

SN	Particulars	Date	Reason	Shareholding at the beginning of the year		Cumulative Shareholding during the year	
				No. of shares	% of total shares	No. of shares	% of total shares
	At the beginning of the year	NA	NA	NA	NA	NA	NA
	Changes during the year	NA	NA	NA	NA	NA	NA
	At the end of the year	NA	NA	NA	NA	NA	NA

**(iv) Shareholding Pattern of top ten Shareholders**

(Other than Directors, Promoters and Holders of GDRs and ADRs):

SN	For each of the Top 10 Shareholders	Date	Reason	Shareholding at the beginning of the year		Cumulative Shareholding during the year	
				No. of shares	% of total shares	No. of shares	% of total shares
1	Name	NA	NA	NA	NA	NA	NA
	At the beginning of the year						
	Changes during the year						
	At the end of the year						
2	Name	NA	NA	NA	NA	NA	NA
	At the beginning of the year						
	Changes during the year						
	At the end of the year						

**(v) Shareholding of Directors and Key Managerial Personnel:**

SN	Shareholding of each Director and each Key Managerial Personnel	Date	Reason	Shareholding at the beginning of the year		Cumulative Shareholding during the year	
				No. of shares	% of total shares	No. of shares	% of total shares
1	Name	NA	NA	NA	NA	NA	NA
	At the beginning of the year						
	Changes during the year						
	At the end of the year						
2	Name	NA	NA	NA	NA	NA	NA
	At the beginning of the year						
	Changes during the year						
	At the end of the year						

**V. INDEBTEDNESS**

Indebtedness of the Company including interest outstanding/accrued but not due for payment.

(Amt. Rs./Lacs)

Particulars	Secured Loans excluding deposits	Unsecured Loans	Deposits	Total Indebtedness
<b>Indebtedness at the beginning of the financial year</b>				
i) Principal Amount	NIL	NIL	NIL	NIL
ii) Interest due but not paid				
iii) Interest accrued but not due				
<b>Total (i+ii+iii)</b>				
<b>Change in Indebtedness during the financial year</b>				
* Addition	NIL	NIL	NIL	NIL
* Reduction				
<b>Net Change</b>				
<b>Indebtedness at the end of the financial year</b>				
i) Principal Amount	NIL	NIL	NIL	NIL
ii) Interest due but not paid				
iii) Interest accrued but not due				
<b>Total (i+ii+iii)</b>				

**VI. REMUNERATION OF DIRECTORS AND KEY MANAGERIAL PERSONNEL**

**A. Remuneration to Managing Director, Whole-time Directors and/or Manager:**

SN.	Particulars of Remuneration	Name Designation	Name of MD/WTD/ Manager		Total Amount (Rs/Lac)
1	Gross salary				
	(a) Salary as per provisions contained in section 17(1) of the Income-tax Act, 1961				
	(b) Value of perquisites u/s 17(2) Income-tax Act, 1961		NA	NA	NA
	(c) Profits in lieu of salary under section 17(3) Income- tax Act, 1961				
2	Stock Option				
3	Sweat Equity				
4	Commission				
	- as % of profit				
	- others, specify				
5	Others, please specify				
	<b>Total (A)</b>		-	-	-
	<b>Ceiling as per the Act</b>				

**B. Remuneration to other Directors**

SN.	Particulars of Remuneration		Name of Directors		Total Amount (Rs/Lac)
1	Independent Directors	NA	NA	NA	NA
	Fee for attending board committee meetings				
	Commission				
	Others, please specify				
	<b>Total (1)</b>				
2	Other Non-Executive Directors				
	Fee for attending board committee meetings				
	Commission				
	Others, please specify				
	<b>Total (2)</b>				
	Total (B)=(1+2)				
	Total Managerial Remuneration				
	Overall Ceiling as per the Act				

**C. Remuneration to Key Managerial Personnel other than MD/Manager/WTD**

SN.	Particulars of Remuneration	Name Designation	Name of Key Managerial Personnel			Total Amount (Rs/Lac)
			CEO	CFO	CS	
1	Gross salary		NA	NA	NA	NA
	(a) Salary as per provisions contained in section 17(1) of the Income-tax Act, 1961					
	(b) Value of perquisites u/s 17(2) Income-tax Act, 1961					
	(c) Profits in lieu of salary under section 17(3) Income- tax Act, 1961					
2	Stock Option					
3	Sweat Equity					
4	Commission					
	- as % of profit					
	- others, specify					
5	Others, please specify					
	<b>Total</b>					



**VII. PENALTIES / PUNISHMENT/ COMPOUNDING OF OFFENCES:**

Type	Section of the Companies Act	Brief Description	Details of Penalty / Punishment/ Compounding fees imposed	Authority [RD / NCLT/ COURT]	Appeal made, if any (give Details)
<b>A. COMPANY</b>					
Penalty	NIL	NIL	NIL	NIL	NIL
Punishment					
Compounding					
<b>B. DIRECTORS</b>					
Penalty	NIL	NIL	NIL	NIL	NIL
Punishment					
Compounding					
<b>C. OTHER OFFICERS IN DEFAULT</b>					
Penalty	NIL	NIL	NIL	NIL	NIL
Punishment					
Compounding					

**ADD & ASSOCIATES**  
Chartered Accountants

P-168, Sector - B  
Metropolitan Co-Opp Hsg. Soc. Ltd.  
Canal South Road  
Kolkata - 700105  
Phone : 2323-0178/2242-0406  
E-mail : add\_associates@yahoo.in

## INDEPENDENT AUDITORS' REPORT

### **To the Members of CAPEXIL Report on the Financial Statements**

We have audited the accompanying financial statements of CAPEXIL ("A Company Limited by Guarantee, formed U/s 8 of Companies Act 2013") which comprise the Balance Sheet as at March 31, 2016, the Statement of Income & Expenditure, Cash Flow Statement for the year then ended, and a summary of significant accounting policies and other explanatory information.

### **Management's Responsibility for the Financial Statements**

The Company's Board of Directors is responsible for the matters stated in Section 134(5) of the Companies Act, 2013 ("the Act") with respect to the preparation of these financial statements that give a true and fair view of the financial position, financial performance and cash flows of the Company in accordance with the accounting principles generally accepted in India, including the Accounting Standards specified under Section 133 of the Act, read with Rule 7 of the Companies (Accounts) Rules, 2014. This responsibility also includes maintenance of adequate accounting records in accordance with the provisions of the Act for safeguarding the assets of the Company and for preventing and detecting frauds and other irregularities; selection and application of appropriate accounting policies; making judgments and estimates that are reasonable and prudent; and design, implementation and maintenance of adequate internal financial controls, that were operating effectively for ensuring the accuracy and completeness of the accounting records, relevant to the preparation and presentation of the financial statements that give a true and fair view and are free from material misstatement, whether due to fraud or error.

### **Auditor's Responsibility**

Our responsibility is to express an opinion on these financial statements based on our audit.

We have taken into account the provisions of the Act, the accounting and auditing standards and matters which are required to be included in the audit report under the provisions of the Act and the Rules made thereunder.

We conducted our audit in accordance with the Standards on Auditing specified under Section 143(10) of the Act. Those Standards require that we comply with ethical requirements and plan and perform the audit to obtain reasonable assurance about whether the financial statements are free from material misstatement.

An audit involves performing procedures to obtain audit evidence about the amounts and the disclosures in the financial statements. The procedures selected depend on the auditor's judgment, including the assessment of the risks of material misstatement of the financial statements, whether due to fraud or error. In making those risk assessments, the auditor considers internal financial control relevant to the Company's preparation of the financial statements that give a true and fair view in order to design audit procedures that are appropriate in the circumstances, but not for the purpose of expressing an opinion on whether the Company has in place an adequate internal financial controls system over financial reporting and the operating effectiveness of such controls. An audit also includes evaluating the appropriateness of the accounting policies used and the reasonableness of the accounting estimates made by the Company's Directors, as well as evaluating the overall presentation of the financial statements.

We believe that the audit evidence we have obtained is sufficient and appropriate to provide a basis for our audit opinion on the financial statements



## Opinion

In our opinion and to the best of our information and according to the explanations given to us, the aforesaid financial statements give the information required by the Act in the manner so required and give a true and fair view in conformity with the accounting principles generally accepted in India, of the state of affairs of the Company as at March 31, 2016, and its Income & Expenditure and its Cash Flow for the year ended on that date.

## Report on Other Legal and Regulatory Requirements

As required by section 143 (3) of the Act, we report that:

- a) we have sought and obtained all the information and explanations which to the best of our knowledge and belief were necessary for the purpose of our audit;
- b) in our opinion proper books of account as required by law have been kept by the Company so far as it appears from our examination of those books;
- c) the Balance Sheet, the Statement of Income & Expenditure and the Cash Flow Statement dealt with by this Report are in agreement with the books of account
- d) in our opinion, the aforesaid financial statements comply with the Accounting Standards specified under section 133 of the Act, read with Rule 7 of the Companies (Accounts) Rules, 2014.
- e) On the basis of written representations received from the directors as on March 31, 2016 taken on record by the Board of Directors, none of the directors is disqualified as on March 31, 2016 from being appointed as a director in terms of Section 164 (2) of the Act.
- f) With respect to the adequacy of the internal financial controls over financial reporting of the Company and the operating effectiveness of such controls, refer to our separate Report in "Annexure A".
- g) With respect to the other matters to be included in the Auditor's Report in accordance with Rule 11 of the Companies (Audit and Auditors) Rules, 2014, in our opinion and to the best of our information and according to the explanations given to us:
  - i. The Company does not have any pending litigations which would impact its financial position.
  - ii. The Company did not have any long-term contracts including derivative contracts for which there were any material foreseeable losses.
  - iii. There were no amounts which were required to be transferred to the Investor Education and Protection Fund by the Company.

For and on behalf of  
**ADD & ASSOCIATES**  
Chartered Accountants  
FRN- 308064E

Sd/-  
**Sonali Dey Bandopadhyay**  
Partner  
M. No. 064055

Place : Kolkata  
Date : 10.08.2016

## “ANNEXURE A” TO THE INDEPENDENT AUDITOR’S REPORT OF EVEN DATE ON THE FINANCIAL STATEMENTS OF CAPEXIL

### Report on the Internal Financial Controls under Clause (i) of Sub-section 3 of Section 143 of the Companies Act, 2013 (“the Act”)

We have audited the internal financial controls over financial reporting of CAPEXIL (“A Company Limited by Guarantee, formed U/s 8 of Companies Act 2013”) as of March 31, 2016 in conjunction with our audit of the financial statements of the Company for the year ended on that date.

#### Management’s Responsibility for Internal Financial Controls

The Company’s management is responsible for establishing and maintaining internal financial controls. These responsibilities include the design, implementation and maintenance of adequate internal financial controls that were operating effectively for ensuring the orderly and efficient conduct of its business, including adherence to company’s policies, the safeguarding of its assets, the prevention and detection of frauds and errors, the accuracy and completeness of the accounting records, and the timely preparation of reliable financial information, as required under the Companies Act, 2013.

#### Auditors’ Responsibility

Our responsibility is to express an opinion on the Company’s internal financial controls over financial reporting based on our audit. We conducted our audit in accordance with the Guidance Note on Audit of Internal Financial Controls Over Financial Reporting (the “Guidance Note”) and the Standards on Auditing, issued by ICAI and deemed to be prescribed under section 143(10) of the Companies Act, 2013, to the extent applicable to an audit of internal financial controls, both applicable to an audit of Internal Financial Controls and, both issued by the Institute of Chartered Accountants of India. Those Standards and the Guidance Note require that we comply with ethical requirements and plan and perform the audit to obtain reasonable assurance about whether adequate internal financial controls over financial reporting was established and maintained and if such controls operated effectively in all material respects.

Our audit involves performing procedures to obtain audit evidence about the adequacy of the internal financial controls system over financial reporting and their operating effectiveness. Our audit of internal financial controls over financial reporting included obtaining an understanding of internal financial controls over financial reporting, assessing the risk that a material weakness exists, and testing and evaluating the design and operating effectiveness of internal control based on the assessed risk. The procedures selected depend on the auditor’s judgement, including the assessment of the risks of material misstatement of the financial statements, whether due to fraud or error.

We believe that the audit evidence we have obtained is sufficient and appropriate to provide a basis for our audit opinion on the Company’s internal financial controls system over financial reporting.

#### Meaning of Internal Financial Controls Over Financial Reporting

A company’s internal financial control over financial reporting is a process designed to provide reasonable assurance regarding the reliability of financial reporting and the preparation of financial statements for external purposes in accordance with generally accepted accounting principles. A company’s internal financial control over financial reporting includes those policies and procedures that (1) pertain to the maintenance of records that, in reasonable detail, accurately and fairly reflect the transactions and dispositions of the assets of the company; (2) provide reasonable assurance that transactions are recorded as necessary to permit preparation of financial statements in accordance with generally accepted accounting principles, and that receipts and expenditures of the company are being made only in accordance with authorisations of management and directors of the company; and (3) provide reasonable assurance regarding prevention or timely detection of unauthorised acquisition, use, or disposition of the company’s assets that could have a material effect on the financial statements.

#### Inherent Limitations of Internal Financial Controls Over Financial Reporting

Because of the inherent limitations of internal financial controls over financial reporting, including the possibility of collusion or improper management override of controls, material misstatements due to error or fraud may occur and not be detected. Also, projections of any evaluation of the internal financial controls over financial reporting to future periods are subject to the risk that the internal financial control over financial reporting may become inadequate because of changes in conditions, or that the degree of compliance with the policies or procedures may deteriorate.

#### Opinion

In our opinion, the Company has, in all material respects, an adequate internal financial controls system over financial reporting and such internal financial controls over financial reporting were operating effectively as at March 31, 2016

For and on behalf of  
**ADD & ASSOCIATES**  
Chartered Accountants  
FRN- 308064E

Sd/-

**Sonali Dey Bandopadhyay**

Partner

M. No. 064055

Place : Kolkata  
Date : 10.08.2016



**CAPEXIL**  
**Balance Sheet as at 31st March 2016**

Particulars	Note No.	As at 31st March 2016 Rs.	As at 31st March 2015 Rs.
<b>I. EQUITY &amp; LIABILITIES</b>			
<b>(1) Shareholders' Funds</b>			
(a) Reserves & Surplus	(A)	71,788,488.09	62,126,568.55
<b>(2) Non-Current Liabilities</b>			
(a) Long Term Provisions	(B)	3,656,970.00	3,524,530.00
<b>(3) Current Liabilities</b>			
(a) Trade Payables	(C)	1,632,085.09	1,453,741.96
(b) Other Current Liabilities	(D)	34,664,708.67	20,356,858.65
(c) Short Term Provisions	(E)	563,263.00	329,359.00
<b>TOTAL</b>		<b>112,305,514.85</b>	<b>87,791,058.16</b>
<b>II. ASSETS</b>			
<b>(1) Non-Current Assets</b>			
(a) Fixed Assets	(F)		
i) Tangible Assets		11,735,438.70	12,722,499.17
ii) Intangible Assets		225,000.00	-
iii) Capital WIP		-	100,000.00
(b) Non Current Investments	(G)	250.00	250.00
(c) Long Term Loans and Advances	(H)	453,158.80	461,158.80
<b>(2) Current Assets</b>			
(a) Trade Receivables	(I)	591,854.40	255,849.10
(b) Cash and Bank Balances	(J)	95,357,354.60	61,219,758.66
(c) Short Term Loans and Advances	(K)	2,311,074.85	7,331,596.61
(d) Other Current Assets	(L)	1,631,383.50	5,699,945.82
<b>TOTAL</b>		<b>112,305,514.85</b>	<b>87,791,058.16</b>

Significant Accounting Policies (R)

Notes forming part of Financial Statements (S)

This is the Balance Sheet referred to in our report of even date

For **ADD & ASSOCIATES**  
Chartered Accountants  
Firm Registration No.308064E

Sd/-  
**Sonali Dey Bandopadhyay**  
Partner  
Membership No.064055  
Place: Kolkata  
Date: 10.08.2016

Sd/-  
**Ramesh K. Mittal**  
Chairman

Sd/-  
**R.Veeramani**  
Vice Chairman

Sd/-  
**T. K. Bhattacharyya**  
Executive Director

Sd/-  
**Vineet Jhabak**  
Joint Director-Accounts



## CAPEXIL

## Statement of Income and Expenditure for the year ended 31st March 2016

Particulars	Note No.	Year ended 31st March 2016 Rs.	Year ended 31st March 2015 Rs.
<b>I. Income :</b>			
Revenue from Operations	(M)	68,962,167.82	65,489,346.19
Other Income	(N)	21,042,084.89	12,029,570.21
<b>Total Revenue</b>		<b>90,004,252.71</b>	<b>77,518,916.40</b>
<b>II. Expenses :</b>			
Employees benefits	(O)	31,284,671.00	30,911,510.00
Finance Costs		–	–
Depreciation/ Amortization Expenses	(F)	1,154,762.47	2,184,243.63
Export Promotional Activities	(P)	37,285,393.77	30,827,126.17
Other Expenses	(Q)	10,567,932.93	10,115,419.15
<b>Total Expenses</b>		<b>80,292,760.17</b>	<b>74,038,298.95</b>
III. Surplus/(Deficit) before Exceptional and Extraordinary Items & Tax		<b>9,711,492.54</b>	<b>3,480,617.45</b>
IV. Exceptional Items		–	–
V. Surplus/(Deficit) before extraordinary Items and Tax		<b>9,711,492.54</b>	<b>3,480,617.45</b>
VI. Extraordinary Items		–	–
VII. Surplus/(Deficit) before Tax		<b>9,711,492.54</b>	<b>3,480,617.45</b>
VIII. Tax Expenses :			
(1) Current Tax		–	–
(2) Deferred Tax		–	–
IX. Surplus/(Deficit) for the year		<b>9,711,492.54</b>	<b>3,480,617.45</b>

Significant Accounting Policies (R)

Notes forming part of Financial Statements (S)

This is the Statement of Income and Expenditure referred to in our report of even date

For **ADD & ASSOCIATES**  
Chartered Accountants  
Firm Registration No.308064E

Sd/-  
**Sonali Dey Bandopadhyay**  
Partner  
Membership No.064055  
Place: Kolkata  
Date: 10.08.2016

Sd/-  
**Ramesh K. Mittal**  
Chairman

Sd/-  
**R.Veeramani**  
Vice Chairman

Sd/-  
**T. K. Bhattacharyya**  
Executive Director

Sd/-  
**Vineet Jhabak**  
Joint Director-Accounts



**CAPEXIL**  
**Cash Flow Statement for the year ended 31st March, 2016**

Particulars	Year ended 31st March 2016 Rs.	Year ended 31st March 2015 Rs.
<b>CASH FLOW FROM OPERATING ACTIVITIES</b>		
Surplus/(Deficit) before Tax	9,711,492.54	3,480,617.45
<b>Add/(Less) Adjustment for :</b>		
Depreciation/ Amortization Expenses	1,154,762.47	2,184,243.63
Interest Income on House Building Loan credited to Fund Account	-	17,626.00
Utilisation of Software Development Fund	-	(9,612.41)
Interest on Fixed Deposits	(3,541,801.00)	(2,715,159.00)
<b>Operating Profit Before Working Capital Changes</b>	7,324,454.01	2,957,715.67
<b>Add/(Less) Adjustments for Working Capital changes :</b>		
Trade and other Receivables	7,788,015.78	(2,025,030.64)
Provisions for Employee Benefit Schemes	366,344.00	(42,583.00)
Trade and other Payables	14,486,193.15	(4,039,249.89)
<b>Cash generated from Operations</b>	29,965,006.94	(3,063,981.86)
Tax Paid (Net of Refund)	915,490.00	274,463.00
<b>Net Cash Flow from Operating Activities (A)</b>	<b>30,880,496.94</b>	<b>(2,789,518.86)</b>
<b>CASH FLOW FROM INVESTING ACTIVITIES</b>		
Acquisition of Fixed Assets	(292,702.00)	(747,870.00)
Increase in CWIP	-	(100,000.00)
Fixed Deposits encashed	11,500,000.00	-
Fixed Deposit opened	(29,059,250.00)	-
Interest on Fixed Deposits	3,541,801.00	2,715,159.00
Long term loans and Advances	8,000.00	34,030.00
<b>Net Cash Flow from Investing Activities (B)</b>	<b>(14,302,151.00)</b>	<b>1,901,319.00</b>
<b>CASH FLOW FROM FINANCING ACTIVITIES</b>		
<b>Net Cash Flow from Financing Activities (C)</b>	-	-
Net Increase/(Decrease) in Cash & Cash Equivalents (A+B+C)	16,578,345.94	(8,88,199.86)
<b>Opening Cash &amp; Cash Equivalents:</b>	17,890,399.66	19,107,958.52
<b>Closing Cash &amp; Cash Equivalents:</b>	<b>34,798,104.60</b>	<b>18,219,758.66</b>

Notes:

Particulars	As at 31st March 2016 Rs.	As at 31st March 2015 Rs.
<i>Components of Cash and Cash Equivalents:</i>		
Cash in Hand	39,624.62	71,003.62
Balances with Scheduled Banks	34,758,479.98	18,148,755.04
	<b>34,798,104.60</b>	<b>18,219,758.66</b>

**AUDITOR'S CERTIFICATE**

We have verified the Cash Flow Statement of **CAPEXIL** derived from audited financial statements and the records maintained by the Council for the year ended 31st March 2016 and found the same in agreement therewith.

For **ADD & ASSOCIATES**  
Chartered Accountants  
Firm Registration No.308064E

Sd/-  
**Sonali Dey Bandopadhyay**  
Partner  
Membership No.064055  
Place: Kolkata  
Date: 10.08.2016

Sd/-  
**Ramesh K. Mittal**  
Chairman

Sd/-  
**R.Veeramani**  
Vice Chairman

Sd/-  
**T. K. Bhattacharyya**  
Executive Director

Sd/-  
**Vineet Jhabak**  
Joint Director-Accounts

## CAPEXIL

## Notes on Financial Statements for the year ended 31st March 2016

Particulars	As at 31st March 2016 (Rs.)	As at 31st March 2015 (Rs.)
<b>A. Reserves &amp; Surplus</b>		
(1) General Reserve		
As per last account	56,258,342.36	52,777,724.91
Add/Less : Surplus/Deficit for the year	9,711,492.54	3,480,617.45
	<b>65,969,834.90</b>	<b>56,258,342.36</b>
(2) House Building Loan fund		
As per last account	749,422.28	731,796.28
Add: Interest on House Building Loan	-	17,626.00
Less: Adjustment during the year	49,573.00	-
	<b>699,849.28</b>	<b>749,422.28</b>
(3) Office Premises Maintenance Fund		
As per last account	<b>428,671.32</b>	<b>428,671.32</b>
(4) Software Development Fund		
As per last account	1,690,132.59	1,699,745.00
Less: Utilised during the year	-	9,612.41
	<b>1,690,132.59</b>	<b>1,690,132.59</b>
(5) Fund for Renovation of Office / Residential Flat		
As per last account	<b>2,000,000.00</b>	<b>2,000,000.00</b>
(6) Fund for Renovation of Showroom		
As per last account	<b>1,000,000.00</b>	<b>1,000,000.00</b>
<b>TOTAL (1+2+3+4+5+6)</b>	<b>71,788,488.09</b>	<b>62,126,568.55</b>
<b>B. Long Term Provisions</b>		
Life Insurance Corporation Group Gratuity Scheme	197,145.00	539,463.00
Prov. for Gratuity for Ex-employees	319,463.00	319,463.00
Liability for Leave Salary	3,140,362.00	2,665,604.00
	<b>3,656,970.00</b>	<b>3,524,530.00</b>
<b>C. Trade Payables</b>		
Liabilities for Expenses	<b>1,632,085.09</b>	<b>1,453,741.96</b>
<b>D. Other Current Liabilities</b>		
Liability for MDA Exporters' Subsidy	2,888,870.00	3,311,904.00
Govt. Grant Refundable	3,187,116.68	357,752.84
Statutory Liabilities	492,822.98	25,424.13
Staff Payables	12,663.00	12,663.00
Membership Subscription Received in Advance	18,123,224.01	9,696,085.68
Contribution Received in Advance from Members for Events	9,960,012.00	6,953,029.00
	<b>34,664,708.67</b>	<b>20,356,858.65</b>
<b>E. Short Term Provisions</b>		
Liability for Leave Salary	563,263.00	329,359.00
	<b>563,263.00</b>	<b>329,359.00</b>



**CAPEXIL**  
**Notes on Financial Statements for the year ended 31st March 2016**

**F. FIXED ASSETS**

Particulars	GROSS BLOCK				DEPRECIATION				NET BLOCK	
	As on 1st April 2015 Rs.	Addition during the year 2015-16 Rs.	Deletion Rs.	As on 31st March 2016 Rs.	Depreciation upto 31.03.2015 Rs.	Depreciation for the year 2015-16 Rs.	Deletion Rs.	Depreciation upto 31.03.2016 Rs.	As on 31st March 2016 Rs.	As on 31st March 2015 Rs.
<b>A. TANGIBLE ASSETS</b>										
<b>KOLKATA</b>										
LIBRARY BOOKS	47,194.61	-	-	47,194.61	46,007.00	-	-	46,007.00	1,187.61	1,187.61
COMPUTER & OTHERS	13,407,331.59	83,777.00	-	13,491,108.59	12,942,291.05	266,489.54	-	13,208,780.59	282,328.00	465,040.54
OFFICE EQUIPMENTS	539,782.72	53,025.00	-	592,807.72	481,584.00	33,363.63	-	514,947.63	77,860.09	58,198.72
OFFICE PREMISES	17,526,555.00	-	-	17,526,555.00	7,028,738.00	508,652.00	-	7,537,390.00	9,989,165.00	10,497,817.00
FURNITURE & FITTINGS	3,953,623.16	-	-	3,953,623.16	3,753,268.49	4,060.30	-	3,757,328.79	196,294.37	200,354.67
<b>TOTAL</b>	<b>35,474,487.08</b>	<b>136,802.00</b>	-	<b>35,611,289.08</b>	<b>24,251,888.54</b>	<b>812,565.47</b>	-	<b>25,064,454.01</b>	<b>10,546,835.07</b>	<b>11,222,598.54</b>
<b>CHENNAI</b>										
LIBRARY BOOKS	11,516.74	-	-	11,516.74	11,266.00	-	-	11,266.00	250.74	250.74
RESIDENTIAL FLAT	334,599.98	-	-	334,599.98	264,081.00	3,396.00	-	267,477.00	67,122.98	70,518.98
FURNITURE & FITTINGS	3,766.53	-	-	3,766.53	3,741.00	-	-	3,741.00	25.53	25.53
OFFICE EQUIPMENTS	651,460.58	-	-	651,460.58	544,685.58	44,830.00	-	589,515.58	61,945.00	106,775.00
TRADE INFORMATION (COMPUTER)	266,428.00	-	-	266,428.00	253,106.00	-	-	253,106.00	13,322.00	13,322.00
<b>TOTAL</b>	<b>1,267,771.83</b>	-	-	<b>1,267,771.83</b>	<b>1,076,879.58</b>	<b>48,226.00</b>	-	<b>1,125,105.58</b>	<b>142,666.25</b>	<b>190,892.25</b>
<b>MUMBAI</b>										
OFFICE PREMISES	1,159,549.57	-	-	1,159,549.57	844,643.00	15,114.00	-	859,757.00	299,792.57	314,906.57
RESIDENTIAL FLAT	376,160.40	-	-	376,160.40	300,807.00	3,592.00	-	304,399.00	71,761.40	75,353.40
OFFICE EQUIPMENTS	721,740.05	-	-	721,740.05	593,451.05	44,149.00	-	637,600.05	84,140.00	128,289.00
FURNITURE & FITTINGS	56,265.19	-	-	56,265.19	43,747.00	3,140.00	-	46,887.00	9,378.19	12,518.19
TRADE INFORMATION (COMPUTER)	341,704.00	-	-	341,704.00	310,694.00	11,820.00	-	322,514.00	19,190.00	31,010.00
<b>TOTAL</b>	<b>2,655,419.21</b>	-	-	<b>2,655,419.21</b>	<b>2,093,342.05</b>	<b>77,815.00</b>	-	<b>2,171,157.05</b>	<b>484,262.16</b>	<b>562,077.16</b>
<b>DELHI</b>										
FURNITURE & FITTINGS	1,897,002.00	5,900.00	-	1,902,902.00	1,379,299.00	155,983.00	-	1,535,282.00	367,620.00	517,703.00
OTHER OFFICE EQUIPMENTS	133,000.00	-	-	133,000.00	76,173.00	28,798.00	-	104,971.00	28,029.00	56,827.00
OFFICE EQUIPMENTS	233,349.46	-	-	233,349.46	223,551.46	6,375.00	-	223,551.46	9,798.00	9,798.00
RESIDENTIAL FLAT	731,845.22	-	-	731,845.22	583,247.00	6,375.00	-	589,622.00	142,223.22	148,598.22
TRADE INFORMATION (COMPUTER)	305,836.00	-	-	305,836.00	291,831.00	-	-	291,831.00	14,005.00	14,005.00
<b>TOTAL</b>	<b>3,301,032.68</b>	<b>5,900.00</b>	-	<b>3,306,932.68</b>	<b>2,554,101.46</b>	<b>191,156.00</b>	-	<b>2,745,257.46</b>	<b>561,675.22</b>	<b>746,931.22</b>
<b>TOTAL (Current Year)</b>	<b>42,698,710.80</b>	<b>142,702.00</b>	-	<b>42,841,412.80</b>	<b>29,976,211.63</b>	<b>1,129,762.47</b>	-	<b>31,105,974.10</b>	<b>11,735,438.70</b>	<b>12,722,499.17</b>
<b>TOTAL (Previous Year)</b>	<b>42,527,399.90</b>	<b>747,870.00</b>	<b>576,559.10</b>	<b>42,698,710.80</b>	<b>28,368,527.10</b>	<b>2,184,243.63</b>	<b>576,559.10</b>	<b>29,976,211.63</b>	<b>12,722,499.17</b>	<b>14,158,872.80</b>
<b>B. INTANGIBLE ASSETS</b>										
Computer Software	-	250,000.00	-	250,000.00	-	25,000.00	-	25,000.00	225,000.00	-
<b>TOTAL (Current Year)</b>	-	<b>250,000.00</b>	-	<b>250,000.00</b>	-	<b>25,000.00</b>	-	<b>25,000.00</b>	<b>225,000.00</b>	-
<b>TOTAL (Previous Year)</b>	-	-	-	-	-	-	-	-	-	-

## CAPEXIL

## Notes on Financial Statements for the year ended 31st March 2016

Particulars	As at 31st March 2016 (Rs.)	As at 31st March 2015 (Rs.)
<b>G. Non Current Investments</b>		
5 no. Shares of Rs. 50 each of Balaka Co-operative Housing Society Ltd (Trade Investment)	250.00	250.00
	<b>250.00</b>	<b>250.00</b>
<b>H. Long term loans and Advances (Unsecured considered good)</b>		
Education Loan	–	8,000.00
Sundry Deposits	453,158.80	453,158.80
	<b>453,158.80</b>	<b>461,158.80</b>
<b>I. Trade Receivables (Unsecured considered good)</b>		
Trade Receivables	591,854.40	255,849.10
	<b>591,854.40</b>	<b>255,849.10</b>
<b>J. Cash and Bank Balances</b>		
a) <i>Cash and Cash Equivalents</i>		
Cash in Hand	39,624.62	71,003.62
Remittance in Transit (Cheque)	–	–
Balances with Scheduled Banks	34,758,479.98	18,148,755.04
	<b>34,798,104.60</b>	<b>18,219,758.66</b>
b) <i>Other Bank Balances</i>		
Fixed deposits with Scheduled Banks	60,559,250.00	43,000,000.00
	<b>95,357,354.60</b>	<b>61,219,758.66</b>
<b>K. Short Term Loans and Advances (Unsecured considered good)</b>		
Others Loan & Advances	878,627.65	258,234.41
Advance for Trade Fair	–	4,725,425.00
TDS on Bank Interest	1,313,440.20	2,059,279.20
TDS on Others	119,007.00	288,658.00
	<b>2,311,074.85</b>	<b>7,331,596.61</b>
<b>L. Other Current Assets (Unsecured considered good)</b>		
Govt. Grant Receivable	1,470,893.50	4,339,472.50
Accrued Interest	160,490.00	1,360,473.32
	<b>1,631,383.50</b>	<b>5,699,945.82</b>


**CAPEXIL**
**Notes on Financial Statements for the year ended 31st March 2016**

Particulars	Year ended 31st March 2016 Rs.	Year ended 31st March 2015 Rs.
<b>M. Revenue from Operations</b>		
<i>Income from Members</i>		
Ordinary Subscription	31,259,537.77	30,698,315.00
Contribution from Participating Members	19,393,199.50	14,197,093.80
Admission Fees	1,496,000.00	1,734,406.50
(A)	<b>52,148,737.27</b>	<b>46,629,815.30</b>
<i>Govt. Grant for MDA / MAI Activities</i>		
Code Activities	8,000,000.00	7,500,000.00
Less: Unutilised Amount	3,186,569.45	5,115,755.61
Less: Adjustment during the year	3,391,648.00	
(B)	<b>1,421,782.55</b>	<b>2,384,244.39</b>
MDA Exporter Subsidy	12,000,000.00	17,000,000.00
Add: Adjustment during the year	3,391,648.00	
Less: Unutilised Amount	-	4,711,340.00
(C)	<b>15,391,648.00</b>	<b>12,288,660.00</b>
MAI Activities	-	2,880,000.00
Add: Receivable	-	2,986,626.50
Less: Unutilised Amount	-	1,680,000.00
(D)	<b>-</b>	<b>4,186,626.50</b>
<b>Total (A+B+C+D)</b>	<b>68,962,167.82</b>	<b>65,489,346.19</b>
<b>N. Other Income</b>		
Advertisement of Export Publication	263,572.00	260,418.00
Interest on Fixed Deposit	3,997,154.00	4,014,332.00
Bank Interest on SB A/c	570,433.18	242,439.00
Income from Award Function	5,973,201.00	-
Miscellaneous Income	8,064,581.82	7,048,330.21
Prior period Income:		
<i>Interest on Fixed Deposit</i>	-	464,051.00
<i>Building Maintenance</i>	2,173,142.89	-
	<b>21,042,084.89</b>	<b>12,029,570.21</b>
<b>O. Employees' Benefit Expenses</b>		
Salary & Other Benefits	27,832,779.00	25,785,134.00
LIC Group Gratuity Scheme	197,145.00	1,897,839.00
Provident Fund & Other Funds	2,614,532.00	2,515,713.00
Staff Welfare Expenses	640,215.00	712,824.00
	<b>31,284,671.00</b>	<b>30,911,510.00</b>

## CAPEXIL

## Notes on Financial Statements for the year ended 31st March 2016

Particulars	Year ended 31st March 2016 Rs.	Year ended 31st March 2015 Rs.
<b>P. Export Promotional Activities</b>		
CAP India 2016	1,250.00	–
Frankfurt Book Fair	–	3,120,891.00
London Book Fair	–	3,482,461.00
Sharjah International Book Fair	26,080.31	12,574.83
Ghana Book Fair	14,825.27	–
Abu Dhabi International Book Fair	1,400.00	–
Guadalajara International Book Fair	161,418.99	53,994.66
RBSM for Rubber Products at Mumbai coinciding with Rubber Expo	–	1,639,103.50
Seminar, Workshop & Tech.Meet under code activities	308,496.36	801,376.66
Publication / Publicity under code activities	249,105.29	177,014.12
Publication for use within India & Abroad	195,150.00	240,562.00
Public Relation (Diary Expenses)	262,000.00	262,000.00
Expenses for ISO 9000 Status	–	55,999.40
Export Award Expenses	4,526,230.04	1,067,773.00
Code Expenses Capexil's Event - No Grant	14,539,478.14	6,668,371.12
MDA Exporters Subsidy	15,391,648.00	12,288,660.00
Havana International Book Fair & B2B, Colombia	–	502,469.18
Cairo Intl. Book Fair	–	19,032.80
Sao Paulo Intl Book Fair	–	141,134.90
Parliamentary Standing Committee	–	293,708.00
Algeria Fair Cum BSM	970,378.67	–
Beijing Intl. Book Fair	59,011.17	–
Equip Auto cum BSM	578,921.53	–
	<b>37,285,393.77</b>	<b>30,827,126.17</b>


**CAPEXIL**
**Notes on Financial Statements for the year ended 31st March 2016**

Particulars	Year ended 31st March 2016 Rs.	Year ended 31st March 2015 Rs.
<b>Q. Others Expenses</b>		
Service Contact incl. Website Maintenance	497,256.05	489,407.00
Maintenance of Office Premises	2,515,755.65	2,479,505.00
Rent	1,282,512.94	1,415,604.78
Electricity Charges	251,116.00	368,676.00
Printing & Stationary	353,724.80	387,351.25
Postage & Telegram	403,152.46	330,166.42
Telephone & Internet Charges incl. Fax Expenses	335,083.57	341,504.27
Travelling Expenses Incl. Domestic Fair	173,631.20	142,216.55
Local Conveyance	261,550.50	249,029.79
Reimbursement Airfare to Committee Members	623,158.00	814,623.28
Auditor's Remuneration	40,400.00	45,600.00
Internal Auditor Fees	373,692.00	390,708.00
Legal Fees	30,100.00	119,670.00
Hospitality Expenses	9,209.00	13,633.00
Committee & Other Meeting Expenses	238,579.37	121,118.15
Maintenance of Residential Flat	76,067.00	60,108.00
Professional Fees	1,220,646.00	776,012.00
Insurance	13,585.00	22,337.00
AGM Expenses	785,765.21	696,593.66
Liveries	18,331.20	27,200.00
Rates & Taxes	220,960.00	220,960.00
Miscellaneous Expenses	774,281.66	584,575.00
Late Fees	-	1,626.00
Prior Period Expenses	69,375.32	17,194.00
	<b>10,567,932.93</b>	<b>10,115,419.15</b>

For **ADD & ASSOCIATES**  
Chartered Accountants  
Firm Registration No.308064E

Sd/-  
**Sonali Dey Bandopadhyay**  
Partner  
Membership No.064055  
Place: Kolkata  
Date: 10.08.2016

Sd/-  
**Ramesh K. Mittal**  
Chairman

Sd/-  
**R.Veeramani**  
Vice Chairman

Sd/-  
**T. K. Bhattacharyya**  
Executive Director

Sd/-  
**Vineet Jhabak**  
Joint Director-Accounts



## CAPEXIL

## Notes on Financial Statements for the year ended 31st March 2016

**R. SIGNIFICANT ACCOUNTING POLICIES:**

Basis of preparation of Financial Statements- The Financial Statements have been prepared under the historical cost convention following accrual basis. The mandatory applicable Accounting Standards in India and the provisions of Companies Act, 2013 have been followed in preparation of these Financial Statements.

- 1) Expenditure related to various codes is accounted under respective functional heads according to the budget approved by the Ministry of Commerce & Industry, Government of India. However the expenses shown under various code may not necessarily be the total expenses incurred as some of the expenses are shown under "Code Expenses Capexil's Event - No Grant"
- 2) Income and expenses for any specific project are accounted for in the year of occurrences. Income / expenditure for any project not completed are treated as Liability / advance at the end of the year respectively.
- 3) Tangible Fixed Assets are stated at cost less depreciation and impairment losses, if any. Depreciation on Tangible assets is provided under Written Down Value Method over the useful life of the assets. The useful life of asset has been taken as prescribed under Part C of Schedule II of the Companies Act, 2013.
- 4) Investments held by the council have been classified as long term investments and the same have been stated at cost.
- 5) Employees Benefit Expenses includes reimbursement of medical expenses, LTC and other benefits.
- 6) Retirement and Other Employee Benefits :
  - a) Defined Contribution Plan: Employees benefit in the form of provident fund is considered as defined contribution plans and the contributions are charged to the Statement of Income and Expenditure of the year when the contributions to the funds are due.
  - b) Defined Benefit Plan: Retirement benefits in the form of gratuity and leave encashment are considered as defined benefits. The Council has taken a Group Policy with the Life Insurance Corporation of India for future payments of gratuities to retiring employees. The premium thereon has been so adjusted as to cover the liability under the scheme in respect of all employees at the end of their future anticipated service with the council. The liability on account of leave encashment has been provided on the basis of actuarial valuation.

LIC Group Gratuity Scheme has been funded by Rs. 5,39,463.00 adjusted against existing provision. An amount of Rs. 1,97,145.00 has been provided for LIC Group Gratuity Scheme during F.Y. 2015-16 on actual basis.

Leave encashment provision as per actuarial valuation has been incorporated in the accounts and now stands at Rs. 31,40,362.00 (Previous Year Rs. 26,65,604.00) under long term provision and Rs. 5,63,263.00 (Previous Year Rs. 3,29,359.00) under short term provision.

For **ADD & ASSOCIATES**  
Chartered Accountants  
Firm Registration No.308064E  
Sd/-  
**Sonali Dey Bandopadhyay**  
Partner  
Membership No.064055  
Place: Kolkata  
Date: 10.08.2016

Sd/-  
**Ramesh K. Mittal**  
Chairman

Sd/-  
**R.Veeramani**  
Vice Chairman

Sd/-  
**T. K. Bhattacharyya**  
Executive Director

Sd/-  
**Vineet Jhabak**  
Joint Director-Accounts



## CAPEXIL

## Notes on Financial Statements for the year ended 31st March 2016

## 5. OTHER EXPLANATORY NOTES:

- 1) The liability for the ex-employees of CAPEXIL on account of the difference between the gratuity paid to them under the Old Death cum Retirement Gratuity scheme and that payable to them under the Payment of Gratuity Act, 1972 between 1984-85 and 1998-99 (upto 30.06.98) was provided in the accounts in 2001-02 and now stands at Rs. 3,19,463.00 (Previous Year Rs. 3,19,463.00).
- 2) During the year, CAPEXIL has received grant total of Rs. 200,00,000.00 — Rs. 80,00,000.00 & Rs. 120,00,000.00 for MDA Code Activities and MDA Exporters Subsidy respectively which has been utilized to the extent of Rs.168,134,30.55 (MDA Code Activities Rs.14,21,782.55 and MDA Exporters Subsidy Rs. 153,91,648.00). Out of the balance of Rs. 31,86,569.45 remaining unutilized, an amount of Rs.26,00,000.00 has already been refunded, thus leaving a balance of Rs. 5,86,569.45 payable to Ministry of Commerce & Industries, Government of India under MDA Exporters Subsidy. Since total Rs. 200,00,000.00 has been received in combined for both the above scheme, expenses of Rs. 33,91,648.00 under MDA Code activities has been adjusted with MDA Exporters Subsidy which has been allowed by the MoC & I.
- 3) During the year, no event has been proposed/organized by CAPEXIL under MAI Scheme and no grant has been received from Ministry of Commerce & Industries, Government of India.
- 4) Foreign Currency expenditure works out to Rs.1,51,62,851.50 (Previous year Rs. 1,07,70,242.65) for organizing overseas events and has been shown under "Export Promotional Activities".
- 5) No provision for taxation has been made in the accounts as the management does not anticipate any liability on this account. However, in case any liability arises, the same will be charged to the account in the year of payment
- 6) Previous year's figures have been regrouped/rearranged and nomenclature changed to make them comparable, as far as practicable, with those of current year.

For **ADD & ASSOCIATES**  
Chartered Accountants  
Firm Registration No.308064E  
Sd/-  
**Sonali Dey Bandopadhyay**  
Partner  
Membership No.064055  
Place: Kolkata  
Date: 10.08.2016

Sd/-  
**Ramesh K. Mittal**  
Chairman

Sd/-  
**R.Veeramani**  
Vice Chairman

Sd/-  
**T. K. Bhattacharyya**  
Executive Director

Sd/-  
**Vineet Jhabak**  
Joint Director-Accounts

**7. ANNEXURES**

ANNEXURE – I	List of the members of the Regional Committees for the year 2015-16.
ANNEXURE – II	Panel and Item-wise exports statistics of CAPEXIL for the last four years.
ANNEXURE – III	CAPEXIL Export Award Winners for 2012-13.

ANNEXURE – I

**LIST OF THE REGIONAL COMMITTEE MEMBER OF CAPEXIL DURING 2015-16**

**WESTERN REGION**

Mr. M.F. Vohra

**Regional Chairman, CAPEXIL (W.R.)**

M/s. Zenith Industrial Rubber Products Pvt. Ltd.

144, Free Press House

215, Free Press Journal Marg

Nariman Point

Mumbai – 400 021.

Phone : 022- 61436500

E-mail : vohra@zenithrubber.com

mfvohra@zenithrubber.com

**Rubber Products Panel**

Mr. Jaswant Goomer

M/s. B. K. Rubber Industries Pvt. Ltd.

1/6, Chhoti Gwaltoli

Indore – 452 001

Madhya Pradesh.

Phone : 0731 4216135

E-mail : bkrubber1@gmail.com

**Auto Tyres & Tubes Panel**

Mr. Sanjay Jain

M/s. Piramal Glass Limited

Piramal Tower Annexe, 6th Floor

Peninsula Corporate Park

Off. Worli Naka, Lower Parel (West)

Mumbai – 400 013.

Phone : 022- 30466969

**Glass & Glassware Panel**

Mr. R. T. Somaiya

M/s. Regency Wood Products

E. S. Patanwala Marg, Ghorupdeo

Mumbai - 400 033.

Phone : 022- 23740140/41/42 (R) 2407 7614

Fax : 022- 23738895/23739988

E-mail : rtsomaiya@yahoo.com; rtsomaiya@gmail.com

**Plywood & Allied Products Panel**

Mr. M. K. Deore

M/s. Sujata Bone Mill & Fertilizers

Mosam Bridge, Opp. Gagrani Estate

P. O. Malegaon – 423 203, Dist. Nashik.

Phone : 02554- 645220

Telefax : 02554- 253589

E-mail : sujata\_bnml@rediffmail.com

**Animal By Products Panel**

Mr. Viren C. Mirani

M/s. India Gelatine & Chemicals Ltd.

77, Mittal Chambers, 7th Floor

228, Nariman Point

Mumbai - 400021.

Phone : 022 22020341/22021875 & 22000911

Fax : 022 22845522

E-mail : igclmumbai@indiagelatine.com

**Ossein & Gelatine Panel**

Mr. Dushyant P. Lajiwala

M/s. Nico Orgo Manures

Opp. Dakor Railway Station

Taluka: Thasra, Dakor – 388 225, Dist. Kheda.

Phone : 02699 244403

Fax : 02699 244903

E-mail : nicosulf@gmail.com; nicoorgo@neemnico.com

**Miscellaneous Products Panel**

Mr. Rajiv Bazaz

M/s. Stone Shippers Ltd.

117, Jolly Maker-II

Nariman Point

Mumbai – 400 021.

Phone : 022- 66364810

Fax : 022 -2288 3020

E-mail : rajiv.bazaz@stoneshippers.com

stoneshippers@gmail.com

**Natural Stones and Products Panel**



Mr. Deependra Singh  
M/s. Indian Rare Earths Limited  
Plot No.1207, Veer Savarkar Marg  
Off Siddhi Vinayak Temple, Prabhadevi  
Mumbai – 400 028.  
Phone : 022-24301755  
Fax : 022-2430 1967  
Email : cmd@irel.gov.in

**Processed Minerals including Upgraded Ilmenite Ore Panel**

**Vacant**

**Paper, Paper Board & Paper Products Panel**

**Vacant**

**Paints, Printing Ink & Allied Products Panel**

**Vacant**

**Ceramics & Allied Products including Refractories Panel**

**Vacant**

**Cement, Cement Clinkers & Asbestos Cement Products Panel**

**Vacant**

**Books, Publications & Printing Panel**

**Vacant**

**Mfrd. Products of Carbon Graphite, Explosives and Accessories Panel**

**Vacant**

**Bulk Minerals and Ores including Salt, Coal & Aluminium Metal Panel**

**NORTHERN REGION**

Mr. Sukumar Das  
**Regional Chairman, CAPEXIL (N.R.)**  
C/o. M/s NCBA Exports Pvt. Ltd.  
212, Shah Pur Jat, New Delhi – 110 049.  
Phone : 011-4175 2054  
Fax : 011-4175 2055  
E-Mail : sukumar4das21@gmail.com

Mr. Ramesh K. Mittal  
Chairman-CAPEXIL  
M/s. D.K. Agencies (P) Ltd.  
A-15-17 Mohan Garden  
D.K. Avenue, Najafgarh  
New Delhi-110 059  
Phone : 011- 2535 7104, 2535 7105  
Fax : 011- 2535 7103  
E-Mail : rkmittal@dkagencies.com

**Special Invitee**

Mr. Surendra Gulati  
M/s. Sidharatha Gelatines Pvt. Ltd.  
1005, Gopal Heights  
D-9, Netaji Subhash Place, Pitampura  
New Delhi – 110 034.  
Phone : 011-2735 -7077/ 7079  
Fax : 011-2735 7056/42470416  
E-mail : surendra@sidharthagelatines.com  
sidhrthagelatines@gmail.com

**Animal By Products Panel**

Dr. Sobha Dewan  
M/s. Deusch Motocomp Pvt. Ltd.  
47, Mahila Udyami Park , Ecotech-III  
Greater Noida, U.P.  
Phone : 0120-6454690  
Fax : 0120-2350047  
E-mail : dmplnoida@yahoo.co.in, info@dmplindia.com

**Rubber Products Panel**

Mr. Monit Malhotra  
M/s. MRL Tyres Ltd. (formerly: Malhotra Rubbers Ltd.,)  
70/50A, Rama Road, Industrial Area  
Najafgarh Road, New Delhi – 110 015.  
Phone : 011-49994999  
Fax : 011-49994997  
E-mail : mrltyres@yahoo.com; monit@mrlties.com

**Auto Tyres & Tubes Panel**

Shri Pranav Gupta  
M/s. Prints Publications Pvt. Ltd.  
Prints House, 11, Darya Ganj  
New Delhi -110 002  
Phone : 011-45355555  
Fax : 011-23275542  
E-mail : info@printspublications.com

**Books, Publications & Printing Panel**

Mr. Pradeep Gupta  
M/s. Narsingh Dass & Co. Pvt. Ltd.  
E-3/16, Balram House, Darya Ganj  
New Delhi-110002  
Phone : 011-23266743  
Fax : 011-23266744  
E-mail : pradeep@narsinghdass.com

**Paper, Paper Board & Paper Products Panel**

Mr. Atul Jindal  
M/s. Jindal Wood Products (P) Ltd.  
92/4, Block No.2, Kirtinagar  
New Delhi-110 015  
Phone : 011-41421360, 25462789  
Fax. : 011-41421360  
E-Mail : info@aklumbers.com

**Plywood & Allied Products Panel**



Mr. Sandeep Gupta  
M/s. Universal Carbons India  
Tanda Road, Hoshiarpur – 146 001.  
Phone : 01882-238405 / 239559  
Fax : 01882-239059 / 252159  
E-mail : universalcarbons@gmail.com

**Miscellaneous Products Panel**

Mr. Inderjit Arora  
M/s. Spectrum Paints Pvt. Ltd.  
C-1/106, Lajpat Nagar  
New Delhi – 110 024.  
Phone : 011-2981 6587 / 6791  
Fax : 011- 2981 4322  
E-mail : spectrum@nda.vsnl.net.in

**Paints, Printing Ink & Allied Products Panel**

Mr. Yogesh Sachedeva  
M/s. Savitri Overseas  
B-Villa, Central Park-I, Sector-42  
Golf Course Road  
Gurgoan-122 002, Haryana  
Phone : 0124-3251075/76/85/86  
Fax : 0124-66173950  
E-mail : accounts@savitriramsons.in  
stone@savitriramsons.in

**Natural Stones & Products Panel**

Mr. Rahul Kumar  
M/s. Jaiprakash Associates Ltd.  
(Cement Division)  
Sector – 128, Noida-201304(U.P.)  
Phone : 0120-4609000, 247080 0  
Fax : 0120-4609496, 4609464  
E-mail : rahul.kumar@jil.co.in

**Cement, Cement Clinkers & Asbestos Products Panel**

Mr. Gurmeet S. Singh  
M/s. Gurind India Pvt. Ltd.  
W-35, Sector-11, Noiada(U.P.).  
Phone : 0120-4738700  
E-mail : gurind@del3.vsnl.net.in  
gs@gurindglass.com

**Glass & Glassware Panel**

**Vacant**  
**Ceramics & Allied Products including Refractories Panel**

**Vacant**  
**Manufactured Products of Carbon Graphite, Explosives & Accessories Panel**

**Vacant**  
**Processed Minerals including Upgraded Ilmenite Ore Panel**

**Vacant**  
**Ossein & Gelatine Panel.**

**Vacant**  
**Bulk Minerals & Ores including Coal, Salt & Aluminium Metal Panel**

Mr. Shriram Subramaniam  
M/s. Exim Bank India Pvt. Ltd.  
Statement House  
148, Barakhamba Road  
New Delhi – 110 001.  
Phone : 011-2332 6625  
Fax : 011-2332 2758

**Invitee**

The Director  
Department of Revenue  
Directorate of Drawback  
Jeevandeep Building, Parliament Street  
New Delhi – 110 001  
Phone : 011-23341079 / 23360545  
Fax : 011-2334179 / 23360813

**Invitee**

Addl. Director  
Office of the Addl. DGFT (CLA)  
A-Wing, I.P. Bhawan  
Indraprastha Estate  
New Delhi – 110 001.  
Phone : 011-23379111/9112/9113  
E-mail : jdgft-cla@nic.

**Invitee**

Export Credit Guarantee Corporation of India,  
World Trade Tower, 4th Floor  
Barakhamba Lane  
New Delhi – 110 001.  
Phone : 011-4152 9912/3  
Fax : 011-4152 9918

**Invitee**

**SOUTHERN REGION**

Shri A.M.S.G. Ashokann

**Regional Chairman, CAPEXIL (S.R.)**

The Baby Match Industries  
1-C/4, Thiruthangal Road  
Sivakasi-626123, Tamil Nadu  
Phone : 04562-230300/230330  
Fax : 04562-289844/230359,  
E-mail : arasaninternational@gmail.com  
matches@arasanwetwo.com

**Miscellaneous Products Panel**

Mr. R. Veeramani  
Vice Chairman, CAPEXIL  
M/s. Gem Granites  
78 & 76, Cathedral Road  
Chennai – 600 086.  
Phone : 044-2811 5190  
Fax : 044 – 2811 7338  
E-Mail : veeramani@gemgranites.com

**Special Invitee**

Mr. Sajiv K. Menon  
M/s. Nitta Gelatin India Ltd.  
Post Box 4262, 50/1002, SBT Avenue  
Panampilly Nagar  
Cochin -682 036.  
Phone : 0484 – 2317805 / 2317904  
Fax : 0484 – 2310568  
E-mail : suseelan@nittagelindia.com

**Ossein & Gelatine Panel**

Mr. C. S. Nanthakumar  
The India Cements Ltd.  
"Coromandal Towers"  
No. 93, Santhome High Road  
Karpagam Avenue, R. A. Puram  
Chennai – 600 028.  
Phone : 044-2852 1526, 28572100  
Fax : 044 – 28526311  
E-mail : cs.nanthakumar@indiacements.co.in  
marketing@indiacements.co.in

**Cement, Cement Clinkers & Asbestos Cement Products Panel**

Mr. K. George Thomas  
M/s. Tamilnadu News Print & Paper Ltd.  
67, Mount Road, Guindy  
Chennai - 600 032  
Phone : 044-22301094-97/22354415-18  
Fax : 044-22350834  
E-mail : export@tnpl.co.in

**Paper, Paper Board & Paper Products Panel**

Mr. J. Krishnamurthy  
M/s. Saint-Gobain Glass India Ltd.  
Plot No. A-1, SIPCOT Industrial Park  
Sriperumbudur – 602 105  
Kanchipuram Dist.  
Phone : 044-2716 0281/2832/34/ 35  
Fax : 044 – 2716 2841  
E-mail : krishnamurthy@saint-gobain.com

**Glass & Glassware Panel**

Shri M. Gopalakrishnan  
M/s. Gemwood  
Devi Kripa, Chittoor Road, Valanjambalam  
Cochin 682016  
Phone : 2376819 / 2376748  
Mail : gemwood@md3.vsnl.net.in

**Plywood & Allied Products Panel**

Mr. S.V. Kumar  
M/s. P. Subbaraj & Co.  
No.4, 1st Street  
Sylvan Lodge Colony, Kilpauk  
Chennai – 600 010.  
Phone : 044-2642 1845/26420791  
Fax : 044-2642 1398  
E-mail : psr@giasmd01.vsnl.net.in

**Animal By Products Panel**

Mr. N. Mahesh  
M/s. Devinarayan Granites Ltd.  
2, Link Street, Second Floor  
Kottur Gardens, 4th Main Road  
Chennai – 600 085.  
Phone : 044-2447 4362 / 099466 63079  
Fax : 044-2447 5238  
E-mail : deeyan@md3.vsnl.net.in

**Natural Stones & Products Panel**

Mr. P.S. Kannan  
M/s. Vajra Rubber Products Pvt. Ltd.  
XII / 371 A, Pyngode, Konathukunnu P.O.  
(Via.) Irinjalakuda , Thrissur – 680 123.  
Phone : 0480 – 286 0402 / 2862672  
Fax : 0480 – 286 7380  
E-mail : contact@vajrarubber.com  
kannanps16@hotmail.com

**Rubber Products Panel**

Mr. A. R. Palaniappan  
M/s. The Metal Powder Co. Ltd.  
Maravankulam, Thirumangalam – 625 706, Madurai Dist.  
Phone : 04549-280599 / 281995  
Fax : 04549-280689  
E-mail : info@mepco.in / rams@mepco.in

**Paints, Printing Ink & Allied Products Panel**



Mr. S. Mathan Babu  
M/s. TVS Srichakra Limited  
Sudharshan Bldg., No. 14  
5th Floor, Royapettah, Whites Road  
Chennai – 600 014.  
Phone : 044 – 2852 6007 / 2852 3853  
Fax : 044- 2852 2992  
E-mail : pillai@tvstyres.com

**Auto Tyres & Tubes Panel**

Mr. Ashwin Chesetty  
The Premier Mica Company  
38, seethammal Road, Chennai - 600 018.  
Phone : 044 - 24338653  
Fax : 044 - 24320584  
E-mail : premica@micaindia.com

**Processed Minerals including Upgraded Ilmenite Ore Panel**

**Vacant**  
**Ceramics & Allied Products including Refractories Panel**

**Vacant**  
**Books, Publications & Printing Panel**

**Vacant**  
**Mfrd. Products of Carbon Graphite, Explosives & Accessories Panel**

**Vacant**  
**Bulk Minerals & Ores including Coal, Salt and Aluminium Metal Panel**

**EASTERN REGION**

Mr. Chittaranjan Bhattacharjee  
**Regional Chairman, CAPEXIL(ER)**  
M/s. Vishal Coating Pvt. Ltd.  
73/15, Kaikhali, Chiriamore  
P.O. R-Gopalpur, 24-Parganas (North)  
P.S. Dum Dum Airport, Pin-700 136.  
Phone : 033-2556-7887 / 2556-6807  
Fax : 033-2573-1420  
E-Mail : chittabhattacharjee@rediffmail.com

**Paints, Printing Ink & Allied Products Panel**

Mr. C.K. Somany  
M/s. Hindusthan National Glass & Industries Ltd.  
2, Red Cross Place, Kolkata – 700 001.  
Phone : 033-2254 3100  
Fax : 033-2254 3130  
E-mail : cksomany@hngil.com/ akganguly@hngil.com

**Glass & Glassware Panel**

Mr. Shiv Kumar Jain  
M/s. Misrilall Mines Pvt. Ltd.  
Mineral House, 1st floor, 27-A, Camac Street  
Kolkata – 700 016.  
Phone : 033-2287-7880 / 2287 8663  
Fax : 033-2287-8563  
E-Mail : jainshivkr@gmail.com

**Bulk Minerals & Ores including Salt, Coal & Aluminium Metal Panel**

Mr. Mr. Samir Kumar Ghosh  
M/s Allied Ceramics Pvt. Ltd.  
91, Lenin Sarani  
Kolkata – 700 013.  
E-mail : ipltd8@yahoo.in

**Ceramics & Allied Products including Refractories Panel**

Mr. Satish Kumar Kedia  
M/s. Kedia Brothers  
21, Burtolla Street, Kolkata – 700 007.  
Phone : 033-2268 4683/ 2331, 22688905  
Fax : 033-2268 1348  
E-mail : kediabrothers@vsnl.net

**Miscellaneous Products Panel**

Mr. Amitabha Sen  
M/s. New Central Book Agency (P) Ltd.  
8/1, Chintamoni Das Lane  
Kolkata-700 009  
Phone : 033-22418411/8573  
Fax : 033-22419094  
E-mail : ncbapvtltd@eth.net

**Books, Publications & Printing Panel**

Mr. Mayank Shah  
M/s Global Stones Pvt. Ltd.  
1, Sardar Sankar Road  
Kolkata – 700 026.  
Phone : 033-2463-5020/ 5029/ 5030  
E-mail : mayank@gstonesindia.com

**Natural Stones & Products Panel**

Mr. N. Pandab  
M/s. National Aluminium Co. Ltd.  
J. K. Millennium Centre, 1st Floor  
46-D, Chowringhee Road, Kolkata – 700 071  
Phone : 033-22874712, 2287-7363/0115  
Fax : 033-2281 0393/2287 8936  
E-mail : npandab@nalcoindia.co.in

**Processed Minerals including Upgraded Ilmenite Ores Panel**



Mr. Sanjeev Mishra  
M/s Tega Industries Ltd.  
147, Block G, New Alipore  
Kolkata – 700 053.  
Phone : 033-2396 7563/ 3356/3515  
Fax : 2396-3649  
E-mail : sanjeev.mishra@tegaindustries.com

**Rubber Products Panel**

Mr. Basabjeet Nag  
M/s Duropolyprene Ltd.  
Chakbagi, Bishnapur, 24 Parganas (South)  
Pin -743 503, West Bengal.  
Mobile : 9830819622  
Phone : 2447-9345

**Auto Tyres & Tubes Panel**

Mr. Sunil Lohia  
M/s Greenply Industries Ltd.  
16A, Shakespeare Sarani  
New B.K. Market (2nd floor)  
Kolkata – 700 071.  
Phone : 033-3051-5000/ 2282-2175  
Fax : 033-3051-5010  
Mobile : 9748738960  
E-mail : slohia.corp@greenply.com  
greenply@vsnl.com

**Plywood & Allied Products Panel**

**Vacant**  
**Manufactured Products of Carbon Graphite,  
Explosives and Accessories Panel**

**Vacant**  
**Paper, Paper Board and Paper Products Panel**

**Vacant**  
**Cement, Cement Clinkers & Asbestos Cement  
Products Panel**

**Vacant**  
**Animal By Products Panel**

**Vacant**  
**Ossein & Gelatine Panel**



## STATEMENT SHOWING PANEL AND ITEMWISE EXPORTS OF CAPEXIL'S PRODUCT

Panel with Item Description	2012-13	2013-14	2014-15	2015-16*	Growth % (15-16 over 14-15)
	Value in US\$ Million				
<b>A. MINERALS AND ORES</b>					
<b>Natural Stones and Products</b>	<b>1792.48</b>	<b>1996.22</b>	<b>2019.81</b>	<b>1828.12</b>	<b>-9.49</b>
Granite and Products	1457.29	1632.49	1610.13	1418.24	-11.92
Marble and Products	59.07	48.66	46.83	37.87	-19.13
Other stones & products	249.25	287.05	332.29	342.58	3.10
Slate stone	26.87	28.02	30.56	29.43	-3.70
<b>Bulk Minerals and Ores</b>	<b>2731.35</b>	<b>1552.67</b>	<b>2015.26</b>	<b>1954.88</b>	<b>-3.00</b>
Aluminium ingot	485.20	670.84	1360.15	1243.90	-8.55
Bauxite other than calcined	116.07	104.53	212.34	280.62	32.16
Chrome ores	57.11	56.21	11.04	19.84	79.71
Coal	165.37	182.40	117.32	118.76	1.23
Copper ores	0.06	53.68	0.00	10.45	
Gold and silver ore	0.92	0.00	0.00	0.00	
Iron ores	1661.44	252.41	109.06	57.19	-47.56
Manganese ores	4.89	3.07	1.09	0.28	-74.31
Ores n.e.s	68.21	72.44	81.36	77.71	-4.49
Salt	117.44	127.56	122.89	145.96	18.77
Zinc ores	54.64	29.53	0.01	0.17	1600.00
<b>Processed Minerals</b>	<b>1109.60</b>	<b>1085.62</b>	<b>1119.40</b>	<b>946.60</b>	<b>-15.44</b>
Bleaching Earth	13.03	13.53	13.42	12.70	-5.37
Aluminium hydrate	35.10	37.15	38.17	28.41	-25.57
Ball Clay	2.41	2.60	3.20	1.77	-44.69
Barytes	218.67	143.61	74.64	98.70	32.23
Bentonite	58.17	64.46	65.53	73.50	12.16
Calcined alumina (including other aluminium oxide)	346.85	419.71	538.19	394.71	-26.66
Calcined Bauxite	7.81	10.15	15.60	9.96	-36.15
Calcined Magnesite	0.39	0.12	0.09	0.12	33.33
Dolomite	2.45	2.07	2.57	2.16	-15.95
Feldspar	34.72	36.91	47.26	32.86	-30.47
Garnet	93.85	100.67	92.78	90.83	-2.10
Ilmenite	192.27	108.67	94.50	56.42	-40.30
Iron oxide	3.48	3.10	3.52	7.65	117.33
Kaolin	13.54	17.36	15.43	16.47	6.74
Kyanite	0.01	0.01	0.01	0.05	400.00
Manganese dioxide	1.00	1.05	1.71	1.39	-18.71
Natural Graphite	2.85	1.87	1.42	0.27	-80.99
Processed Minerals n.e.s	22.38	44.03	20.71	25.51	23.18



Panel with Item Description	2012-13	2013-14	2014-15	2015-16*	Growth % (15-16 over 14-15)
	Value in US\$ Million				
Quartz	29.88	36.97	48.16	45.93	-4.63
Silica Sand	0.79	0.56	0.16	0.10	-37.50
Sillimanite	2.45	2.46	2.32	1.71	-26.29
Steatite	22.33	33.42	35.29	41.11	16.49
Wollastonite	5.17	5.14	4.72	4.27	-9.53
<b>TOTAL (A)</b>	<b>5633.43</b>	<b>4634.51</b>	<b>5154.47</b>	<b>4729.60</b>	<b>-8.24</b>
<b>B. NON-MINERALS</b>					
<b>Rubber Products</b>	<b>995.10</b>	<b>1058.57</b>	<b>1169.06</b>	<b>1001.98</b>	<b>-14.29</b>
Automotive Components	86.62	101.79	104.54	88.69	-15.16
Bicycle Tubes	45.12	40.19	39.72	29.61	-25.45
Bicycle Tyres	56.19	51.15	52.65	46.48	-11.72
Conveyor, Transmission, V Belts	121.11	119.69	115.01	103.03	-10.42
Floor Covering & Mats	50.47	60.05	63.57	63.49	-0.13
Gaskets, Washers & Seals	65.93	68.27	73.91	77.26	4.53
Hoses	68.05	73.24	90.89	88.33	-2.82
Latex, Dipped & Medical Including Contraceptives	82.12	84.93	91.81	80.68	-12.12
Reclaim Rubber & Waste Pairings & Scrap	75.05	110.05	82.68	72.26	-12.60
Rubber Coats & Aprons	0.92	1.18	6.03	6.78	12.44
Rubber Products Nes	15.13	13.09	12.81	13.41	4.68
Rubber Sheets	295.12	294.51	373.42	264.64	-29.13
Tyre Retread/Camel Back	33.27	40.43	62.02	67.32	8.55
<b>Auto Tyres and Tubes</b>	<b>1731.47</b>	<b>1687.48</b>	<b>1648.11</b>	<b>1384.33</b>	<b>-16.00</b>
Auto Tubes	58.65	64.44	53.69	44.88	-16.41
Auto Tyres	1648.83	1602.92	1574.65	1321.67	-16.07
Tyre Flaps	23.99	20.12	19.77	17.78	-10.07
<b>Paints, Printing Ink and Allied Products</b>	<b>1032.70</b>	<b>1048.08</b>	<b>1106.79</b>	<b>1030.64</b>	<b>-6.88</b>
Aluminium paste and powder	21.06	20.70	23.82	20.18	-15.28
Chlorinated rubber	0.75	0.49	0.48	0.24	-50.00
Chrome pigments	12.75	17.10	20.23	18.81	-7.02
Glues	3.04	3.85	3.62	4.92	35.91
Gum and other rosin	0.30	0.56	1.12	0.62	-44.64
Lead pigments	8.01	9.93	13.55	13.55	0.00
Linseed oil	0.13	0.22	0.14	0.10	-28.57
Metal polish	1.92	1.85	1.49	1.90	27.52
Other inks	17.73	23.43	27.67	22.03	-20.38
Other polish	1.23	0.73	1.01	1.02	0.99
Paints varnishes & allied products	40.77	44.24	47.98	47.97	-0.02
Pigments and colouring materials	488.07	542.32	554.38	483.15	-12.85
Printing ink	115.50	114.80	143.65	127.68	-11.12
Shoe polish	4.13	1.96	2.30	1.77	-23.04

Panel with Item Description	2012-13	2013-14	2014-15	2015-16*	Growth % (15-16 over 14-15)
	Value in US\$ Million				
Spirit of turpentine	0.02	0.07	0.04	0.01	-75.00
Synthetic enamel	2.11	1.88	1.71	2.47	44.44
Synthetic resin	115.46	115.36	151.44	160.12	5.73
Thinner	3.01	3.84	3.72	3.50	-5.91
Titanium dioxide	82.98	57.23	37.38	35.09	-6.13
Ultramarine Blue	16.68	16.55	15.47	16.35	5.69
Upgraded ilmenite	67.60	36.49	19.36	40.36	108.47
Wire enamel	2.52	5.85	3.34	2.88	-13.77
Zinc oxide	26.93	28.63	32.89	25.92	-21.19
<b>Glass and Glassware</b>	<b>620.82</b>	<b>661.89</b>	<b>721.49</b>	<b>724.29</b>	<b>0.39</b>
Clinical thermometer	0.47	0.04	0.03	0.10	233.33
Electrical insulator of glass	2.31	1.64	2.00	1.02	-49.00
Fibre glass	48.10	45.30	51.11	56.81	11.15
Figured & wired glass	1.81	1.51	1.12	1.24	10.71
Float glass	41.29	44.04	47.61	33.16	-30.35
Glass and glassware nes	225.92	258.98	291.29	276.15	-5.20
Glass bangles	3.47	2.91	1.75	1.13	-35.43
Glass beads and false pearls	19.65	20.12	20.47	21.34	4.25
Glass lampwares	20.93	9.61	6.99	11.50	64.52
Glass mirrors	22.88	28.34	26.71	28.07	5.09
Glass phials/bottles	170.78	170.11	194.78	208.91	7.25
Ophthalmic blanks & lenses	19.11	22.86	22.94	23.42	2.09
Safety glass	15.38	23.43	23.26	26.88	15.56
Scientific glassware	13.08	14.83	16.89	19.14	13.32
Sheet glass	0.66	0.60	1.30	1.60	23.08
Signalling glassware	0.08	0.23	0.69	0.66	-4.35
Table/kitchenware of glass	10.08	11.49	11.14	11.80	5.92
Vacuum flasks	4.82	5.85	1.41	1.36	-3.55
<b>Plywood and Allied Products</b>	<b>628.61</b>	<b>717.07</b>	<b>722.95</b>	<b>786.67</b>	<b>8.81</b>
Cork and cork products	2.34	2.21	2.03	2.00	-1.48
Hard board of wood fibre	12.61	13.25	14.96	14.39	-3.81
Other articles of wood	182.22	234.95	231.42	257.06	11.08
Other plywood and products	16.31	24.00	29.18	40.85	39.99
Sandalwood chips	1.13	2.51	3.94	2.35	-40.36
Sawn timber	31.27	27.41	31.41	25.32	-19.39
Tea chest panel	0.08	0.01	0.00	0.01	
Veneer	15.91	13.30	15.45	14.06	-9.00
Wooden furniture	366.74	399.43	394.56	430.63	9.14
<b>Ceramics and Allied Products</b>	<b>546.10</b>	<b>638.07</b>	<b>930.15</b>	<b>991.67</b>	<b>6.61</b>
Asbestos jointings	7.70	6.32	7.95	6.93	-12.83
Ceramic products nes	53.69	58.44	59.76	63.36	6.02



Panel with Item Description	2012-13	2013-14	2014-15	2015-16*	Growth % (15-16 over 14-15)
	Value in US\$ Million				
Ceramic tiles	136.24	242.77	504.65	562.93	11.55
Emery	8.77	4.66	8.91	2.06	-76.88
Insulators	50.01	44.27	37.98	41.93	10.40
Other asbestos products	6.70	4.50	5.57	8.14	46.14
Refractory bricks	116.68	102.84	120.90	123.21	1.91
Refractory materials	80.74	82.90	87.81	75.43	-14.10
Roofing tiles	0.38	0.24	0.29	0.24	-17.24
Sanitaryware	68.76	71.85	73.54	83.47	13.50
Tableware/kitchenware/potteryware	16.43	19.28	22.79	23.97	5.18
<b>Cement, Cement Clinkers and Asbestos Cement Products</b>	<b>245.13</b>	<b>331.30</b>	<b>397.61</b>	<b>345.32</b>	<b>-13.15</b>
Asbestos cement products	49.88	49.82	75.69	82.09	8.46
Cement	156.78	180.31	152.21	158.66	4.24
Clinkers	38.47	101.17	169.71	104.57	-38.38
<b>Paper, Paper Board and Paper Product</b>	<b>993.95</b>	<b>997.48</b>	<b>1089.89</b>	<b>1081.34</b>	<b>-0.78</b>
Cellophane paper	2.28	1.56	1.67	0.76	-54.49
Envelopes/writing blocks/letter pads	5.23	8.50	10.02	8.57	-14.47
Exercise books/diaries etc.	102.33	95.01	113.79	118.20	3.88
Lead slip pencil	14.45	17.36	20.92	24.82	18.64
Other paper & paperboard	456.03	388.80	433.87	445.37	2.65
Paper bags/boxes/other containers	74.76	90.38	80.74	85.38	5.75
Paper cones/Auto Tubes etc.	0.94	3.19	4.09	4.12	0.73
Paper products nes	241.73	267.68	299.70	291.49	-2.74
Playing cards	2.90	4.83	4.00	3.80	-5.00
Printing & writing paper	73.21	93.76	96.04	65.62	-31.67
Tissue paper incl. cigarette paper	18.98	25.61	24.36	31.79	30.50
Typewriter, other ribbon and ink pad	1.11	0.80	0.69	1.42	105.80
<b>Books, Publications and Printing</b>	<b>332.41</b>	<b>306.22</b>	<b>265.66</b>	<b>283.78</b>	<b>6.82</b>
Books & pamphlets	259.96	245.45	204.72	225.42	10.11
Newspapers, journals & periodicals	5.16	4.34	3.67	3.18	-13.35
Picture postcards/greeting cards etc.	4.65	6.67	7.35	7.67	4.35
Printed materials	62.64	49.76	49.92	47.51	-4.83
<b>Animal By Products</b>	<b>66.67</b>	<b>101.58</b>	<b>86.65</b>	<b>99.24</b>	<b>14.53</b>
Animal blood prepared for therapeutic, prophylactic or diagnostic uses	0.07	0.00	0.00	0.00	
Animal Glue	0.80	0.94	1.15	1.21	5.22
Bone grist	1.37	1.37	1.45	0.35	-75.86
Bone/horn (whole or part) buttons/blanks /plates/articles thereof, shark bones	12.41	11.24	9.19	9.46	2.94
Crushed & degreased bones incl. bone chips	2.55	3.07	3.25	3.24	-0.31
Dog or cat food put up for retail sale	21.44	28.07	28.25	47.45	67.96

Panel with Item Description	2012-13	2013-14	2014-15	2015-16*	Growth % (15-16 over 14-15)
	Value in US\$ Million				
Hemoglobin blood globulins & serum globulins	0.02	6.28	13.38	16.80	25.56
Horn meal and hoof meal	1.76	0.96	0.77	1.04	35.06
Meat and bone meal	21.37	43.33	22.95	11.32	-50.68
Others (other than bones, horncores, ossein etc)	4.88	6.32	6.22	8.28	33.12
PIGS,HOGS/BOARS BRISTLS AND HAIR	0.00	0.00	0.04	0.09	125.00
<b>Ossein and Gelatine</b>	<b>73.59</b>	<b>81.07</b>	<b>81.67</b>	<b>64.72</b>	<b>-20.75</b>
Gelatine	52.67	57.24	59.77	48.68	-18.55
Ossein	19.43	21.98	19.81	14.43	-27.16
Peptones	1.49	1.85	2.09	1.61	-22.97
<b>Graphite, Explosives and Accessories</b>	<b>465.26</b>	<b>404.71</b>	<b>306.34</b>	<b>223.21</b>	<b>-27.14</b>
Detonator/detonating fuse/safety fuse etc	30.50	43.10	38.59	37.01	-4.09
Graphite electrodes	391.50	337.05	241.21	159.10	-34.04
Graphite fines	38.96	19.99	18.43	14.96	-18.83
Graphite products nes	4.30	4.57	8.11	12.14	49.69
<b>Miscellaneous Products</b>	<b>270.36</b>	<b>251.27</b>	<b>264.71</b>	<b>275.01</b>	<b>3.89</b>
Activated carbon	103.12	100.44	108.78	114.36	5.13
Coconut shell charcoal	12.09	9.98	9.75	4.00	-58.97
Cutch extracts	3.41	4.70	5.22	5.24	0.38
Fireworks	0.13	0.57	0.05	0.03	-40.00
Gambier extracts	0.81	0.29	0.33	0.22	-33.33
Myrobalan extract	0.79	1.05	0.72	0.84	16.67
Other dying & tanning extracts	3.29	3.56	4.05	3.63	-10.37
Safety matches	58.59	48.98	45.58	44.27	-2.87
Superphosphates and Other fertilizers	65.11	80.68	89.65	102.37	14.19
Urea	23.02	1.02	0.58	0.05	-91.38
<b>TOTAL (B)</b>	<b>8002.17</b>	<b>8284.79</b>	<b>8791.08</b>	<b>8292.20</b>	<b>-5.67</b>
<b>GRAND TOTAL (A+B)</b>	<b>13635.60</b>	<b>12919.30</b>	<b>13945.55</b>	<b>13021.80</b>	<b>-6.62</b>

Data Source: MoC Export Import Data Bank

\* Provisional Data



Panel with Item Description	2012-13	2013-14	2014-15	2015-16*	Growth % (15-16 over 14-15)
	Value in Rs. Million				
<b>A. MINERALS AND ORES</b>					
<b>Natural Stones and Products</b>	<b>97666.27</b>	<b>120679.86</b>	<b>123360.46</b>	<b>119545.97</b>	<b>-3.09</b>
Granite and Products	79415.58	98685.77	98322.40	92715.61	-5.70
Marble and Products	3219.05	2938.79	2865.71	2478.22	-13.52
Other stones & products	13568.32	17367.10	20305.19	22425.39	10.44
Slate stone	1463.31	1688.21	1867.16	1926.75	3.19
<b>Bulk Minerals and Ores</b>	<b>148066.45</b>	<b>94188.36</b>	<b>123835.99</b>	<b>127929.32</b>	<b>3.31</b>
Aluminium ingot	26440.42	40824.77	83650.61	81447.75	-2.63
Bauxite other than calcined	6310.29	6119.93	12982.12	18364.74	41.46
Chrome ores	3107.58	3468.44	659.26	1314.08	99.33
Coal	8973.67	10895.64	7211.16	7736.91	7.29
Copper ores	3.36	3349.92	0.01	712.92	7129090.00
Gold and silver ore	49.99	0.00	0.00	0.00	
Iron ores	89845.73	15639.52	6747.64	3683.81	-45.41
Manganese ores	269.61	189.34	65.40	18.95	-71.03
Ores n.e.s	3701.86	4352.79	4975.91	5065.81	1.81
Salt	6406.06	7727.94	7543.15	9572.99	26.91
Zinc ores	2957.89	1620.06	0.74	11.35	1424.87
<b>Processed Minerals</b>	<b>60374.15</b>	<b>65680.84</b>	<b>68445.62</b>	<b>62037.33</b>	<b>-9.36</b>
Bleaching Earth	707.60	820.49	821.14	832.98	1.44
Aluminium hydrate	1910.00	2251.73	2334.53	1856.58	-20.47
Ball Clay	131.33	158.85	194.27	114.47	-41.08
Barytes	11920.38	8699.42	4525.67	6517.08	44.00
Bentonite	3160.99	3860.45	3999.73	4813.33	20.34
Calcined alumina (including other aluminium oxide)	18834.16	25423.47	32974.21	25895.76	-21.47
Calcined Bauxite	425.29	611.75	952.75	655.46	-31.20
Calcined Magnesite	21.12	6.89	5.39	7.68	42.58
Dolomite	133.29	125.33	156.63	141.83	-9.45
Feldspar	1890.43	2234.48	2876.17	2148.21	-25.31
Garnet	5108.67	6060.27	5673.83	5950.87	4.88
Ilmenite	10473.79	6597.47	5773.61	3645.26	-36.86
Iron oxide	189.71	187.27	214.51	503.92	134.92
Kaolin	736.85	1053.49	941.75	1071.92	13.82
Kyanite	0.78	0.65	0.34	2.69	687.72
Manganese dioxide	54.69	63.57	105.08	91.32	-13.10
Natural Graphite	155.35	112.37	86.58	17.07	-80.28

Panel with Item Description	2012-13	2013-14	2014-15	2015-16*	Growth % (15-16 over 14-15)
	Value in Rs. Million				
Processed Minerals n.e.s	1219.42	2650.59	1272.45	1663.09	30.70
Quartz	1626.98	2241.54	2941.26	3008.45	2.28
Silica Sand	43.19	33.14	9.80	6.44	-34.28
Sillimanite	133.32	148.78	141.26	110.85	-21.53
Steatite	1215.35	2028.61	2156.56	2702.82	25.33
Wollastonite	281.47	310.24	288.09	279.26	-3.06
<b>TOTAL (A)</b>	<b>306106.87</b>	<b>280549.06</b>	<b>315642.07</b>	<b>309512.62</b>	<b>-1.94</b>

**B. NON-MINERALS**

<b>Rubber Products</b>	<b>54157.62</b>	<b>64170.18</b>	<b>71421.24</b>	<b>65573.10</b>	<b>-8.19</b>
Automotive Components	4715.22	6166.24	6390.59	5804.22	-9.18
Bicycle Tubes	2452.79	2429.03	2429.13	1939.53	-20.16
Bicycle Tyres	3057.43	3094.90	3219.42	3043.23	-5.47
Conveyor, Transmission, V Belts	6592.44	7253.14	7040.54	6742.24	-4.24
Floor Covering & Mats	2749.95	3645.56	3887.82	4154.54	6.86
Gaskets, Washers & Seals	3589.29	4135.73	4521.36	5085.80	12.48
Hoses	3702.79	4438.78	5554.00	5775.09	3.98
Latex, Dipped & Medical Including Contraceptives	4468.78	5140.54	5619.56	5275.16	-6.13
Reclaim Rubber & Waste Pairings & Scrap	4087.63	6734.68	5048.86	4725.86	-6.40
Rubber Coats & Aprons	50.10	71.50	369.28	443.88	20.20
Rubber Products Nes	824.87	784.67	781.85	876.31	12.08
Rubber Sheets	16053.81	17821.22	22766.04	17318.36	-23.93
Tyre Retread/Camel Back	1812.53	2454.20	3792.80	4388.89	15.72
<b>Auto Tyres and Tubes</b>	<b>94289.05</b>	<b>102091.82</b>	<b>100709.11</b>	<b>90584.72</b>	<b>-10.05</b>
Auto Tubes	3193.59	3907.88	3278.82	2941.30	-10.29
Auto Tyres	89790.67	96967.63	96218.72	86479.72	-10.12
Tyre Flaps	1304.79	1216.32	1211.57	1163.70	-3.95
<b>Paints, Printing Ink and Allied Products</b>	<b>56199.51</b>	<b>63348.97</b>	<b>67636.55</b>	<b>67464.74</b>	<b>-0.25</b>
Aluminium paste and powder	1147.84	1255.91	1456.43	1319.79	-9.38
Chlorinated rubber	40.69	29.99	29.71	15.86	-46.62
Chrome pigments	693.70	1039.11	1235.22	1232.53	-0.22
Glues	164.53	235.04	220.95	323.55	46.44
Gum and other rosin	16.39	34.51	67.78	39.82	-41.24
Lead pigments	433.73	606.01	828.61	888.69	7.25
Linseed oil	7.35	13.05	8.59	6.36	-25.95
Metal polish	104.42	112.31	91.22	124.08	36.02
Other inks	961.05	1421.29	1691.79	1441.76	-14.78
Other polish	66.86	44.73	61.47	67.94	10.53
Paints varnishes & allied products	2218.31	2675.82	2928.85	3139.80	7.20



Panel with Item Description	2012-13	2013-14	2014-15	2015-16*	Growth % (15-16 over 14-15)
	Value in Rs. Million				
Pigments and colouring materials	26553.61	32845.68	33867.04	31605.15	-6.68
Printing ink	6289.62	6918.84	8779.85	8364.77	-4.73
Shoe polish	224.88	118.34	140.25	115.12	-17.91
Spirit of turpentine	1.05	4.24	2.59	0.39	-85.12
Synthetic enamel	114.71	113.56	105.21	160.33	52.38
Synthetic resin	6278.41	6972.03	9263.85	10482.28	13.15
Thinner	164.31	234.94	226.37	229.97	1.59
Titanium dioxide	4519.60	3447.97	2286.50	2296.59	0.44
Ultramarine Blue	907.94	1002.19	945.82	1072.70	13.42
Upgraded ilmenite	3685.10	2134.36	1182.72	2656.75	124.63
Wire enamel	137.20	352.99	204.21	188.80	-7.55
Zinc oxide	1468.22	1736.06	2011.53	1691.73	-15.90
<b>Glass and Glassware</b>	<b>33792.10</b>	<b>40175.45</b>	<b>44084.78</b>	<b>47332.11</b>	<b>7.37</b>
Clinical thermometer	25.43	2.47	2.05	6.33	208.74
Electrical insulator of glass	124.64	96.50	122.84	66.97	-45.48
Fibre glass	2619.15	2740.85	3123.00	3702.09	18.54
Figured & wired glass	98.81	91.97	68.51	81.06	18.32
Float glass	2248.74	2677.51	2909.18	2171.64	-25.35
Glass and glassware nes	12299.42	15783.30	17790.76	18030.77	1.35
Glass bangles	189.14	176.45	106.17	74.17	-30.14
Glass beads and false pearls	1070.01	1219.11	1246.73	1395.87	11.96
Glass lampwares	1141.95	585.73	427.56	761.90	78.20
Glass mirrors	1245.22	1714.04	1633.53	1836.26	12.41
Glass phials/bottles	9293.52	10273.91	11910.74	13645.39	14.56
Ophthalmic blanks & lenses	1038.35	1393.20	1403.35	1536.06	9.46
Safety glass	835.94	1423.57	1421.13	1761.62	23.96
Scientific glassware	711.56	898.76	1031.41	1254.68	21.65
Sheet glass	36.08	36.88	79.37	104.07	31.11
Signalling glassware	4.13	14.08	42.39	43.50	2.62
Table/kitchenware of glass	549.31	694.40	679.85	771.09	13.42
Vacuum flasks	260.71	352.74	86.21	88.66	2.85
<b>Plywood and Allied Products</b>	<b>34236.52</b>	<b>43475.18</b>	<b>44194.10</b>	<b>51513.09</b>	<b>16.56</b>
Cork and cork products	127.50	134.55	123.95	130.89	5.60
Hard board of wood fibre	685.56	800.70	916.01	945.70	3.24
Other articles of wood	9925.64	14274.44	14145.71	16813.86	18.86
Other plywood and products	889.28	1460.38	1782.24	2698.20	51.39
Sandalwood chips	61.76	150.45	240.08	153.40	-36.10
Sawn timber	1701.38	1661.66	1920.04	1649.09	-14.11
Tea chest panel	3.99	0.38	0.07	0.50	595.83
Veneer	867.10	803.31	944.54	920.11	-2.59
Wooden furniture	19974.31	24189.30	24121.47	28201.34	16.91



Panel with Item Description	2012-13	2013-14	2014-15	2015-16*	Growth % (15-16 over 14-15)
	Value in Rs. Million				
<b>Ceramics and Allied Products incl. Refractories</b>	<b>29707.51</b>	<b>38616.16</b>	<b>56876.41</b>	<b>64899.60</b>	<b>14.11</b>
Asbestos jointings	419.95	384.42	486.53	454.09	-6.67
Ceramic products nes	2918.50	3551.30	3650.51	4148.90	13.65
Ceramic tiles	7420.85	14694.14	30877.11	36806.02	19.20
Emery	477.42	284.03	545.41	135.08	-75.23
Insulators	2721.05	2681.56	2323.16	2750.90	18.41
Other asbestos products	364.42	272.67	340.91	533.64	56.53
Refractory bricks	6332.30	6213.79	7381.26	8081.90	9.49
Refractory materials	4392.42	5016.45	5366.91	4933.15	-8.08
Roofing tiles	20.56	14.57	17.98	15.95	-11.26
Sanitaryware	3744.43	4332.21	4494.58	5470.32	21.71
Tableware/kitchenware/potteryware	895.62	1171.04	1392.04	1569.66	12.76
<b>Cement, Cement Clinkers and Asbestos Cement Products</b>	<b>13329.62</b>	<b>20162.92</b>	<b>24318.38</b>	<b>22620.22</b>	<b>-6.98</b>
Asbestos cement products	2718.89	3012.37	4634.92	5364.47	15.74
Cement	8519.63	10930.76	9310.46	10424.03	11.96
Clinkers	2091.10	6219.79	10373.00	6831.71	-34.14
<b>Paper, Paper Board and Paper Product</b>	<b>54128.30</b>	<b>60321.42</b>	<b>66609.91</b>	<b>70740.36</b>	<b>6.20</b>
Cellophane paper	123.84	94.54	103.28	50.04	-51.55
Envelopes/writing blocks/letter pads	283.92	517.31	608.83	560.62	-7.92
Exercise books/diaries etc.	5564.25	5722.78	6935.81	7691.58	10.90
Lead slip pencil	786.10	1054.75	1278.53	1617.98	26.55
Other paper & paperboard	24850.10	23531.63	26526.59	29147.58	9.88
Paper bags/boxes/other containers	4069.51	5397.71	4935.41	5592.30	13.31
Paper cones/Auto Tubes etc.	51.15	195.64	249.61	269.15	7.83
Paper products nes	13153.29	16237.21	18326.14	19084.56	4.14
Playing cards	157.85	292.89	244.85	248.92	1.66
Printing & writing paper	3992.22	5692.33	5870.09	4297.00	-26.80
Tissue paper incl. cigarette paper	1035.69	1536.95	1488.94	2087.40	40.19
Typewriter, other ribbon and ink pad	60.39	47.68	41.83	93.25	122.90
<b>Books, Publications and Printing</b>	<b>18070.23</b>	<b>18542.75</b>	<b>16225.37</b>	<b>18587.62</b>	<b>14.56</b>
Books & pamphlets	14148.58	14891.20	12500.87	14764.52	18.11
Newspapers, journals & periodicals	280.26	262.39	224.36	208.01	-7.29
Picture postcards/greeting cards etc.	253.43	400.59	448.49	502.49	12.04
Printed materials	3387.97	2988.58	3051.65	3112.60	2.00
<b>Animal By Products</b>	<b>3618.23</b>	<b>6131.80</b>	<b>5299.64</b>	<b>6534.93</b>	<b>23.31</b>
Animal blood prepared for therapeutic, prophylactic or diagnostic uses	3.72	0.01	0.19	0.06	-70.74
Animal Glue	42.97	57.12	70.60	78.50	11.18
Bone grist	74.48	82.89	88.80	22.81	-74.31



Panel with Item Description	2012-13	2013-14	2014-15	2015-16*	Growth % (15-16 over 14-15)
	Value in Rs. Million				
Bone/horn (whole or part) buttons/blanks /plates/articles thereof, shark bones	674.01	678.48	561.39	620.18	10.47
Crushed & degreased bones incl. bone chips	138.43	186.50	198.49	212.05	6.83
Dog or cat food put up for retail sale	1165.00	1696.83	1725.83	3137.98	81.82
Hemoglobin blood globulins & serum globulins	1.31	388.99	821.05	1104.32	34.50
Horn meal and hoof meal	96.16	58.75	47.33	68.34	44.39
Meat and bone meal	1157.97	2593.54	1401.84	742.22	-47.05
Others (other than bones, horncores, ossein etc)	264.18	388.69	381.71	542.49	42.12
PIGS,HOGS/BOARS BRISTLS AND HAIR	0.00	0.00	2.42	5.99	147.70
<b>Ossein and Gelatine</b>	<b>4000.79</b>	<b>4911.91</b>	<b>4986.52</b>	<b>4227.85</b>	<b>-15.21</b>
Gelatine	2862.69	3468.30	3648.81	3177.69	-12.91
Ossein	1056.76	1332.38	1210.12	944.68	-21.94
Peptones	81.34	111.23	127.59	105.48	-17.33
<b>Graphite, Explosives and Accessories</b>	<b>25361.81</b>	<b>24606.92</b>	<b>18710.10</b>	<b>14588.10</b>	<b>-22.03</b>
Detonator/detonating fuse/safety fuse etc	1655.23	2616.07	2354.40	2424.18	2.96
Graphite electrodes	21352.22	20537.34	14735.41	10390.73	-29.48
Graphite fines	2121.54	1183.12	1119.71	979.72	-12.50
Graphite products nes	232.81	270.40	500.59	793.48	58.51
<b>Miscellaneous Products</b>	<b>14718.41</b>	<b>15179.10</b>	<b>16210.78</b>	<b>18017.18</b>	<b>11.14</b>
Activated carbon	5612.30	6078.64	6645.79	7475.43	12.48
Coconut shell charcoal	660.89	601.17	595.98	260.48	-56.29
Cutch extracts	184.76	284.66	318.75	343.04	7.62
Fireworks	7.30	35.44	3.08	2.19	-28.90
Gambier extracts	44.09	17.18	20.00	14.40	-27.99
Myrobalan extract	42.92	63.90	43.97	54.65	24.27
Other dying & tanning extracts	178.96	214.04	248.12	236.20	-4.81
Safety matches	3191.01	2962.60	2786.99	2901.18	4.10
Superphosphates and Other fertilizers	3545.92	4857.70	5512.64	6726.61	22.02
Urea	1250.27	63.75	35.46	3.01	-91.52
<b>TOTAL (B)</b>	<b>435609.69</b>	<b>501734.57</b>	<b>537282.88</b>	<b>542683.61</b>	<b>1.01</b>
<b>GRAND TOTAL (A+B)</b>	<b>741716.55</b>	<b>782283.63</b>	<b>852924.95</b>	<b>852196.23</b>	<b>-0.09</b>

Data Source: MoC Export Import Data Bank

\* Provisional Data

## CAPEXIL'S EXPORT AWARD 2012-13

In order to encourage export promotional activities and give recognition to the member-firms for their outstanding export activities/achievements, CAPEXIL presented 218 Export Awards for the year 2012-13.

Shri Kalraj Mishra, Hon'ble Minister of Micro, Small & Medium Enterprises, kindly distributed the trophies & certificates to the winners in the graceful Export Award Function held on 28.01.2016 at Vigyan Bhavan, New Delhi.

M/s. MMTC Limited, New Delhi, M/s. National Aluminium Company Limited, Bhubaneswar and M/s. Balkrishna Industries Limited, Mumbai topped the list of exporters of CAPEXIL products from Canalized Agency, Minerals and Ore Sector and Non-Minerals Sector respectively, and were, therefore, awarded Highest Export Awards for the year 2012-13.

Top Export Awards were given to 16 member-firms, Special Export Awards to 53 members. In addition to that Panel wise Special Export Award for SSI Units were also given to 10 member-firms and Certificate of Merit to 136 members in recognition of their achievements during the year 2012-13. Details are furnished below :

### HIGHEST EXPORT AWARD

1. M/s. MMTC Limited, New Delhi  
Canalized Agency (Minerals and Ores Sector)  
Bulk Minerals and Ores incl. Salt, Coal and Aluminium Metal Panel
2. M/s. National Aluminium Company Limited, Bhubaneswar, Odisha.  
Minerals and Ores Sector  
Processed Minerals incl. Upgraded Ilmenite Ores Panel
3. M/s. Balkrishna Industries Limited, Mumbai, Maharashtra.  
Non-Minerals Sector  
Auto Tyres and Tubes Panel

### TOP EXPORT AWARD

1. M/s. Aro Granite Industries Limited, Hosur, Tamil Nadu  
Natural Stones & Products Panel
2. M/s. V.V. Mineral, Tisaiyanvilai, Tamil Nadu  
Processed Minerals incl. Upgraded Ilmenite Ore Panel
3. M/s. Rungta Mines Limited, Kolkata, West Bengal  
Bulk Minerals & Ores incl. Salt, Coal and Aluminium Metal Panel
4. M/s. GRP Limited, Mumbai, Maharashtra  
Rubber Products Panel
5. M/s. MRF Limited, Chennai, Tamil Nadu  
Auto Tyres and Tubes Panel
6. M/s. Hubergroup India Pvt Ltd. (Formerly: Micro Inks Limited), Vapi, Gujarat  
Paints, Printing Ink & Allied Products Panel
7. M/s. Piramal Glass Limited, Mumbai, Maharashtra  
Glass & Glassware Panel
8. M/s. Jollyboard Limited, Mumbai, Maharashtra  
Plywood & Allied Products Panel
9. M/s. TRL Krosaki Refractories Limited,  
(Formerly: Tata Refractories Limited), Jharsuguda, Odisha  
Ceramics & Allied Products incl. Refractories Panel
10. M/s. UltraTech Cement Limited, Mumbai, Maharashtra  
Cement, Cement Clinkers & Asbestos Cement Products Panel

11. M/s. BILT Graphics Paper Products Limited, Gurgaon, Haryana  
Paper, Paper Board & Paper Products Panel
12. M/s. Repro India Limited, Mumbai, Maharashtra  
Books, Publications & Printing Panel
13. M/s. Allanasons Private Limited (Formerly: Allanasons Limited), Mumbai, Maharashtra  
Animal By Products Panel
14. M/s. Nitta Gelatin India Limited, Cochin, Kerala  
Ossein & Gelatine Panel
15. M/s. HEG Limited, Noida, Uttar Pradesh  
Manufactured Products of Carbon Graphite, Explosives & Accessories Panel
16. M/s. Core Carbons Pvt. Ltd., Coimbatore, Tamil Nadu  
Miscellaneous Products Panel

### SPECIAL EXPORT AWARD

#### I. Natural Stones & Products Panel:

1. M/s. Amman Granites, Harur, Tamil Nadu
2. M/s. Global Stones Pvt. Ltd., Bagru, Rajasthan
3. M/s. M&G Impex (I) Pvt. Ltd., Hosur, Tamil Nadu
4. M/s. Pacific Industries Limited, Udaipur, Rajasthan
5. M/s. Ratnam Stone Exports, Ahmedabad, Gujarat
6. M/s. Rocks Forever, Udaipur, Rajasthan,
7. M/s. Shree Agencies Pvt. Ltd., Kota, Rajasthan
8. M/s. Shree Rishabh Marmo Private Limited, Udaipur, Rajasthan

#### II. Processed Minerals incl. Upgraded Ilmenite Ore Panel:

9. M/s. Ashapura Perfoclay Limited (Formerly: Ashapura Volclay Ltd.), Mumbai, Maharashtra
10. M/s. Transworld Garnet India Pvt. Ltd., Chennai, Tamil Nadu

**III. Bulk Minerals & Ores incl. Salt, Coal & Aluminium Metal Panel:**

11. M/s. Rungta Sons Private Limited, Kolkata, West Bengal
12. M/s. Tata Steel Ltd., Ferro Alloys & Minerals Division, Kolkata, West Bengal

**IV. Rubber Products Panel:**

13. M/s. Anand NVH Products Pvt. Ltd., Gurgaon, Haryana
14. M/s. Fishfa Rubbers Limited, Rajkot, Gujarat
15. M/s. HLL Lifecare Limited, Cochin, Kerala
16. M/s. J.K. Fenner (India) Limited, Madurai, Tamil Nadu
17. M/s. Pix Transmissions Limited, Mumbai, Maharashtra
18. M/s. Ralson (India) Limited, Ludhiana, Punjab
19. M/s. Zenith Industrial Rubber Products Private Limited, Mumbai, Maharashtra

**V. Auto Tyres and Tubes Panel:**

20. M/s. Birla Tyres (Prop: Kesoram Industries Ltd.), Kolkata, West Bengal
21. M/s. Ceat Limited, Mumbai, Maharashtra
22. M/s. JK Tyre & Industries Ltd., New Delhi
23. M/s. Malhotra Rubbers Ltd., New Delhi

**VI. Paints, Printing Ink & Allied Products Panel:**

24. M/s. Alpha Chemie, Mumbai, Maharashtra
25. M/s. DCW Limited, Mumbai, Maharashtra
26. M/s. Sakata Inx (India) Limited, Gurgaon, Haryana
27. The Metal Powder Company Limited, Thirumangalam, Tamil Nadu.

**VII. Glass & Glassware Panel:**

28. M/s. GKB Rx Lens Pvt. Ltd., Kolkata, West Bengal
29. M/s. Hindusthan National Glass and Industries Ltd., Kolkata, West Bengal
30. M/s. La Opala RG Ltd., Kolkata, West Bengal

**VIII. Plywood and Allied Products Panel:**

31. M/s. Vritti Impex Pvt. Ltd., Mumbai, Maharashtra
32. M/s. Associate Lumbers Private Limited, Mumbai, Maharashtra
33. M/s. Jindal Wood Products Pvt. Ltd., New Delhi

**IX. Ceramics & Allied Products incl. Refractories Panel:**

34. M/s. Aditya Birla Insulators (A Unit of Aditya Birla Nuvo Ltd.), Halol, Gujarat
35. M/s. IFGL Refractories Limited, Kolkata, West Bengal
36. M/s. RAK Ceramics India Pvt. Ltd., Samalkot, Andhra Pradesh
37. M/s. SEPR Refractories India Ltd., Palakkad, Kerala

**X. Cement, Cement Clinkers & Asbestos Cement Products Panel:**

38. M/s. Sanghi Industries Limited, Ahmedabad, Gujarat

**XI. Paper, Paper Board & Paper Products Panel:**

39. M/s. ITC Limited, SBU: Packaging & Printing, Chennai, Tamil Nadu
40. M/s. Kaygee Loparex India Pvt. Ltd., Mumbai, Maharashtra
41. M/s. Lovely Offset Printers Private Limited, Sivakasi, Tamil Nadu
42. M/s. Orient Paper & Industries Ltd., Kolkata, West Bengal
43. M/s. Parksons Packaging Ltd., Mumbai, Maharashtra
44. M/s. Seshasayee Paper and Boards Ltd., Chennai, Tamil Nadu
45. M/s. Tamil Nadu Newsprint and Papers Ltd., Chennai, Tamil Nadu
46. M/s. International Paper APPM Limited, The Andhra Pradesh Paper Mills Limited, Hyderabad, Telangana

**XII. Books, Publications & Printing Panel:**

47. M/s. Brijbasi Art Press Ltd., New Delhi
48. M/s. Goyal Books Overseas Pvt. Ltd., New Delhi
49. M/s. Replika Press Pvt. Ltd., Sonapat, Haryana

**XIII. Ossein & Gelatine Panel:**

50. M/s. India Gelatine & Chemicals Ltd., Mumbai, Maharashtra
51. M/s. Pioneer Jellice India Private Limited, Madurai, Tamil Nadu

**XIV. Manufactured Products of Carbon Graphite, Explosives & Accessories Panel:**

52. M/s. Graphite India Limited, Kolkata, West Bengal
53. M/s. Solar Industries India Ltd., Nagpur, Maharashtra

**PANELWISE SPECIAL EXPORT AWARD FOR SSI SECTOR (2012-2013):****I. Natural Stones & Products Panel:**

54. M/s. Stone Age Private Limited, Jaipur, Rajasthan
55. M/s. Stone Shippers Limited, Mumbai, Maharashtra

**II. Processed Minerals incl. Upgraded Ilmenite Ore Panel:**

56. M/s. Industrial Mineral Co., Tuticorin, Tamil Nadu

**III. Bulk Minerals & Ores Including Salt, Coal and Aluminium Metal Panel:**

57. M/s. Rawmin Mining and Industries Pvt. Ltd., Mumbai, Maharashtra.

**IV. Rubber Products Panel:**

58. M/s. IRM Offshore and Marine Engineers Pvt. Ltd., Ahmedabad, Gujarat

**V. Auto Tyres and Tubes Panel:**

59. M/s. Superking Manufacturers (Tyre) Pvt. Ltd., Delhi

**VI. Paints, Printing Ink & Allied Products Panel:**

60. M/s. Macro Polymers Pvt. Ltd., Ahmedabad, Gujarat

**VII. Glass and Glassware Panel:**

61. M/s. Firozabad Glass Shell Industries, New Delhi
62. M/s. Glassco Laboratory Equipments Pvt. Ltd., Ambala Cantt., Haryana

**VIII. Paper, Paper Board & Paper Products Panel:**

63. M/s. SMI Coated Products Pvt. Ltd., Mumbai, Maharashtra

**CERTIFICATE OF MERIT:****I. Natural Stones & Products Panel:**

1. M/s. A.G. Granites Private Limited, Harur, Tamil Nadu
2. M/s. Arkay Glenrock Private Limited, Dindigul, Tamil Nadu
3. M/s. Arvind Construction Co. Pvt. Ltd., New Delhi
4. M/s. Aryan Granites and Monuments (P) Ltd., Chennai, Tamil Nadu
5. M/s. Ashok Granites Limited, Salem, Tamil Nadu
6. M/s. Bahavan Granites, Chennai, Tamil Nadu
7. M/s. Chariot International Pvt. Ltd., Kolar District, Karnataka
8. M/s. Crystal Granite & Marble Pvt. Ltd., Ramanagaram District, Karnataka
9. M/s. Freeworld Exports Pvt. Ltd., Chennai, Tamil Nadu
10. M/s. Glittek Granites Ltd., Hoskote, Karnataka
11. M/s. Golden Rock Granites Pvt. Ltd., Chennai, Tamil Nadu
12. M/s. Gommateshwara Granites Pvt. Ltd., Bangalore, Karnataka
13. M/s. Granite Mart Limited, Bangalore, Karnataka
14. M/s. GTP Exports Private Limited, Salem, Tamil Nadu
15. M/s. GTP Granites Ltd., Salem, Tamil Nadu
16. M/s. Hilltop Stones Private Limited, Bangalore, Karnataka
17. M/s. Indian Minerals & Granite Company, Bellary, Karnataka
18. M/s. Jennex Granite Industries Private Limited, Gwalior, Madhya Pradesh
19. M/s. Jubilee Granites India Pvt. Ltd., Chennai, Tamil Nadu
20. M/s. Katti-ma Exports Private Limited, Chennai, Tamil Nadu
21. M/s. Krishna Stone-Tech Pvt. Ltd., Bellary, Karnataka
22. M/s. Kunnam Granite Works, Chennai, Tamil Nadu
23. M/s. Kuntal Granites Pvt. Ltd., Mumbai, Maharashtra
24. M/s. Madhucon Granites Limited, Hosur, Tamil Nadu
25. M/s. Mahi Granites Private Limited, Hyderabad, Telangana
26. M/s. Malbros Impex Pvt. Ltd., New Delhi
27. M/s. Natural Slate and Sandstone Exports Pvt. Ltd., Jaipur, Rajasthan
28. M/s. Pokarna Limited, Secunderabad, Telangana
29. M/s. R.R. Stones Private Limited, Hyderabad, Telangana
30. M/s. Radha Exports (India) Pvt. Ltd., Chennai, Tamil Nadu
31. M/s. Rajyog International Pvt. Ltd., Gurgaon, Haryana
32. M/s. RC Golden Granites Pvt. Ltd., Chennai, Tamil Nadu
33. M/s. Ronak Rocks Pvt. Ltd., Vadodara, Gujarat
34. M/s. Saraba India, Chennai, Tamil Nadu

35. M/s. Sati Exports India Pvt. Ltd., Bangalore, Karnataka

36. M/s. Seaward Exports Pvt. Ltd., Kota, Rajasthan

37. M/s. Shri Ganesh Granite, Jaipur, Rajasthan

38. M/s. Shri Prempuriji Granimarbo Pvt. Ltd., Jaipur, Rajasthan

39. M/s. Shriram Exports Pvt. Ltd., Chennai, Tamil Nadu

40. M/s. Sree Raghavendra Enterprises, Bellary, Karnataka

41. M/s. Sri Venkatesh Granites Private Limited, Hyderabad, Telangana

42. M/s. S.V.G. Granites Limited (Formerly: S.V.G. Granites Limited), Secunderabad, Telangana

43. M/s. Tamil Nadu Minerals Limited, Chennai, Tamil Nadu

**II. Processed Minerals incl. Upgraded Ilmenite Ore Panel:**

44. M/s. 20 Microns Limited, Vadodara, Gujarat
45. M/s. Ashapura International Limited, Mumbai, Maharashtra
46. M/s. Ashapura Minechem Limited, Mumbai, Maharashtra
47. M/s. Ashok Alco-Chem Limited, Mumbai, Maharashtra
48. M/s. Beach Minerals Company, Chennai, Tamil Nadu
49. M/s. Golcha Talc, Jaipur, Rajasthan
50. M/s. IBC Limited, Chennai, Tamil Nadu
51. M/s. Indian Ocean Garnet Sands Co. P. Ltd., Tuticorin, Tamil Nadu
52. M/s. Indian Rare Earths Ltd., Mumbai, Maharashtra
53. M/s. Jai Vardhman Khaniz Pvt. Ltd., Udaipur, Rajasthan
54. M/s. Selective Minerals & Color Industries (P) Ltd., Mumbai, Maharashtra
55. M/s. Star Bentonite Exports, Gandhidham, Gujarat
56. M/s. Trimex Industries Pvt. Ltd., Chennai, Tamil Nadu
57. M/s. Trimex Sands Pvt. Ltd., Chennai, Tamil Nadu
58. M/s. Wolkem India Limited, Udaipur, Rajasthan

**III. Bulk Minerals & Ores incl. Salt, Coal & Aluminium Metal Panel:**

59. M/s. Bonai Industrial Co. Limited, Barbil, Odisha
60. M/s. Feegrade & Co. Private Limited, Kolkata, West Bengal
61. M/s. Manico Minerals International Pvt. Ltd., Ahmedabad, Gujarat
62. M/s. Misrilall Mines Private Limited, Kolkata, West Bengal
63. M/s. Saurashtra Calcine Bauxite & Allied Industry Ltd., Porbandar, Gujarat

**IV. Rubber Products Panel:**

64. M/s. AVI Worldwide Private Limited, Mumbai, Maharashtra
65. M/s. Elgi Rubber Company Limited, Coimbatore, Tamil Nadu
66. M/s. Emerald Resilient Tyre Mfrs. Pvt. Ltd., Chennai, Tamil Nadu
67. M/s. Flooratex Rubber & Plastics P. Ltd., Kayamkulam, Kerala



68. M/s. Garware Bestretch Limited, Dist.: Satara, Maharashtra
69. M/s. Glenrock Rubber Products Pvt. Ltd., Pala, Kerala
70. M/s. High Tech Reclaim Pvt. Ltd., Rajkot, Gujarat
71. M/s. Imperial Waterproofing Industries Pvt. Ltd., Mumbai, Maharashtra
72. M/s. Jayashree Polymers Pvt. Ltd., Pune, Maharashtra
73. M/s. Mohan Mutha Exports Pvt. Ltd., Chennai, Tamil Nadu
74. M/s. Navyug (India) Limited, Jalandhar, Punjab
75. M/s. Noslar International Limited, New Delhi
76. M/s. Peejay Rubber Industries Pvt. Ltd., Ernakulam, Kerala
77. M/s. Phoenix Conveyor Belt India (P) Ltd., Kolkata, West Bengal
78. M/s. Polybond India Pvt. Ltd., Pune, Maharashtra
79. M/s. Precision Rubber Industries Pvt. Ltd., Mumbai, Maharashtra
80. M/s. Shore Auto Rubber Export Pvt. Ltd., Pune, Maharashtra
81. M/s. Speedways Tyre Limited, Jalandhar, Punjab
82. M/s. Treadsdirect Limited, Coimbatore, Tamil Nadu
83. M/s. TRP Sealing Systems (India) Pvt. Ltd., Dist.: Pune, Maharashtra
84. M/s. United Rubber Industries (I) Pvt. Ltd., Mumbai, Maharashtra
85. M/s. Vajra Rubber Products (P) Ltd., Thrissur, Kerala
86. M/s. Vinko Auto Industries Ltd., New Delhi
- V. Auto Tyres and Tubes Panel:**
87. M/s. Asian Tire Factory Ltd., Jalandhar, Punjab
88. M/s. Goodyear India Limited, District Faridabad, Haryana
89. M/s. Pelican Rubber Limited, Hyderabad, Telangana
90. M/s. Rubber King Tyres India Pvt. Ltd., Ahmedabad, Gujarat
91. M/s. Tolins Tyres Private Limited, Ernakulam, Kerala
- VI. Paints, Printing Ink & Allied Products Panel:**
92. M/s. Hi-Shine Inks Pvt. Ltd., Antalia, Gujarat
93. M/s. Indian Toners & Developers Ltd., New Delhi
94. M/s. Lindsay International (P) Ltd., Kolkata, West Bengal
- VII. Glass & Glassware Panel:**
95. M/s. Banaras Beads Limited, Varanasi, Uttar Pradesh
96. M/s. Bisazza India Pvt. Ltd., Kadi, North Gujarat
97. M/s. GKB Hi-tech Lenses Pvt. Ltd., Mapusa, Goa
98. M/s. GKB Ophthalmics Limited, Mapusa, Goa
99. M/s. GKB Vision Ltd., Saligao, Goa
100. M/s. Goa Glass Fibre Limited, Mumbai, Maharashtra
101. M/s. Jagdamba Glass Works, Firozabad, Uttar Pradesh
102. M/s. Om Glass Works Pvt. Ltd., Delhi
103. M/s. Transparent Overseas, Firozabad, Uttar Pradesh
- VIII. Plywood & Allied Products Panel:**
104. M/s. Friends Timber Pvt. Ltd., Nagpur, Maharashtra

105. M/s. Hillwood Furniture (P) Ltd., Kozhikode, Kerala
106. M/s. Jawahar Saw Mills P. Ltd., Mumbai, Maharashtra
107. M/s. Patel Wood Syndicate, Mumbai, Maharashtra
- IX. Ceramics & Allied Products incl. Refractories Panel:**
108. M/s. Asian Granito India Limited, Ahmedabad, Gujarat
109. M/s. B.R. Steel Products Pvt. Ltd., Navi Mumbai, Maharashtra
110. M/s. Cyber Ceramics, Morbi, Gujarat
111. M/s. Ferolite Jointings Ltd., Ghaziabad, Uttar Pradesh
112. M/s. Futura Ceramics Pvt. Ltd., Ahmedabad, Gujarat
113. M/s. Krishna Traders, Kolkata, West Bengal
114. M/s. Maharani Enterprises, Delhi
115. M/s. Modern Insulators Ltd., Abu Road, Rajasthan
116. M/s. OCL India Limited, Rajganpur, Odisha
- X. Cement, Cement Clinkers and Asbestos Cement Products Panel:**
117. M/s. Ambuja Cements Limited, Mumbai, Maharashtra
- XI. Paper, Paper Board & Paper Products Panel:**
118. M/s. A.L. Paper House, Jaipur, Rajasthan
119. M/s. Century Pulp & Paper (Prop.: Century Textiles & Industries Ltd.), Kolkata, West Bengal
120. M/s. Deevya Shakti Paper Mills Pvt. Ltd., Hyderabad, Telangana
121. M/s. Gayatrishakti Paper & Boards Limited, Mumbai, Maharashtra
122. M/s. ITC Limited, (Paperboards & Specialty Papers Division), Secunderabad, Telangana
123. M/s. JK Paper Limited, New Delhi
124. M/s. Rainbow Papers Limited, Ahmedabad, Gujarat
125. M/s. Srinivas Fine Arts (P) Ltd., Sivakasi, Tamil Nadu
126. M/s. Super Impex, District Thane, Maharashtra
127. The West Coast Paper Mills Ltd., Dandeli, Karnataka
128. M/s. Yash Papers Limited, Faizabad, Uttar Pradesh
- XII. Books, Publications & Printing Panel:**
129. M/s. Mail Order Solutions India Pvt. Ltd., Mumbai, Maharashtra
130. M/s. Multivista Global Limited, Chennai, Tamil Nadu
131. M/s. NCBA Exports Pvt. Ltd., Kolkata, West Bengal
132. M/s. Sterling Publishers Pvt. Ltd., New Delhi
- XIII. Manufactured Products of Carbon Graphite, Explosives & Accessories Panel:**
133. M/s. Economic Explosives Limited, Nagpur, Maharashtra
134. M/s. Gulf Oil Corporation Limited (Formerly: IDL Industries Ltd.), Hyderabad, Telangana
- XIV. Miscellaneous Products Panel:**
135. M/s. Kedia Brothers, Kolkata, West Bengal
136. M/s. R.N. Pulverisers Pvt. Ltd., Karur, Tamil Nadu

## Glimpses of CAPEXIL through the lens.....



Shri Ramesh K. Mittal, Chairman, CAPEXIL, addressing before the members at 57th Annual General Meeting of CAPEXIL. Sitting on the dais (L to R), Shri M. F. Vohra, Chairman-WR & Chairman-Rubber Products Panel, CAPEXIL; Shri K.V. Nagi Reddy, Director, Ministry of Commerce & Industry, Dept. of Commerce, EP(CAP) Section, New Delhi; Shri Jaikant Singh, Additional DGFT, O/o the DGFT, New Delhi; Shri Ramesh K. Mittal, Chairman, CAPEXIL; Shri R. Veeramani, Chairman-SR & Chairman, Natural Stone & Products Panel, CAPEXIL and Shri C. R. Bhattacharjee, Chairman-ER & Chairman, Paint, Printing Ink & Allied Products Panel, CAPEXIL.



Shri Ramesh K. Mittal, Chairman, CAPEXIL, addressing before the members at the 57th Annual General Meeting of CAPEXIL held on 17th December, 2015 at the Oberoi Grand, Kolkata.



Shri M. F. Vohra, Chairman-WR & Chairman Rubber Products Panel, CAPEXIL delivering speech in 57th AGM of CAPEXIL



Shri G. Ashokann, Chairman, Miscellaneous Products Panel, CAPEXIL & Shri R. Verramani, Regional Chairman- SR & Chairman, Natural Stones & Products Panel, CAPEXIL addressing the Audience in 57th AGM of CAPEXIL



Inauguration of Export Award Function 2012-13 at Vigyan Bhavan, New Delhi on 28.01.2016 by Shri Kalraj Mishra, Hon'ble Minister of Micro, Small and Medium Enterprises, Government of India by lighting of lamp.





Shri Ramesh K Mittal, Chairman felicitating Shri Kalraj Mishra, Hon'ble Minister of Micro, Small and Medium Enterprises on the occasion of Export Award Function at Vigyan Bhavan, New Delhi on 28.01.2016



A hearty welcome by Shri R. Verramani, Regional Chairman- SR, CAPEXIL & Chairman, Natural Stones & Products Panel, CAPEXIL with flower bouquet to Shri Kalraj Mishra, Hon'ble Minister of Micro, Small and Medium Enterprises at Export Award Function, New Delhi.



M/s. MMTC Ltd. being awarded prestigious CAPEXIL's Highest Export Award for Canalized Agency in Mineral and Ores Sector for the year 2012-13



M/s. National Aluminum Company Limited being awarded prestigious CAPEXIL's Highest Export Award in Mineral and Ores Sector for the year 2012-13.



M/s. Balkrishna Industries Limited being awarded prestigious CAPEXIL's Highest Export Award in Non Minerals Sector for the year 2012-13.



Shri Goutam Ghosh & Shri Tapan Mondal receiving memento from Hon'ble Minister of Micro, Small and Medium Enterprises as recognition to their service rendered to CAPEXIL for 25 years.



Shri Kalraj Mishra, Hon'ble Minister of Micro, Small and Medium Enterprises, Shri Harinarayan Rajbhar, Member of Parliament of India, Shri Arvind Mehta, Additional Secretary, Ministry of Commerce & Industry and Shri Ramesh K Mittal, Chairman, CAPEXIL alongwith other CoA members on the dias.



Mr. Manish Prabhat, DCM & Mr. M. Venugopal Menon, Attache (Trade), Mr. Michael Patrice, Commercial Wing, O/o. The Embassy of India, Paris, France at CAPEXIL INDIA Country Pavilion at Equip Auto'2015 Trade Show, France with Mr. M. F. Vohra, Chairman – CAPEXIL W.R. & Event Leader who is presenting gifts on behalf of CAPEXIL to these Senior Officials of Indian Diplomatic Missions at France.



H.E. Mr. M. Sevala Naik, Consul General, Mr. Asheesh Gupta, Consul, President of German Rubber Organization, Mr. M. F. Vohra, Chairman – CAPEXIL W.R. & Event Leader, Mr. V. R. Chitalia, Director – CAPEXIL along with CAPEXIL Rubber Products Delegation at B2B Meets / BSM at Munich, Germany



Leader of Capexil's Delegation Shri R. Veeramani along with President of Tanzania Chamber of Commerce and Industry



Hon'ble Minister of State for Commerce & Industry, Mrs. Nirmala Seetharaman visited CAPEXIL Pavilion at Algeria International Fair and Interacted with Member Secretary of the delegation.



Mr. M. F. Vohra, Chairman – CAPEXIL W.R. & Event Leader addressing the gatherings at B2B Meets in Barcelona, Spain. On dais H.E. Mr. Vikram Misri, Ambassador of India in Spain, Mr. Alberto Macheti, President of Spain Rubber Association, Mr. V. R. Chitalia, Director – CAPEXIL



Mr. R. Veeramani, Chairman - SR & Chairman, Natural Stone & Products Panel, CAPEXIL delivering speech at the Premises of Embassy of India in Addis Ababa.

# Salutation

CAPEXIL extends warm wishes to you all. May the best of health, happiness, hilarity, peace and prosperity be yours in the days to come!



"Vanija Bhavan", International Trade Facilitation Centre  
1/1, Wood Street, Kolkata - 700 016, India  
Phone : 91-33-2289-1721 to 23/1725 | Fax : 033-2289 1724  
Email : [capexil@capexil.in](mailto:capexil@capexil.in)





कैपेक्सिल  
**CAPEXIL**

(Sponsored by Ministry of Commerce & Industry,  
Government of India)

“Vanijya Bhavan”, International Trade Facilitation Centre,  
1/1 Wood Street, 3rd floor, Kolkata-700016

\*Tel: 033 -2289-1721/22/23/25, \*Fax: 2289-1724,  
\* E-mail: capexil@capexil.in \*Web: www.capexil.com ,  
\*PAN: AAACC9959R, \*CIN: U36900WB1958NPL023786



### NOTICE TO THE MEMBERS OF THE CAPEXIL


NOTICE is hereby given that the **58<sup>th</sup> Annual General Meeting** of the Members of CAPEXIL will be held at The Lalit Great Eastern, Kolkata on Tuesday, **20<sup>th</sup> September 2016 at 11.00 a.m. onwards** to transact the following business:

#### **ORDINARY BUSINESS:**

1. To receive, consider and adopt the Financial Statements as at 31<sup>st</sup> March, 2016 together with the Member of COA's Report and Auditors' Report thereon.
2. To reconstitute the Committee of the CAPEXIL for the year 2016-17 pursuant to the Article 9 and 27 of the Articles of Association of the CAPEXIL.
3. To ratify the appoint of M/s. ADD & Associates (Firm Registration Number 308064E), Chartered Accountants,

To consider and, if thought fit, to pass with or without modification, the following resolution:

“Resolved that pursuant to the provisions of Section 139 of the Companies Act, 2013 and the Rules made thereunder, and pursuant to the recommendations of Committee of Administration of the Council, be and are hereby ratified the appointment of M/s ADD & Associates (Firm Registration Number 308064E), Chartered Accountants, Kolkata, Auditors of the Council to hold office from the conclusion of this 58<sup>th</sup> Annual General Meeting until the conclusion of 59<sup>th</sup> Annual General Meeting and their remuneration be fixed at Rs. 40,000/- excluding out of pocket expenses (if any).”

	By Order of the Committee of Administration
Place: Kolkata	 T.K. Bhattacharyya
Dated: September 02, 2016	Executive Director

## NOTES:

1. **A member entitled to attend and vote at the General Meeting (“meeting”) is entitled to appoint an authorized representative to attend and vote on a poll instead of himself /herself and the authorized representative need not be a member of the Council.**
2. Members intending to send their authorised representatives to attend the Meeting are requested to send to the Council a certified true copy of the Board Resolution/ Authorised Letter authorising their representative to attend and vote on their behalf at the Meeting.
3. For convenience of the members and for proper conduct of the meeting, entry to the place of the meeting will be regulated by way of attendance slip. Members are requested to bring their Attendance Slip, sign the same at the place provided and hand it over at the entrance of the venue.
4. As per the Companies Act, 2013 and rules made thereunder, the Notice of Annual General Meeting along with the Attendance Slip are also being sent by electronic mode to all the members whose email ids are registered with Council. For members who have not registered their email address, physical copies of the Notice of 58th Annual General Meeting of the Company inter alia indicating the process and manner of e-voting is being sent along with other members in the permitted mode.

**Members are also requested to register/update their email addresses, with the Council.**

5. Members may please note that the Notice of the Annual General Meeting and the Annual Report for the FY 2015-16 will also be available on the Council’s website [www.capexil.com/](http://www.capexil.com/) [www.capexil.org](http://www.capexil.org) for their download. The physical copies of the aforesaid documents will also be available at the Council’s Head Office for inspection during normal business hours on working days.


### **General Instruction:**

- a. The e-voting period commences on September 17, 2016 (9.00 a.m.) and ends on September 19, 2016 (5.00 p.m.). The e-voting module shall be disabled by CDSL for voting thereafter. Once the vote on a resolution is cast by the members, the members shall not be allowed to change it subsequently.
- b. E-voting facility shall not be available at the venue of AGM for the better compliances of *para 2.92 of Foreign Trade Policy 2015-20* and to maintain a fair and transparent process of election. The voting facility will be closed on September 19, 2016 (5.00 p.m.).
- c. Shri Abhijit Bakshi, Joint DGFT, Kolkata has been appointed as Returning Officer for conducting the process of election in a fair and transparent manner.
- d. The Returning officer/Scrutinizer shall, within a period not exceeding three working days from the conclusion of the e-voting period, unlock the votes in the presence of two witnesses, not in the employment of the company and make a Report of the votes cast in favour of or against, if any forthwith to the Chairman of the Company.

e. The result declared along with the Returning Officer's Report/Scrutinizer's Report shall be placed on the Council's website [www.capexil.com/www.capexil.org](http://www.capexil.com/www.capexil.org) and on the CDSL's website within two days of passing of the resolutions at the Annual General Meeting of the Council on September 20, 2016.

### **Steps for e-voting**

- i. Every member eligible to vote will receive the USER ID and PASSWORD for the purpose of e-voting directly from "CENTRAL DEPOSITORY SERVICES (INDIA) LIMITED" (CDSL) by email.
- ii. The Members should log on to the e-voting website [www.evotingindia.com](http://www.evotingindia.com).
- iii. Click on Shareholders/ Members.
- iv. Enter your User ID as <Userid>
- v. Next enter the Image Verification as displayed and Click on Login.
- vi. Enter your password <password>
- vii. After entering these details appropriately, click on "SUBMIT" tab.
- viii. Select the EVSN of "CAPEXIL" on which you choose to vote.
- ix. On the voting page, you will see "RESOLUTION DESCRIPTION" and against the same the option "YES/NO" for voting. Select the option YES or NO as desired. The option YES implies that you assent to the Resolution and option NO implies that you dissent to the Resolution.
- x. Click on the "RESOLUTIONS FILE LINK" if you wish to view the entire Resolution details.
- xi. After selecting the resolution you have decided to vote on, click on "SUBMIT". A confirmation box will be displayed. If you wish to confirm your vote, click on "OK", else to change your vote, click on "CANCEL" and accordingly modify your vote.
- xii. Once you "CONFIRM" your vote on the resolution, you will not be allowed to modify your vote.
- xiii. You can also take out print of the voting done by you by clicking on "Click here to print" option on the Voting page.
- xiv. In case you have any queries or issues regarding e-voting, write an email to [helpdesk.evoting@cdslindia.com](mailto:helpdesk.evoting@cdslindia.com) or contact 18002005533 (toll free).
- xv. In case of any queries, you may refer the frequently asked questions (FAQs) for shareholders and e-Voting user manual for shareholders available at the link: <https://www.evotingindia.com/Help.jsp>

	By Order of the Committee of Administration
Place: Kolkata	 T.K. Bhattacharyya
Dated: September 02, 2016	Executive Director

# CAPEXIL

"Vanijya Bhavan", International Trade Facilitation Centre, 1/1, Wood Street, 3<sup>rd</sup> Floor, Kolkata – 700 016

## BALLOT FORM 58<sup>TH</sup> ANNUAL GENERAL MEETING

1. Name of Member(s):  
(In Block Letter)
2. Registered address of the Firm  
Named/ Member :-
3. Membership Number : -
4. I/We hereby exercise my/ our vote in respect of the Ordinary Resolutions to be passed through Ballot for the business stated in the Notice of 58<sup>th</sup> Annual General Meeting of the Council to be held on Tuesday, 20<sup>th</sup> September, 2016 by conveying my/our assent or dissent to the said Resolution by placing the tick (✓) mark in the appropriate box below.

Item No.	Description	I/We assent to the Resolution	I/We dissent to the Resolution
1.	Consideration & adoption of the Financial Statements as at 31st March, 2016 together with the Member of CoAs' Report and Auditors' Report thereon		
3	Ratification of appointment of M/s. ADD & ASSOCIATES (Firm Registration Number 308064E), Chartered Accountants		
Date:	(Signature of the Member(s))		

### INSTRUCTIONS

1. This Ballot Form is provided for the benefit of Members who do not have exercise e-voting facility.
2. A Member can opt for only one mode of voting i.e. either through e-voting or by Ballot. If a Member has already casted vote through e-voting shall not be allowed to vote again in the meeting.
3. The scrutinizer will collate the votes downloaded from the e-voting system and votes casted at AGM to declare the final result for each of the Resolutions forming part of the Notice of the AGM.
4. Unsigned Postal Ballot Form will be rejected.
5. The votes should be cast either in favour or against by putting tick (✓) mark in the column provided for assent or dissent. Ballot Form bearing tick marks in both the columns will render the Ballot Form invalid.

**CAPEXIL**

(CIN: U36900WB1958NPL023786)

(‘Vanijya Bhavan’, International Trade Facilitation Centre,  
1/1 Wood Street, 3<sup>rd</sup> Floor, Kolkata - 700 016)

**ATTENDANCE SLIP**

**58<sup>TH</sup> ANNUAL GENERAL MEETING – SEPTEMBER 20, 2016**

Membership No.

Name of Panel Representing

I certify that I am a member/ representative of a member of the Council.

I hereby record my presence at the Annual General Meeting of the Council held at **The Lalit Great Eastern, Kolkata**, on Tuesday, September 20, 2016 at 11 a.m. onward.

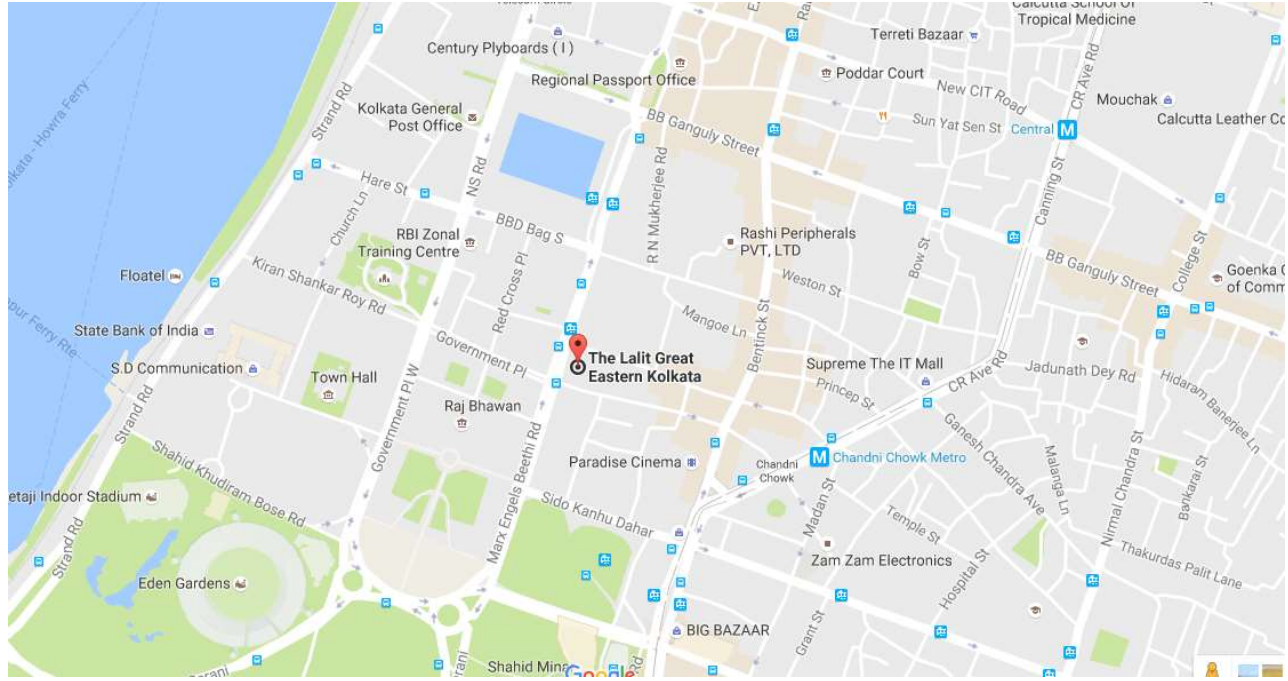
.....  
Name of the member/ representative  
(in BLOCK letters)

.....  
*Signature of the member/ representative*

*Note: Please fill up this attendance slip and hand it over at the entrance of the meeting hall.*

## Route Map to the venue of the AGM:

The Lalit Great Eastern Kolkata, 1, 2, 3, Old Court House Street, Dalhousie Square, Near Raj Bhawan, Kolkata, West Bengal 700069



Link:

<https://www.google.co.in/maps/dir//the+lalit+great+eastern+kolkata/@22.5683438,88.2795576,12z/data=!3m1!4b1!4m8!4m7!1m0!1m5!1m1!1s0x3a0277a695a0da53:0x122a931b2e38319f!2m2!1d88.349598!2d22.568359>